

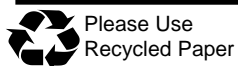
Commonwealth of Pennsylvania  
 Department of Environmental Protection  
 Bureau of Waste Management  
 Division of Reporting and Fee Collection

-----  
 Landfill Waste Receipts  
 in Tons (2000 lbs.) of Waste

For Year:   Quarter:  
 2018       /     3

Disposal Facility: 100419, ADVANCED DISPOSAL SERVICES CHESTNUT VALLEY LANDFILL INC

County/State that Generated Waste	Waste Type:	Municipal	Residual	Sewage Sludge	Processed Medical Waste	Construction	WTE Ash Residue	Asbestos	Total
02 ALLEGHENY		181.8	146.7	0	0	1.2	0	0	329.7
26 FAYETTE		14224.9	919.1	152.1	0	2353.1	0	454.2	18103.4
30 GREENE		3108.8	19225.5	139.1	0	1095.1	0	41.1	23609.6
56 SOMERSET		177.4	0	0	0	1.7	0	0	179.1
63 WASHINGTON		10	1501.9	0	0	133.4	0	0	1645.3
65 WESTMORELAND		546.2	54.5	0	0	2.3	0	0	603
OH OHIO		0	0	0	0	4.5	0	0	4.5
WV WEST VIRGINIA		982.1	62.3	0	0	1417	0	125.5	2586.9
<b>Waste Totals:</b>		<b>19231.2</b>	<b>21910</b>	<b>291.2</b>	<b>0</b>	<b>5008.3</b>	<b>0</b>	<b>620.8</b>	<b>47061.5</b>



Please Use  
Recycled Paper

Phone: 717-783-9258  
 Printed: 11/1/2018

Also visit our Internet WWW Site at: <http://www.dep.state.pa.us>

DISCLAIMER: While care has been taken in the preparation of this report, there is no warranty or guarantee as to the data, calculation or content accuracy. The Commonwealth reserves the right to update or change any data or presentation format without notice or liability.

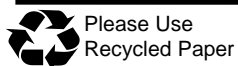
Commonwealth of Pennsylvania  
 Department of Environmental Protection  
 Bureau of Waste Management  
 Division of Reporting and Fee Collection

-----  
 Landfill Waste Receipts  
 in Tons (2000 lbs.) of Waste

For Year:   Quarter:  
 2018       /     3

Disposal Facility: 101397, ADVANCED DISPOSAL SERVICES GREENTREE LANDFILL LLC.

County/State that Generated Waste	Waste Type:	Municipal	Residual	Sewage Sludge	Processed Medical Waste	Construction	WTE Ash Residue	Asbestos	Total
02 ALLEGHENY		0	11.9	0	0	0	0	0	11.9
03 ARMSTRONG		0	22.3	22.6	0	0	0	0	44.9
07 BLAIR		15820.5	2246.5	0	0	5.4	0	0	18072.4
09 BUCKS		0	0	0	0	1148	0	0	1148
12 CAMERON		676.7	230.5	82.6	0	181.1	0	0.8	1171.7
14 CENTRE		30021.8	125.7	92.1	0	8.3	0	0	30247.9
16 CLARION		11110.6	5182	120.5	0	43.1	0	0	16456.2
17 CLEARFIELD		11296.2	1388.2	447.5	0	2556	0	0	15687.9
20 CRAWFORD		0	234.1	349.7	0	0	7.4	0	591.2
23 DELAWARE		0	2.8	0	0	0	0	0	2.8
24 ELK		2316.2	3700.9	262.8	0	884.1	0	1.2	7165.2
25 ERIE		0	36.9	0	0	0	0	0	36.9
27 FOREST		0	14.5	0	0	0	0	0	14.5
31 HUNTINGDON		0	0	40.7	0	0	0	0	40.7
32 INDIANA		0	0.4	0	0	0.9	0	0	1.3
33 JEFFERSON		4880.4	2297.3	191.6	0	498.4	0	9.6	7877.3
42 MCKEAN		7	204.8	12.3	0	0	0	5.7	229.8
43 MERCER		0	9.8	0	0	0	0	0	9.8
51 PHILADELPHIA		0	118.3	0	0	0	0	0	118.3
53 POTTER		0	294.8	0	0	0	0	0	294.8
59 TIOGA		0	1.7	0	0	0	0	0	1.7
61 VENANGO		0	52.8	67.5	0	0	0	0	120.3
62 WARREN		11208.9	1366.1	10.8	0	24.6	0	6.1	12616.5
65 WESTMORELAND		0	24.3	0	0	0	0	0	24.3
CT CONNECTICUT		0	473.5	0	0	0	0	0	473.5
MA MASSACHUSETTS		13.4	0	0	0	0	0	0	13.4
NJ NEW JERSEY		12113.9	2855.6	0	0	93.8	0	0	15063.3
NY NEW YORK		15933.9	205	662.6	0	0	0	0	16801.5
OH OHIO		0	15.3	0	0	0	0	0	15.3
<b>Waste Totals:</b>		<b>115399.5</b>	<b>21116</b>	<b>2363.3</b>	<b>0</b>	<b>5443.7</b>	<b>7.4</b>	<b>23.4</b>	<b>144353.3</b>



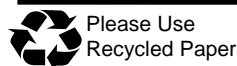
Commonwealth of Pennsylvania  
 Department of Environmental Protection  
 Bureau of Waste Management  
 Division of Reporting and Fee Collection

-----  
 Landfill Waste Receipts  
 in Tons (2000 lbs.) of Waste

For Year:   Quarter:  
 2018       /     3

Disposal Facility: 100933, ALLIANCE SANITARY LANDFILL INC

County/State that Generated Waste	Waste Type:	Municipal	Residual	Sewage Sludge	Processed Medical Waste	Construction	WTE Ash Residue	Asbestos	Total
02 ALLEGHENY		2.6	0	0	0	0	0	0	2.6
08 BRADFORD		10.2	2265.2	0	0	0	0	0	2275.4
09 BUCKS		0	20.7	0	0	0	0	0	20.7
13 CARBON		93.3	0	0	0	4.7	0	0	98
19 COLUMBIA		10	0	0	0	0	0	0	10
35 LACKAWANNA		20014.8	1314.3	37	197.6	1441.3	0	88.4	23093.4
39 LEHIGH		14.9	10.8	0	0	0	0	0	25.7
40 LUZERNE		21835.8	1510.6	3756.1	16.1	506.3	0	575.8	28200.7
45 MONROE		5022.8	803.6	0	0	446.9	0	0	6273.3
48 NORTHAMPTON		0	0	0	0	2.9	0	0	2.9
52 PIKE		3162.8	0	0	0	29.1	0	0	3191.9
54 SCHUYLKILL		0	9.3	0	0	7.1	0	0	16.4
57 SULLIVAN		0	6067.3	0	0	0	0	0	6067.3
58 SUSQUEHANNA		1328.4	13053.2	93.1	0	50.1	0	0	14524.8
64 WAYNE		6426.7	51.1	0	0	7.8	0	0	6485.6
66 WYOMING		1489.1	44.7	0	0	32.7	0	0	1566.5
67 YORK		8.7	0	0	0	0	0	0	8.7
CT CONNECTICUT		0	0	0	0	467.9	0	24.4	492.3
NJ NEW JERSEY		0	0	0	0	0	0	66.7	66.7
NY NEW YORK		1804.1	0	0	0	0	0	97.3	1901.4
<b>Waste Totals:</b>		<b>61224.2</b>	<b>25150.8</b>	<b>3886.2</b>	<b>213.7</b>	<b>2996.8</b>	<b>0</b>	<b>852.6</b>	<b>94324.3</b>



Please Use  
Recycled Paper

Phone: 717-783-9258  
 Printed: 11/1/2018

Also visit our Internet WWW Site at: <http://www.dep.state.pa.us>

DISCLAIMER: While care has been taken in the preparation of this report, there is no warranty or guarantee as to the data, calculation or content accuracy. The Commonwealth reserves the right to update or change any data or presentation format without notice or liability.

Commonwealth of Pennsylvania  
 Department of Environmental Protection  
 Bureau of Waste Management  
 Division of Reporting and Fee Collection

-----  
 Landfill Waste Receipts  
 in Tons (2000 lbs.) of Waste

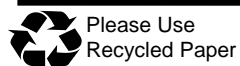
For Year:   Quarter:  
 2018       /     3

Disposal Facility: 100172, ARDEN LANDFILL INC.

County/State that Generated Waste	Waste Type:	Municipal	Residual	Sewage Sludge	Processed Medical Waste	Construction	WTE Ash Residue	Asbestos	Total
02 ALLEGHENY		17251.8	1209.5	0	0	1344.8	0	0	19806.1
04 BEAVER		19998	76.8	32.2	0	15	0	0	20122
10 BUTLER		55.8	0	0	0	6.7	0	0	62.5
26 FAYETTE		234.3	4600.3	0	0	26.4	0	0	4861
30 GREENE		1108.5	34861	0	0	930.8	0	0	36900.3
32 INDIANA		0	33.9	0	0	0	0	0	33.9
36 LANCASTER		0	25.4	0	0	0	0	0	25.4
63 WASHINGTON		19072.9	33878.4	1337.1	160	3939.3	0	0	58387.7
65 WESTMORELAND		0	5122.1	0	0	0	0	0	5122.1
OH OHIO		191.1	2498.3	0	0	79.6	0	0	2769
WV WEST VIRGINIA		1074.5	7010.2	0	0	778.2	133.1	0	8996
<b>Waste Totals:</b>		<b>58986.9</b>	<b>89315.9</b>	<b>1369.3</b>	<b>160</b>	<b>7120.8</b>	<b>133.1</b>	<b>0</b>	<b>157086</b>

Disposal Facility: 100020, BETHLEHEM LANDFILL

County/State that Generated Waste	Waste Type:	Municipal	Residual	Sewage Sludge	Processed Medical Waste	Construction	WTE Ash Residue	Asbestos	Total
06 BERKS		164.6	0	0	0	2.4	0	0	167
09 BUCKS		4411.9	291.6	0	0	354.4	0	0	5057.9
39 LEHIGH		12875.7	1198.9	0	0	668	0	0	14742.6
46 MONTGOMERY		11.1	14.5	0	0	3.6	0	0	29.2
48 NORTHAMPTON		24077.7	420.1	0	0	1998.4	0	358	26854.2
CT CONNECTICUT		766.8	0	0	0	0	0	0	766.8
NJ NEW JERSEY		5382.1	3134.9	0	0	1798.6	0	2.5	10318.1
NY NEW YORK		39345.6	7163.3	138.3	0	596	0	58.5	47301.7
<b>Waste Totals:</b>		<b>87035.5</b>	<b>12223.3</b>	<b>138.3</b>	<b>0</b>	<b>5421.4</b>	<b>0</b>	<b>419</b>	<b>105237.5</b>



Please Use  
Recycled Paper

Phone: 717-783-9258  
 Printed: 11/1/2018

Also visit our Internet WWW Site at: <http://www.dep.state.pa.us>

DISCLAIMER: While care has been taken in the preparation of this report, there is no warranty or guarantee as to the data, calculation or content accuracy. The Commonwealth reserves the right to update or change any data or presentation format without notice or liability.

Commonwealth of Pennsylvania  
 Department of Environmental Protection  
 Bureau of Waste Management  
 Division of Reporting and Fee Collection

-----  
 Landfill Waste Receipts  
 in Tons (2000 lbs.) of Waste

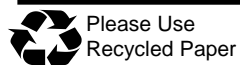
For Year:   Quarter:  
 2018     /     3

Disposal Facility: 101243, BRADFORD COUNTY SANITARY LANDFILL

County/State that Generated Waste	Waste Type:	Municipal	Residual	Sewage Sludge	Processed Medical Waste	Construction	WTE Ash Residue	Asbestos	Total
08 BRADFORD		6312.9	7239.7	231.6	0	2997.5	0	0	16781.7
53 POTTER		0.5	0	0	0	8	0	0	8.5
57 SULLIVAN		1097.8	2.4	0	0	122	0	0	1222.2
58 SUSQUEHANNA		177.5	0	0	0	0	0	0	177.5
59 TIOGA		5034.9	5182.5	234.4	0	618.9	0	0	11070.7
62 WARREN		0.2	0	0	0	0	0	0	0.2
66 WYOMING		38.7	70.2	0	0	79	0	0	187.9
<b>Waste Totals:</b>		<b>12662.5</b>	<b>12494.8</b>	<b>466</b>	<b>0</b>	<b>3825.4</b>	<b>0</b>	<b>0</b>	<b>29448.7</b>

Disposal Facility: 100361, Casella McKean County Landfill

County/State that Generated Waste	Waste Type:	Municipal	Residual	Sewage Sludge	Processed Medical Waste	Construction	WTE Ash Residue	Asbestos	Total
12 CAMERON		7.5	3755.7	0	0	29.8	0	0	3793
16 CLARION		0	0	0	0	4.2	0	0	4.2
24 ELK		2358.6	9801.1	955.2	0	1305.1	0	0	14420
27 FOREST		0	0	0	0	14	0	0	14
33 JEFFERSON		63	0	0	0	0	0	0	63
42 MCKEAN		4238.4	2201.3	839.5	0	2591.4	1110.8	4.5	10985.9
53 POTTER		32.4	667.8	84.8	0	40.1	0	0	825.1
62 WARREN		37.6	19.9	453	0	1055.9	0	0	1566.4
NY NEW YORK		0	855.2	0	0	0	0	0	855.2
<b>Waste Totals:</b>		<b>6737.5</b>	<b>17301</b>	<b>2332.5</b>	<b>0</b>	<b>5040.5</b>	<b>1110.8</b>	<b>4.5</b>	<b>32526.8</b>



Please Use  
Recycled Paper

Phone: 717-783-9258  
 Printed: 11/1/2018

Also visit our Internet WWW Site at: <http://www.dep.state.pa.us>

DISCLAIMER: While care has been taken in the preparation of this report, there is no warranty or guarantee as to the data, calculation or content accuracy. The Commonwealth reserves the right to update or change any data or presentation format without notice or liability.

Commonwealth of Pennsylvania  
 Department of Environmental Protection  
 Bureau of Waste Management  
 Division of Reporting and Fee Collection

-----  
 Landfill Waste Receipts  
 in Tons (2000 lbs.) of Waste

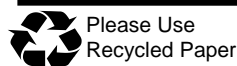
For Year:   Quarter:  
 2018       /     3

Disposal Facility: 100944, CHESTER COUNTY SWA LANCHESTER LANDFILL

County/State that Generated Waste	Waste Type:	Municipal	Residual	Sewage Sludge	Processed Medical Waste	Construction	WTE Ash Residue	Asbestos	Total
06 BERKS		3478.1	265.1	0	0	1612.8	0	0	5356
09 BUCKS		0	0	0	0	0	3670.4	0	3670.4
15 CHESTER		55329.1	6417.8	1249.7	0	8631.1	0	6.2	71633.9
23 DELAWARE		0	0	0	0	6.7	0	0	6.7
36 LANCASTER		57.8	32.2	3.4	0	69	0	0	162.4
38 LEBANON		2.5	22.7	0	0	0	0	0	25.2
46 MONTGOMERY		1313.2	1027	0	0	87.8	5560.5	0	7988.5
54 SCHUYLKILL		10.6	0	0	0	0.9	0	0	11.5
NJ NEW JERSEY		0	5008.5	0	0	0	1699.8	0	6708.3
<b>Waste Totals:</b>		<b>60191.3</b>	<b>12773.3</b>	<b>1253.1</b>	<b>0</b>	<b>10408.3</b>	<b>10930.7</b>	<b>6.2</b>	<b>95562.9</b>

Disposal Facility: 100022, CHRIN BROTHERS SANITARY LANDFILL

County/State that Generated Waste	Waste Type:	Municipal	Residual	Sewage Sludge	Processed Medical Waste	Construction	WTE Ash Residue	Asbestos	Total
06 BERKS		2.5	0	0	0	4.2	0	0	6.7
09 BUCKS		490.6	0	0	0	396.8	0	0	887.4
13 CARBON		163.7	0	0	0	225.1	0	1.4	390.2
39 LEHIGH		7998.6	156.1	3.7	0	2904.3	0	0	11062.7
45 MONROE		0	24.5	0	0	0	0	0	24.5
46 MONTGOMERY		0	0	0	0	2.6	0	4.1	6.7
48 NORTHAMPTON		17022.9	1562.8	989.6	2364.9	4767.6	0	25.5	26733.3
52 PIKE		0	0	0	0	6.5	0	0	6.5
54 SCHUYLKILL		0	0	0	0	4.4	0	0	4.4
NJ NEW JERSEY		4076.1	0	572.8	0	649.2	0	62.9	5361
<b>Waste Totals:</b>		<b>29754.4</b>	<b>1743.4</b>	<b>1566.1</b>	<b>2364.9</b>	<b>8960.7</b>	<b>0</b>	<b>93.9</b>	<b>44483.4</b>



Please Use  
Recycled Paper

Phone: 717-783-9258  
 Printed: 11/1/2018

Also visit our Internet WWW Site at: <http://www.dep.state.pa.us>

DISCLAIMER: While care has been taken in the preparation of this report, there is no warranty or guarantee as to the data, calculation or content accuracy. The Commonwealth reserves the right to update or change any data or presentation format without notice or liability.

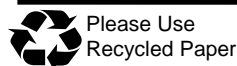
Commonwealth of Pennsylvania  
 Department of Environmental Protection  
 Bureau of Waste Management  
 Division of Reporting and Fee Collection

-----  
 Landfill Waste Receipts  
 in Tons (2000 lbs.) of Waste

For Year:   Quarter:  
 2018       /     3

Disposal Facility: 100955, CLINTON COUNTY SWA WAYNE TOWNSHIP LANDFILL

County/State that Generated Waste	Waste Type:	Municipal	Residual	Sewage Sludge	Processed Medical Waste	Construction	WTE Ash Residue	Asbestos	Total
03 ARMSTRONG		0	33.8	0	0	0	0	0	33.8
04 BEAVER		0	174.6	0	0	0	0	0	174.6
06 BERKS		0	0	0	0	0	0	0.4	0.4
07 BLAIR		0	92.2	0	0	104.6	0	4.5	201.3
08 BRADFORD		58.1	648.3	0	0	43.7	0	0	750.1
10 BUTLER		0	63.9	0	0	0	0	0	63.9
11 CAMBRIA		0	0.2	0	0	45.8	0	0.4	46.4
12 CAMERON		0	0.2	0	0	0	0	0	0.2
13 CARBON		0	0	0	0	25.7	0	0	25.7
14 CENTRE		926	707.2	717.1	0	41.1	0	253.9	2645.3
17 CLEARFIELD		653.9	229	14.2	0	127.7	0	27	1051.8
18 CLINTON		8911	2299.5	594.2	0	1412.4	0	0.1	13217.2
19 COLUMBIA		3.7	2202.1	0	0	104.1	0	0	2309.9
21 CUMBERLAND		0	27.5	0	0	65.6	0	0	93.1
24 ELK		0	0	0	0	0	0	0.6	0.6
26 FAYETTE		0	20.9	0	0	0	0	0	20.9
30 GREENE		0	196.2	0	0	0	0	0	196.2
31 HUNTINGDON		23.4	1.5	0	0	20.8	0	1.8	47.5
33 JEFFERSON		0	28.5	0	0	0	0	0	28.5
34 JUNIATA		2496	724.2	0	0	302.8	0	0	3523
35 LACKAWANNA		0	5.9	0	0	0	0	0.1	6
38 LEBANON		0	0	0	0	0	0	0.1	0.1
40 LUZERNE		10049.1	460.7	351.8	0	1301.1	0	20.7	12183.4
41 LYCOMING		5467.4	8067.4	78.4	0	2129.7	0	5.6	15748.5
44 MIFFLIN		5725.4	565.9	167.6	0	1334.3	0	0.2	7793.4
45 MONROE		0	0	0	0	0	0	0.1	0.1
47 MONTOUR		10.8	0	0	0	38.5	0	0.1	49.4
49 NORTHUMBERLAND		3050	42	264.2	0	95.5	0	0	3451.7
50 PERRY		2398.3	0.5	0	0	44	0	0	2442.8
52 PIKE		0	0	0	0	0	0	1.7	1.7
53 POTTER		0	38.7	0	0	110.2	0	7.7	156.6
54 SCHUYLKILL		0	0	0	0	1801	0	0.4	1801.4
55 SNYDER		859.9	15.6	0	0	162.5	0	21.1	1059.1
57 SULLIVAN		0.9	1.1	0	0	0	0	0	2
58 SUSQUEHANNA		0	9.3	0	0	0	0	0	9.3



Please Use  
Recycled Paper

Phone: 717-783-9258  
 Printed: 11/1/2018

Also visit our Internet WWW Site at: <http://www.dep.state.pa.us>

DISCLAIMER: While care has been taken in the preparation of this report, there is no warranty or guarantee as to the data, calculation or content accuracy. The Commonwealth reserves the right to update or change any data or presentation format without notice or liability.

Commonwealth of Pennsylvania  
 Department of Environmental Protection  
 Bureau of Waste Management  
 Division of Reporting and Fee Collection

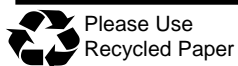
-----  
 Landfill Waste Receipts  
 in Tons (2000 lbs.) of Waste

For Year:    Quarter:  
 2018       /       3

59 TIOGA	25.8	605.3	0	0	11.2	0	0.4	642.7
60 UNION	205.6	186.1	0	0	71	0	2.2	464.9
63 WASHINGTON	0	87	0	0	0	0	0	87
66 WYOMING	0	4.1	0	0	0	0	0	4.1
67 YORK	0	0	0	0	0	0	0.2	0.2
MD MARYLAND	0	38.5	0	0	0	0	0	38.5
MI MICHIGAN	15.8	0	0	0	0	0	0	15.8
NJ NEW JERSEY	101.8	102.5	0	0	0	0	0	204.3
OH OHIO	0	264	0	0	0	0	0	264
VA VIRGINIA	0	0	0	0	17.5	0	0	17.5
WV WEST VIRGINIA	0	226.6	0	0	0	0	0	226.6
<b>Waste Totals:</b>	<b>40982.9</b>	<b>18171</b>	<b>2187.5</b>	<b>0</b>	<b>9410.8</b>	<b>0</b>	<b>349.3</b>	<b>71101.5</b>

Disposal Facility: 101615, COMMONWEALTH ENVIRONMENTAL SYSTEMS LANDFILL

County/State that Generated Waste	Waste Type:	Municipal	Residual	Sewage Sludge	Processed Medical Waste	Construction	WTE Ash Residue	Asbestos	Total
06 BERKS		9986.2	110.2	62.7	0	663.7	0	0	10822.8
09 BUCKS		0	422.7	0	0	0	0	0	422.7
13 CARBON		4908.7	0	0	0	62.5	0	0	4971.2
19 COLUMBIA		0	9.3	0	0	0	0	0	9.3
21 CUMBERLAND		1680	0	0	0	493	0	0	2173
22 DAUPHIN		6.1	335.8	2.3	0	552.3	0	0	896.5
38 LEBANON		0	464.7	0	0	0.4	0	0	465.1
39 LEHIGH		7246.6	0	0	0	1675	0	0	8921.6
40 LUZERNE		11919.4	1708.3	1310.4	61.4	126.4	0	0	15125.9
45 MONROE		0	1.7	0	0	0	0	0	1.7
48 NORTHAMPTON		228.4	0	0	0	0	0	0	228.4
49 NORTHUMBERLAND		3628.3	97.9	0	0	57.7	0	1	3784.9
51 PHILADELPHIA		192.1	0	0	0	72.1	0	0	264.2
54 SCHUYLKILL		51249.5	4320.8	781.1	48	3539.3	0	0	59938.7
CT CONNECTICUT		934.6	0	0	0	0	0	0	934.6
NJ NEW JERSEY		21251.3	653.5	0	0	6024.1	0	0	27928.9
NY NEW YORK		24150.4	4058	9962.5	0	1030.7	0	0	39201.6
<b>Waste Totals:</b>		<b>137381.6</b>	<b>12182.9</b>	<b>12119</b>	<b>109.4</b>	<b>14297.2</b>	<b>0</b>	<b>1</b>	<b>176091.1</b>



Please Use  
Recycled Paper

Phone: 717-783-9258  
 Printed: 11/1/2018

Also visit our Internet WWW Site at: <http://www.dep.state.pa.us>

DISCLAIMER: While care has been taken in the preparation of this report, there is no warranty or guarantee as to the data, calculation or content accuracy. The Commonwealth reserves the right to update or change any data or presentation format without notice or liability.



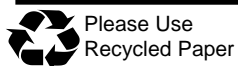
Commonwealth of Pennsylvania  
 Department of Environmental Protection  
 Bureau of Waste Management  
 Division of Reporting and Fee Collection

-----  
 Landfill Waste Receipts  
 in Tons (2000 lbs.) of Waste

For Year:   Quarter:  
 2018       /     3

Disposal Facility: 101509, CONNESTOGA LANDFILL

County/State that Generated Waste	Waste Type:	Municipal	Residual	Sewage Sludge	Processed Medical Waste	Construction	WTE Ash Residue	Asbestos	Total
06 BERKS		18286.2	11016.2	201	3721.5	881.6	0	165.7	34272.2
09 BUCKS		20253.3	401	0	0	521.8	0	0	21176.1
13 CARBON		0	0	0	0	0	0	0.7	0.7
15 CHESTER		0	4869.1	0	0	245.1	0	86.3	5200.5
22 DAUPHIN		0	12.2	0	0	0	0	0	12.2
23 DELAWARE		77.6	1517.5	341.9	18.1	361.8	0	42.5	2359.4
36 LANCASTER		0	1225.3	0	0	0	0	0	1225.3
38 LEBANON		0	646.1	0	0	0	0	0	646.1
39 LEHIGH		9915.2	149.2	0	0	0	0	5	10069.4
40 LUZERNE		0	2.7	0	0	0	0	0	2.7
46 MONTGOMERY		6862.2	20661.5	0	0	4560.3	0	872.9	32956.9
48 NORTHAMPTON		0	44.2	0	0	81.9	0	0	126.1
51 PHILADELPHIA		4471.3	12199.7	0	40.6	2350.8	0	56.2	19118.6
54 SCHUYLKILL		0	0	0	0	0	0	1.8	1.8
CT CONNECTICUT		0	739.5	0	0	0	0	32	771.5
DE DELAWARE (ST)		270.6	409.2	0	0	0	0	12.5	692.3
MD MARYLAND		0	30.7	0	0	0	0	0	30.7
NJ NEW JERSEY		77803.1	19898.6	0	0	24323.5	0	223.4	122248.6
NY NEW YORK		4751.1	64898.6	0	0	0	0	0	69649.7
<b>Waste Totals:</b>		<b>142690.6</b>	<b>138721.3</b>	<b>542.9</b>	<b>3780.2</b>	<b>33326.8</b>	<b>0</b>	<b>1499</b>	<b>320560.8</b>



Please Use  
Recycled Paper

Phone: 717-783-9258  
 Printed: 11/1/2018

Also visit our Internet WWW Site at: <http://www.dep.state.pa.us>

DISCLAIMER: While care has been taken in the preparation of this report, there is no warranty or guarantee as to the data, calculation or content accuracy. The Commonwealth reserves the right to update or change any data or presentation format without notice or liability.

Commonwealth of Pennsylvania  
 Department of Environmental Protection  
 Bureau of Waste Management  
 Division of Reporting and Fee Collection

-----  
 Landfill Waste Receipts  
 in Tons (2000 lbs.) of Waste

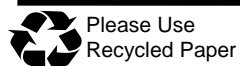
For Year:   Quarter:  
 2018     /     3

Disposal Facility: 400593, COVANTA DELAWARE VALLEY

County/State that Generated Waste	Waste Type:	Municipal	Residual	Sewage Sludge	Processed Medical Waste	Construction	WTE Ash Residue	Asbestos	Total
09 BUCKS		0	48.3	0	0	0	0	0	48.3
23 DELAWARE		84021.2	570.2	0	0	0	0	0	84591.4
39 LEHIGH		19.1	25.5	0	0	0	0	0	44.6
51 PHILADELPHIA		99483.4	2564.2	0	0	0	0	0	102047.6
DE DELAWARE (ST)		52293	633.7	0	0	0	0	0	52926.7
MD MARYLAND		14776.2	164.6	0	0	0	0	0	14940.8
NC NORTH CAROLINA		455.5	135.3	0	0	0	0	0	590.8
NJ NEW JERSEY		56133.2	3338.4	0	0	0	0	0	59471.6
NY NEW YORK		16790.5	0	0	0	0	0	0	16790.5
VA VIRGINIA		0	436.3	0	0	0	0	0	436.3
<b>Waste Totals:</b>		<b>323972.1</b>	<b>7916.5</b>	<b>0</b>	<b>0</b>	<b>0</b>	<b>0</b>	<b>0</b>	<b>331888.6</b>

Disposal Facility: 400558, COVANTA PLYMOUTH RENEWABLE ENERGY

County/State that Generated Waste	Waste Type:	Municipal	Residual	Sewage Sludge	Processed Medical Waste	Construction	WTE Ash Residue	Asbestos	Total
06 BERKS		87.3	197.5	0	0	0	0	0	284.8
09 BUCKS		9665.2	487.5	0	0	0	0	0	10152.7
15 CHESTER		196	120.2	0	0	0	0	0	316.2
23 DELAWARE		1093.4	0	0	0	0	0	0	1093.4
39 LEHIGH		1415.9	963.3	0	0	0	0	0	2379.2
46 MONTGOMERY		74192	2482.9	0	0	0	0	0	76674.9
48 NORTHAMPTON		5.9	325.6	0	0	0	0	0	331.5
51 PHILADELPHIA		10257.9	26.9	0	0	0	0	0	10284.8
NJ NEW JERSEY		523.9	0	0	0	0	0	0	523.9
<b>Waste Totals:</b>		<b>97437.5</b>	<b>4603.9</b>	<b>0</b>	<b>0</b>	<b>0</b>	<b>0</b>	<b>0</b>	<b>102041.4</b>



Please Use  
Recycled Paper

Phone: 717-783-9258  
 Printed: 11/1/2018

Also visit our Internet WWW Site at: <http://www.dep.state.pa.us>

DISCLAIMER: While care has been taken in the preparation of this report, there is no warranty or guarantee as to the data, calculation or content accuracy. The Commonwealth reserves the right to update or change any data or presentation format without notice or liability.

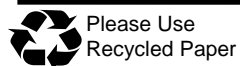
Commonwealth of Pennsylvania  
 Department of Environmental Protection  
 Bureau of Waste Management  
 Division of Reporting and Fee Collection

-----  
 Landfill Waste Receipts  
 in Tons (2000 lbs.) of Waste

For Year:   Quarter:  
 2018       /     3

Disposal Facility: 100945, CUMBERLAND COUNTY LANDFILL

County/State that Generated Waste	Waste Type:	Municipal	Residual	Sewage Sludge	Processed Medical Waste	Construction	WTE Ash Residue	Asbestos	Total
01 ADAMS		1053.2	250.6	0	0	279.3	0	0	1583.1
05 BEDFORD		9192.6	1115.2	0	0	0	0	31.2	10339
06 BERKS		0	4368.2	0	0	0	0	0	4368.2
07 BLAIR		2.2	2542	0	0	0	0	28.4	2572.6
09 BUCKS		0	184.4	20.1	0	0	0	0	204.5
15 CHESTER		0	0	0	0	115.6	0	0	115.6
21 CUMBERLAND		7426.9	3474.7	269.3	0	16064.9	0	192.9	27428.7
22 DAUPHIN		0	4458.9	183.5	0	32.3	0	14.5	4689.2
28 FRANKLIN		1600.7	613.6	20.3	0	592.9	0	47.9	2875.4
31 HUNTINGDON		9293.2	1038.7	0	0	7.1	0	0	10339
34 JUNIATA		0	1830.4	0	0	238.5	0	0	2068.9
36 LANCASTER		0	19.6	0	0	0	0	0	19.6
38 LEBANON		0	1644.9	0	0	0	0	0	1644.9
39 LEHIGH		454.6	0	0	0	0	0	0	454.6
44 MIFFLIN		0	0	0	0	4.9	0	0	4.9
46 MONTGOMERY		0	72	173.7	0	0	0	0	245.7
48 NORTHAMPTON		45.5	0	0	0	0	0	0	45.5
50 PERRY		179	1491.4	97.2	0	791	0	6.1	2564.7
51 PHILADELPHIA		0	675.9	0	0	0	0	0	675.9
54 SCHUYLKILL		0	276	0	0	0	0	0	276
55 SNYDER		0	0	0	0	4.2	0	0	4.2
67 YORK		0	539.8	186.6	0	3.1	0	8249.4	8978.9
CA CALIFORNIA		15.9	0	0	0	0	0	0	15.9
CT CONNECTICUT		0.7	102.8	0	0	0	0	0	103.5
DC DISRICT OF COLUMBIA		0	29.7	0	0	0	0	0	29.7
MD MARYLAND		2469.3	936.5	3179.6	0	0	0	23	6608.4
NJ NEW JERSEY		53449.1	996.5	0	0	35.7	0	206.9	54688.2
NY NEW YORK		49	1525.4	11464.1	0	7340	0	1093.6	21472.1
VA VIRGINIA		0	187.8	0	0	0	0	0	187.8
WV WEST VIRGINIA		0	1661.9	0	0	0	0	427.2	2089.1
<b>Waste Totals:</b>		<b>85231.9</b>	<b>30036.9</b>	<b>15594.4</b>	<b>0</b>	<b>25509.5</b>	<b>0</b>	<b>10321.1</b>	<b>166693.8</b>



Please Use  
Recycled Paper

Phone: 717-783-9258  
 Printed: 11/1/2018

Also visit our Internet WWW Site at: <http://www.dep.state.pa.us>

DISCLAIMER: While care has been taken in the preparation of this report, there is no warranty or guarantee as to the data, calculation or content accuracy. The Commonwealth reserves the right to update or change any data or presentation format without notice or liability.

Commonwealth of Pennsylvania  
 Department of Environmental Protection  
 Bureau of Waste Management  
 Division of Reporting and Fee Collection

-----  
 Landfill Waste Receipts  
 in Tons (2000 lbs.) of Waste

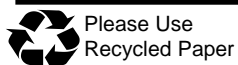
For Year:   Quarter:  
 2018       /     3

Disposal Facility: 100345, DELAWARE COUNTY SWA ROLLING HILLS LANDFILL

County/State that Generated Waste	Waste Type:	Municipal	Residual	Sewage Sludge	Processed Medical Waste	Construction	WTE Ash Residue	Asbestos	Total
06 BERKS		20253.9	19897.6	34.1	0	1780.3	0	8.2	41974.1
09 BUCKS		0	0	0	0	0	539.4	0	539.4
15 CHESTER		1020.2	0	0	0	73.7	0	0	1093.9
23 DELAWARE		317.3	0	0	0	0	101211.5	0	101528.8
46 MONTGOMERY		4283.7	518.4	0	0	0	18479.8	0	23281.9
NJ NEW JERSEY		0	20439.6	0	0	0	0	0	20439.6
<b>Waste Totals:</b>		<b>25875.1</b>	<b>40855.6</b>	<b>34.1</b>	<b>0</b>	<b>1854</b>	<b>120230.7</b>	<b>8.2</b>	<b>188857.7</b>

Disposal Facility: 100434, EVERGREEN LANDFILL

County/State that Generated Waste	Waste Type:	Municipal	Residual	Sewage Sludge	Processed Medical Waste	Construction	WTE Ash Residue	Asbestos	Total
02 ALLEGHENY		0	0	0	0	0.3	0	0	0.3
03 ARMSTRONG		3170.4	292.6	20.1	0	94.3	0	0	3577.4
10 BUTLER		0	99.5	0	0	0	0	0	99.5
11 CAMBRIA		21.2	31.4	0	0	13.3	0	0	65.9
17 CLEARFIELD		0	0	0	0	3.2	0	0	3.2
26 FAYETTE		2.7	0	0	0	19.4	0	0	22.1
32 INDIANA		10351.4	1463.1	442.8	0	1868.3	0	0	14125.6
33 JEFFERSON		458.7	0	202	0	12	0	0	672.7
65 WESTMORELAND		4011.6	1030.2	257.4	0	190.4	0	0	5489.6
<b>Waste Totals:</b>		<b>18016</b>	<b>2916.8</b>	<b>922.3</b>	<b>0</b>	<b>2201.2</b>	<b>0</b>	<b>0</b>	<b>24056.3</b>



Please Use  
Recycled Paper

Phone: 717-783-9258  
 Printed: 11/1/2018

Also visit our Internet WWW Site at: <http://www.dep.state.pa.us>

DISCLAIMER: While care has been taken in the preparation of this report, there is no warranty or guarantee as to the data, calculation or content accuracy. The Commonwealth reserves the right to update or change any data or presentation format without notice or liability.

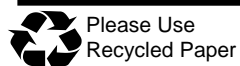
Commonwealth of Pennsylvania  
 Department of Environmental Protection  
 Bureau of Waste Management  
 Division of Reporting and Fee Collection

-----  
 Landfill Waste Receipts  
 in Tons (2000 lbs.) of Waste

For Year:   Quarter:  
 2018       /     3

Disposal Facility: 101699, FAIRLESS LANDFILL

County/State that Generated Waste	Waste Type:	Municipal	Residual	Sewage Sludge	Processed Medical Waste	Construction	WTE Ash Residue	Asbestos	Total
02 ALLEGHENY		19.2	0	0	0	9.1	0	0	28.3
06 BERKS		55.5	45	0	0	0	0	0	100.5
09 BUCKS		21668.1	52787.1	1945.4	154.6	12972.9	33222.4	107.4	122857.9
13 CARBON		17.1	0	0	0	0	0	0	17.1
15 CHESTER		2.2	78.8	0	0	1090.1	0	0	1171.1
19 COLUMBIA		0	0	0	0	0	0	1.2	1.2
21 CUMBERLAND		28.5	0	0	0	0	0	0	28.5
22 DAUPHIN		0	0	0	0	190	0	0	190
23 DELAWARE		29490.8	42.7	3.3	0	26	0	10.6	29573.4
35 LACKAWANNA		4.7	0	0	0	0	0	0	4.7
39 LEHIGH		968.9	0	0	0	0	0	0.9	969.8
40 LUZERNE		9.2	20.6	0	0	0	0	0	29.8
46 MONTGOMERY		7988.6	1641.9	1301.6	71.1	854.8	14.2	0	11872.2
48 NORTHAMPTON		3.1	0	0	0	0	0	0	3.1
51 PHILADELPHIA		124588.9	1859.7	2942.9	496	3047.4	0	235.9	133170.8
54 SCHUYLKILL		0	17.3	0	0	0	0	0	17.3
CT CONNECTICUT		5491.1	6417.9	0	0	48.5	0	195	12152.5
DC DISRICT OF COLUMBIA		0	0	0	0	50.2	0	0	50.2
DE DELAWARE (ST)		0	1502.5	0	0	111.2	0	117.1	1730.8
MD MARYLAND		0	0	0	0	5.1	0	0	5.1
NH NEW HAMPSHIRE		47	0	0	0	24	0	38.8	109.8
NJ NEW JERSEY		252521.7	53183.1	3372.3	0	116200.9	8467.8	1988.4	435734.2
NY NEW YORK		220724.5	37566.7	0	36.7	45658.1	0	753	304739
<b>Waste Totals:</b>		<b>663629.1</b>	<b>155163.3</b>	<b>9565.5</b>	<b>758.4</b>	<b>180288.3</b>	<b>41704.4</b>	<b>3448.3</b>	<b>1054557.3</b>



Please Use  
Recycled Paper

Phone: 717-783-9258  
 Printed: 11/1/2018

Also visit our Internet WWW Site at: <http://www.dep.state.pa.us>

DISCLAIMER: While care has been taken in the preparation of this report, there is no warranty or guarantee as to the data, calculation or content accuracy. The Commonwealth reserves the right to update or change any data or presentation format without notice or liability.

Commonwealth of Pennsylvania  
 Department of Environmental Protection  
 Bureau of Waste Management  
 Division of Reporting and Fee Collection

-----  
 Landfill Waste Receipts  
 in Tons (2000 lbs.) of Waste

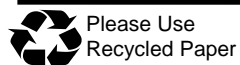
For Year:   Quarter:  
 2018       /     3

Disposal Facility: 100265, GRAND CENTRAL SANITARY LANDFILL INC

County/State that Generated Waste	Waste Type:	Municipal	Residual	Sewage Sludge	Processed Medical Waste	Construction	WTE Ash Residue	Asbestos	Total
06 BERKS		798.6	532.6	0	0	0	0	0	1331.2
09 BUCKS		1039.7	11.5	0	47.1	0	0	0	1098.3
13 CARBON		2055.8	37.1	77.3	0	136.6	0	0	2306.8
22 DAUPHIN		0	0	0	0	101.8	0	0	101.8
23 DELAWARE		1.1	0	0	0	0	0	0	1.1
35 LACKAWANNA		3.4	0	0	0	0	0	0	3.4
39 LEHIGH		24510.4	4574.2	97.3	200.7	97.4	0	0	29480
40 LUZERNE		2.7	0	0	0	0	0	23.6	26.3
45 MONROE		26452.9	868.3	535.5	796.2	5923.9	0	64.1	34640.9
46 MONTGOMERY		693.2	0	7.9	0	72.2	0	0	773.3
48 NORTHAMPTON		22486.7	2616.8	903.7	0	1761.5	0	0	27768.7
51 PHILADELPHIA		0	0	0	0	0	0	66.2	66.2
52 PIKE		866.6	0	0	0	38.1	0	0	904.7
64 WAYNE		6.9	0	0	0	0	0	0	6.9
CT CONNECTICUT		68.1	0	0	0	0	0	0	68.1
MA MASSACHUSETTS		0	112.9	0	0	0	0	0	112.9
NJ NEW JERSEY		37539.7	446.6	146.2	0	5202.6	18856.3	753.2	62944.6
NY NEW YORK		218.3	0	0	77.9	283.9	0	188.6	768.7
<b>Waste Totals:</b>		<b>116744.1</b>	<b>9200</b>	<b>1767.9</b>	<b>1121.9</b>	<b>13618</b>	<b>18856.3</b>	<b>1095.7</b>	<b>162403.9</b>

Disposal Facility: 101544, GREATER LEBANON REFUSE AUTHORITY LANDFILL

County/State that Generated Waste	Waste Type:	Municipal	Residual	Sewage Sludge	Processed Medical Waste	Construction	WTE Ash Residue	Asbestos	Total
38 LEBANON		25370.4	3898.2	419	0	9279.7	0	0	38967.3
<b>Waste Totals:</b>		<b>25370.4</b>	<b>3898.2</b>	<b>419</b>	<b>0</b>	<b>9279.7</b>	<b>0</b>	<b>0</b>	<b>38967.3</b>



Commonwealth of Pennsylvania  
 Department of Environmental Protection  
 Bureau of Waste Management  
 Division of Reporting and Fee Collection

-----  
 Landfill Waste Receipts  
 in Tons (2000 lbs.) of Waste

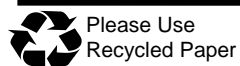
For Year:   Quarter:  
 2018       /     3

Disposal Facility: 100281, GREENRIDGE RECLAMATION LANDFILL

County/State that Generated Waste	Waste Type:	Municipal	Residual	Sewage Sludge	Processed Medical Waste	Construction	WTE Ash Residue	Asbestos	Total
02 ALLEGHENY		17170.6	2239	1332.8	0	1062	0	12.3	21816.7
10 BUTLER		0	0	46.6	0	0	0	0	46.6
26 FAYETTE		1022.4	3477.8	62.5	0	1276.6	0	0	5839.3
32 INDIANA		6.8	9.9	0	0	3.9	0	0	20.6
56 SOMERSET		362.5	0	0	0	97.5	0	0	460
63 WASHINGTON		543.1	363.2	506.5	0	20.2	0	0	1433
65 WESTMORELAND		16299.3	10153.9	3764.5	0	5563	0	1.3	35782
MD MARYLAND		0	0	0	0	0	0	0.1	0.1
WV WEST VIRGINIA		23.1	5259.2	0	577.2	0	0	0	5859.5
<b>Waste Totals:</b>		<b>35427.8</b>	<b>21503</b>	<b>5712.9</b>	<b>577.2</b>	<b>8023.2</b>	<b>0</b>	<b>13.7</b>	<b>71257.8</b>

Disposal Facility: 100934, IESI PA BLUE RIDGE LANDFILL CORP

County/State that Generated Waste	Waste Type:	Municipal	Residual	Sewage Sludge	Processed Medical Waste	Construction	WTE Ash Residue	Asbestos	Total
01 ADAMS		6306.5	413.1	0	0	1702.6	0	0	8422.2
21 CUMBERLAND		6992.3	668.5	185.3	0	1168.8	0	0	9014.9
22 DAUPHIN		0	0	0	0	6.4	0	0	6.4
28 FRANKLIN		19803.2	5496.1	1713.2	0	1983.5	0	0	28996
29 FULTON		10.2	0	0	0	0	0	0	10.2
50 PERRY		0	0	0	0	2.2	0	0	2.2
67 YORK		0	39.9	0	0	13.9	0	0	53.8
DC DISRICT OF COLUMBIA		24021.5	0	0	0	0	0	0	24021.5
MD MARYLAND		104289	1820.8	80.2	0	435.8	0	0	106625.8
NY NEW YORK		11437.5	0	0	0	0	0	203.3	11640.8
WV WEST VIRGINIA		2550.7	0	0	0	39.5	0	0	2590.2
<b>Waste Totals:</b>		<b>175410.9</b>	<b>8438.4</b>	<b>1978.7</b>	<b>0</b>	<b>5352.7</b>	<b>0</b>	<b>203.3</b>	<b>191384</b>



Please Use  
Recycled Paper

Phone: 717-783-9258  
 Printed: 11/1/2018

Also visit our Internet WWW Site at: <http://www.dep.state.pa.us>

DISCLAIMER: While care has been taken in the preparation of this report, there is no warranty or guarantee as to the data, calculation or content accuracy. The Commonwealth reserves the right to update or change any data or presentation format without notice or liability.

Commonwealth of Pennsylvania  
 Department of Environmental Protection  
 Bureau of Waste Management  
 Division of Reporting and Fee Collection

-----  
 Landfill Waste Receipts  
 in Tons (2000 lbs.) of Waste

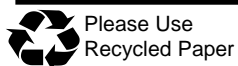
For Year:   Quarter:  
 2018       /     3

Disposal Facility: 100620, IMPERIAL LANDFILL

County/State that Generated Waste	Waste Type:	Municipal	Residual	Sewage Sludge	Processed Medical Waste	Construction	WTE Ash Residue	Asbestos	Total
02 ALLEGHENY		86343.8	13456	3215.6	0	4903.4	2153.2	2013.7	112085.7
04 BEAVER		1808.2	2587.8	201.5	0	256	0	411.7	5265.2
10 BUTLER		1312.9	45.3	0	0	111.3	0	14.5	1484
16 CLARION		0	0	0	0	1.9	0	0	1.9
26 FAYETTE		0	0.1	0	0	0	0	0	0.1
27 FOREST		3.3	0	0	0	0	0	0	3.3
30 GREENE		0	10.9	0	0	0	0	31.2	42.1
37 LAWRENCE		3.9	0	0	0	0	0	0	3.9
62 WARREN		0.9	0	0	0	0	0	0	0.9
63 WASHINGTON		4418.5	4712.6	279.5	0	809.4	0	34.8	10254.8
65 WESTMORELAND		71.6	504.9	0	0	0	0	6.6	583.1
CT CONNECTICUT		0	0	0	0	0	0	16.9	16.9
DC DISRICT OF COLUMBIA		2.1	0	0	0	0	0	0	2.1
MA MASSACHUSETTS		0	0	0	0	0	0	12.1	12.1
NY NEW YORK		0	520.7	0	0	0	0	0	520.7
OH OHIO		32.6	16432.6	68	0	0	0	7.8	16541
WV WEST VIRGINIA		1075.8	5529.8	56.3	0	59.7	0	130.9	6852.5
<b>Waste Totals:</b>		<b>95073.6</b>	<b>43800.7</b>	<b>3820.9</b>	<b>0</b>	<b>6141.7</b>	<b>2153.2</b>	<b>2680.2</b>	<b>153670.3</b>

Disposal Facility: 101439, JOSEPH J BRUNNER INC LANDFILL

County/State that Generated Waste	Waste Type:	Municipal	Residual	Sewage Sludge	Processed Medical Waste	Construction	WTE Ash Residue	Asbestos	Total
02 ALLEGHENY		5804.1	425.8	71.4	0	0	0	5.3	6306.6
04 BEAVER		6410.8	2807	1022.5	0	0	0	1.1	10241.4
10 BUTLER		1320.2	28.7	1458.6	0	0	0	1.5	2809
20 CRAWFORD		0	0	0	0	0	0	1.3	1.3
37 LAWRENCE		10.9	0	27.6	0	0	0	1.2	39.7
63 WASHINGTON		0	0	0	0	0	0	1.9	1.9
<b>Waste Totals:</b>		<b>13546</b>	<b>3261.5</b>	<b>2580.1</b>	<b>0</b>	<b>0</b>	<b>0</b>	<b>12.3</b>	<b>19399.9</b>





Commonwealth of Pennsylvania  
 Department of Environmental Protection  
 Bureau of Waste Management  
 Division of Reporting and Fee Collection

-----  
 Landfill Waste Receipts  
 in Tons (2000 lbs.) of Waste

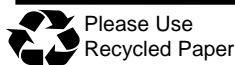
For Year:   Quarter:  
 2018       /     3

Disposal Facility: 100663, KELLY RUN SANITATION INC LANDFILL

County/State that Generated Waste	Waste Type:	Municipal	Residual	Sewage Sludge	Processed Medical Waste	Construction	WTE Ash Residue	Asbestos	Total
02 ALLEGHENY		14961.3	4102.6	0	0	2378.6	0	0	21442.5
10 BUTLER		0	1.4	0	0	0	0	0	1.4
26 FAYETTE		1209.8	706.8	209.2	0	195.5	0	0	2321.3
30 GREENE		104.4	2085	0	0	3.5	0	0	2192.9
63 WASHINGTON		1977.8	513.4	21	0	164.5	0	0	2676.7
65 WESTMORELAND		2389.9	137.5	0	0	233.6	0	0	2761
OH OHIO		0	9.7	0	0	0	0	0	9.7
WV WEST VIRGINIA		0	129	0	0	6.2	0	0	135.2
<b>Waste Totals:</b>		<b>20643.2</b>	<b>7685.4</b>	<b>230.2</b>	<b>0</b>	<b>2981.9</b>	<b>0</b>	<b>0</b>	<b>31540.7</b>

Disposal Facility: 101247, KEYSTONE SANITARY LANDFILL

County/State that Generated Waste	Waste Type:	Municipal	Residual	Sewage Sludge	Processed Medical Waste	Construction	WTE Ash Residue	Asbestos	Total
13 CARBON		4.9	0	0	0	43.8	0	0	48.7
35 LACKAWANNA		49396.5	7014.2	4778.4	0	3814.9	0	0.2	65004.2
39 LEHIGH		48	0	0	0	0	0	0	48
40 LUZERNE		19371.4	1792.3	1545.4	0	1653.2	0	0.1	24362.4
45 MONROE		4546.1	226.6	508	0	8.5	0	0	5289.2
48 NORTHAMPTON		0	9.6	145.4	0	0	0	0	155
51 PHILADELPHIA		183.5	0	0	0	0	0	0	183.5
52 PIKE		6726	0	406.3	0	22	0	0	7154.3
54 SCHUYLKILL		113.7	0	0	0	0	0	0	113.7
58 SUSQUEHANNA		4239.6	54037.3	4.3	0	1863.7	0	0	60144.9
64 WAYNE		531.3	0	249.7	0	198.4	0	0	979.4
66 WYOMING		1006.1	52.6	59.9	0	77.9	0	0	1196.5
CT CONNECTICUT		10262.7	0	0	0	0	0	0	10262.7
NJ NEW JERSEY		121057.9	216.8	0	0	0	0	0	121274.7
NY NEW YORK		172817.4	1051	0	0	20.5	0	0	173888.9
<b>Waste Totals:</b>		<b>390305.1</b>	<b>64400.4</b>	<b>7697.4</b>	<b>0</b>	<b>7702.9</b>	<b>0</b>	<b>0.3</b>	<b>470106.1</b>



Please Use  
Recycled Paper

Phone: 717-783-9258  
 Printed: 11/1/2018

Also visit our Internet WWW Site at: <http://www.dep.state.pa.us>

DISCLAIMER: While care has been taken in the preparation of this report, there is no warranty or guarantee as to the data, calculation or content accuracy. The Commonwealth reserves the right to update or change any data or presentation format without notice or liability.

Commonwealth of Pennsylvania  
 Department of Environmental Protection  
 Bureau of Waste Management  
 Division of Reporting and Fee Collection

-----  
 Landfill Waste Receipts  
 in Tons (2000 lbs.) of Waste

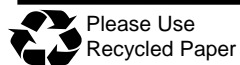
For Year:   Quarter:  
 2018     /     3

Disposal Facility: 100329, LAKE VIEW LANDFILL

County/State that Generated Waste	Waste Type:	Municipal	Residual	Sewage Sludge	Processed Medical Waste	Construction	WTE Ash Residue	Asbestos	Total
20 CRAWFORD		2483.6	1137.3	0	0	242.8	0	5.8	3869.5
25 ERIE		30080.2	4521.6	1976.3	0	3379.9	515.8	6617.1	47090.9
43 MERCER		3998.8	14.2	0	0	29.2	0	0	4042.2
59 TIOGA		0	1	0	0	0	0	0	1
61 VENANGO		0	1108.4	0	0	0	0	0	1108.4
62 WARREN		0	9.9	0	0	8.8	0	0.7	19.4
NY NEW YORK		10.9	0	0	0	0	0	0	10.9
OH OHIO		0.5	0	0	0	0	0	0	0.5
<b>Waste Totals:</b>		<b>36574</b>	<b>6792.4</b>	<b>1976.3</b>	<b>0</b>	<b>3660.7</b>	<b>515.8</b>	<b>6623.6</b>	<b>56142.8</b>

Disposal Facility: 101534, LAUREL HIGHLANDS LANDFILL INC

County/State that Generated Waste	Waste Type:	Municipal	Residual	Sewage Sludge	Processed Medical Waste	Construction	WTE Ash Residue	Asbestos	Total
05 BEDFORD		0	2.6	0	0	0	0	0	2.6
07 BLAIR		5957.3	6365.9	1912.1	0	1192.9	0	0	15428.2
11 CAMBRIA		8230.4	2308.9	655.1	0	2589.5	0	0	13783.9
17 CLEARFIELD		0	13.7	53.1	0	0	0	0	66.8
31 HUNTINGDON		0	275.9	0	0	0	0	0	275.9
32 INDIANA		253.7	24.9	0	0	195.5	0	0	474.1
33 JEFFERSON		51.4	0	0	0	143.9	0	0	195.3
56 SOMERSET		12.5	0	0	0	0	0	0	12.5
65 WESTMORELAND		152	136.8	0	0	23.7	0	0	312.5
<b>Waste Totals:</b>		<b>14657.3</b>	<b>9128.7</b>	<b>2620.3</b>	<b>0</b>	<b>4145.5</b>	<b>0</b>	<b>0</b>	<b>30551.8</b>



Please Use  
Recycled Paper

Phone: 717-783-9258  
 Printed: 11/1/2018

Also visit our Internet WWW Site at: <http://www.dep.state.pa.us>

DISCLAIMER: While care has been taken in the preparation of this report, there is no warranty or guarantee as to the data, calculation or content accuracy. The Commonwealth reserves the right to update or change any data or presentation format without notice or liability.

Commonwealth of Pennsylvania  
 Department of Environmental Protection  
 Bureau of Waste Management  
 Division of Reporting and Fee Collection

-----  
 Landfill Waste Receipts  
 in Tons (2000 lbs.) of Waste

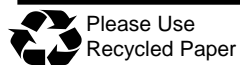
For Year:   Quarter:  
 2018     /     3

Disposal Facility: 100758, LCSWMA - Susq. Resource Mgmt Complex

County/State that Generated Waste	Waste Type:	Municipal	Residual	Sewage Sludge	Processed Medical Waste	Construction	WTE Ash Residue	Asbestos	Total
02 ALLEGHENY		0	139.2	0	0	0	0	0	139.2
06 BERKS		31.1	0	0	0	0	0	0	31.1
10 BUTLER		0	99	0	0	0	0	0	99
11 CAMBRIA		11.6	0	0	0	0	0	0	11.6
12 CAMERON		0	0	0	0	11	0	0	11
18 CLINTON		0	160.8	0	0	0	0	0	160.8
19 COLUMBIA		0	74.5	0	0	0	0	0	74.5
21 CUMBERLAND		9958.9	313.4	0	0	2613.1	0	0	12885.4
22 DAUPHIN		50636.1	1704.9	0	0	8596.7	0	0	60937.7
26 FAYETTE		0	17.5	0	0	0	0	0	17.5
28 FRANKLIN		37.5	182.6	0	0	6.6	0	0	226.7
36 LANCASTER		3917.4	0	0	0	0	0	0	3917.4
40 LUZERNE		0	290.8	0	0	0	0	0	290.8
41 LYCOMING		0	26.3	0	0	0	0	0	26.3
49 NORTHUMBERLAND		0	43.9	0	0	0	0	0	43.9
50 PERRY		437.4	67.2	0	0	42.6	0	0	547.2
54 SCHUYLKILL		39.9	77.5	0	0	0	0	0	117.4
60 UNION		1.8	7	0	0	0	0	0	8.8
65 WESTMORELAND		0	13.5	0	0	0	0	0	13.5
67 YORK		0	0	0	0	294.4	0	0	294.4
MD MARYLAND		0	22	0	0	0	0	0	22
<b>Waste Totals:</b>		<b>65071.7</b>	<b>3240.1</b>	<b>0</b>	<b>0</b>	<b>11564.4</b>	<b>0</b>	<b>0</b>	<b>79876.2</b>

Disposal Facility: 101389, LCSWMA FREY FARM LANDFILL

County/State that Generated Waste	Waste Type:	Municipal	Residual	Sewage Sludge	Processed Medical Waste	Construction	WTE Ash Residue	Asbestos	Total
06 BERKS		0	5.8	0	0	0	0	0	5.8
22 DAUPHIN		0	0	0	0	7752.8	21417	0	29169.8
36 LANCASTER		22421.3	13446.8	6794.6	135.1	38040.2	21343.6	1.4	102183
38 LEBANON		0	438.8	0	0	0	0	0	438.8
66 WYOMING		0	98.3	0	0	0	0	0	98.3
67 YORK		0	886.7	0	0	355.5	0	0	1242.2
DE DELAWARE (ST)		0	29.2	0	0	0	0	0	29.2
<b>Waste Totals:</b>		<b>22421.3</b>	<b>14905.6</b>	<b>6794.6</b>	<b>135.1</b>	<b>46148.5</b>	<b>42760.6</b>	<b>1.4</b>	<b>133167.1</b>



Please Use  
Recycled Paper

Phone: 717-783-9258  
 Printed: 11/1/2018

Also visit our Internet WWW Site at: <http://www.dep.state.pa.us>

DISCLAIMER: While care has been taken in the preparation of this report, there is no warranty or guarantee as to the data, calculation or content accuracy. The Commonwealth reserves the right to update or change any data or presentation format without notice or liability.

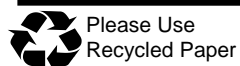
Commonwealth of Pennsylvania  
 Department of Environmental Protection  
 Bureau of Waste Management  
 Division of Reporting and Fee Collection

-----  
 Landfill Waste Receipts  
 in Tons (2000 lbs.) of Waste

For Year:   Quarter:  
 2018       /     3

Disposal Facility: 400592, LCSWMA RESOURCE RECOVERY FACILITY

County/State that Generated Waste	Waste Type:	Municipal	Residual	Sewage Sludge	Processed Medical Waste	Construction	WTE Ash Residue	Asbestos	Total
02 ALLEGHENY		0	6.5	0	0	0	0	0	6.5
06 BERKS		0	224.2	0	0	0	0	0	224.2
07 BLAIR		0	16.1	0	0	0	0	0	16.1
09 BUCKS		0	500.2	0	0	0	0	0	500.2
11 CAMBRIA		0	24.8	0	0	0	0	0	24.8
13 CARBON		0	11.9	0	0	0	0	0	11.9
14 CENTRE		0	8.5	0	0	0	0	0	8.5
15 CHESTER		0	82.1	0	0	0	0	0	82.1
18 CLINTON		0	138.8	0	0	0	0	0	138.8
19 COLUMBIA		0	98.1	0	0	0	0	0	98.1
21 CUMBERLAND		169.1	76.7	0	0	0	0	0	245.8
22 DAUPHIN		1566.7	1135.1	0	0	0	0	0	2701.8
23 DELAWARE		0	10.6	0	0	0	0	0	10.6
36 LANCASTER		70396.5	12130.4	2042.6	0	150.7	0	0	84720.2
38 LEBANON		0	1848.9	0	0	0	0	0	1848.9
39 LEHIGH		0	1608.5	0	0	0	0	0	1608.5
40 LUZERNE		0	453.7	0	0	0	0	0	453.7
45 MONROE		0	170.2	0	0	0	0	0	170.2
46 MONTGOMERY		0	534.6	0	0	0	0	0	534.6
47 MONTOUR		0	6.9	0	0	0	0	0	6.9
48 NORTHAMPTON		0	52.8	0	0	0	0	0	52.8
49 NORTHUMBERLAND		0	12.8	0	0	0	0	0	12.8
51 PHILADELPHIA		1431.6	6.8	0	0	0	0	0	1438.4
54 SCHUYLKILL		0	9.6	0	0	0	0	0	9.6
66 WYOMING		0	856.3	0	0	0	0	0	856.3
67 YORK		0	85.3	0	0	0	0	0	85.3
DE DELAWARE (ST)		0	147.4	0	0	0	0	0	147.4
IL ILLINOIS		0	83.7	0	0	0	0	0	83.7
IN INDIANA		0	3	0	0	0	0	0	3
LA LOUISIANA		0	23.8	0	0	0	0	0	23.8
MD MARYLAND		0	10.6	0	0	0	0	0	10.6
NC NORTH CAROLINA		0	554.7	0	0	0	0	0	554.7
NJ NEW JERSEY		0	104.8	0	0	0	0	0	104.8
NY NEW YORK		9.3	62.3	0	0	0	0	0	71.6
TN TENNESSEE		0	13.5	0	0	0	0	0	13.5



Commonwealth of Pennsylvania  
 Department of Environmental Protection  
 Bureau of Waste Management  
 Division of Reporting and Fee Collection

-----  
 Landfill Waste Receipts  
 in Tons (2000 lbs.) of Waste

For Year:    Quarter:  
 2018       /       3

VA VIRGINIA	20.6	0	0	0	0	0	0	0	20.6
<b>Waste Totals:</b>	<b>73593.8</b>	<b>21114.2</b>	<b>2042.6</b>	<b>0</b>	<b>150.7</b>	<b>0</b>	<b>0</b>	<b>0</b>	<b>96901.3</b>

Disposal Facility: 100963, LYCOMING COUNTY RESOURCE MANAGEMENT SERVICES LANDFILL

County/State that Generated Waste	Waste Type:	Municipal	Residual	Sewage Sludge	Processed Medical Waste	Construction	WTE Ash Residue	Asbestos	Total
06 BERKS		2.6	17.2	0	0	0	0	0	19.8
13 CARBON		0	20.5	0	0	0	0	0	20.5
14 CENTRE		0	12	0	0	0	0	0	12
18 CLINTON		48.4	293.8	0	0	0	0	0	342.2
19 COLUMBIA		14105.9	2735.4	1649.1	0	2899.9	0	9.1	21399.4
21 CUMBERLAND		0	18.5	0	0	0	0	0	18.5
22 DAUPHIN		0.5	39.8	0	0	0	0	0	40.3
38 LEBANON		0	0.3	0	0	0	0	0	0.3
39 LEHIGH		0	0.1	0	0	0	0	0	0.1
40 LUZERNE		0	6.5	0	0	5.4	0	0	11.9
41 LYCOMING		15601.6	3651.6	1903.8	0	1573.5	0	4.9	22735.4
44 MIFFLIN		0	6.9	0	0	0	0	0	6.9
46 MONTGOMERY		0	36	0	0	0	0	0.1	36.1
47 MONTOUR		2623.4	1037.4	0	121	384	0	8.1	4173.9
49 NORTHUMBERLAND		5495	2564.3	1599.5	0	559	0	49.5	10267.3
52 PIKE		167.9	0	0	0	0	0	0	167.9
54 SCHUYLKILL		15.3	0	56.2	0	17.6	0	15.1	104.2
55 SNYDER		2959.5	1528	0	0	562.8	12.2	0	5062.5
57 SULLIVAN		13.6	0	0	0	0	0	0	13.6
59 TIOGA		3.8	0	0	0	0	0	0	3.8
60 UNION		6220.4	1866.4	845.3	0	530.9	0	8.4	9471.4
67 YORK		0	0.1	0	0	0	0	0	0.1
NJ NEW JERSEY		0	6.1	0	0	0	0	0	6.1
NY NEW YORK		26.8	0	288.6	0	0	0	0	315.4
<b>Waste Totals:</b>		<b>47284.7</b>	<b>13840.9</b>	<b>6342.5</b>	<b>121</b>	<b>6533.1</b>	<b>12.2</b>	<b>95.2</b>	<b>74229.6</b>

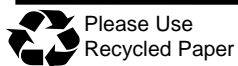
Commonwealth of Pennsylvania  
 Department of Environmental Protection  
 Bureau of Waste Management  
 Division of Reporting and Fee Collection

-----  
 Landfill Waste Receipts  
 in Tons (2000 lbs.) of Waste

For Year:   Quarter:  
 2018       /     3

Disposal Facility: 100113, MODERN LANDFILL

County/State that Generated Waste	Waste Type:	Municipal	Residual	Sewage Sludge	Processed Medical Waste	Construction	WTE Ash Residue	Asbestos	Total
01 ADAMS		278.9	417.6	36.5	0	222.6	0	27.5	983.1
08 BRADFORD		0	13.4	0	0	0	0	0	13.4
09 BUCKS		0	19.5	0	0	0	0	0	19.5
13 CARBON		0	20.6	0	0	0	0	0	20.6
15 CHESTER		0	31.6	0	0	0	0	0	31.6
21 CUMBERLAND		7635.2	701.3	160.3	0	3034.6	0	21.5	11552.9
22 DAUPHIN		0	2275.3	81.3	0	1586.5	0	93.5	4036.6
23 DELAWARE		0	47.6	0	0	0	0	0	47.6
28 FRANKLIN		0	22.8	0	0	0	0	0	22.8
36 LANCASTER		0	24276.5	0	0	0	0	0.3	24276.8
38 LEBANON		0	2671.4	0	0	0	0	0.2	2671.6
39 LEHIGH		0	31.2	0	0	0	0	0	31.2
44 MIFFLIN		0	21.2	0	0	0	0	0	21.2
45 MONROE		3640.6	74.7	86.1	0	3632.3	0	0	7433.7
46 MONTGOMERY		9613.9	182.4	132.4	0	7949.2	0	0	17877.9
51 PHILADELPHIA		58044.8	493	0	0	161.2	0	0	58699
54 SCHUYLKILL		0	10.3	0	0	0	0	0	10.3
67 YORK		43.6	77873.8	456.2	0	9712.6	44235.4	190.1	132511.7
CT CONNECTICUT		0	1023.2	21.6	0	0	0	93.6	1138.4
DC DISRICT OF COLUMBIA		0	1791.7	0	0	37.6	0	13.7	1843
DE DELAWARE (ST)		0	1729.2	549.8	0	0	0	23.4	2302.4
MD MARYLAND		16221.5	7305.4	1685.6	5176.7	23.3	0	365.8	30778.3
NJ NEW JERSEY		2710.6	20.9	0	0	0	0	2	2733.5
VA VIRGINIA		0	84.6	0	0	0	0	39	123.6
WV WEST VIRGINIA		0	36.5	0	0	0	0	0	36.5
<b>Waste Totals:</b>		<b>98189.1</b>	<b>121175.7</b>	<b>3209.8</b>	<b>5176.7</b>	<b>26359.9</b>	<b>44235.4</b>	<b>870.6</b>	<b>299217.2</b>



Commonwealth of Pennsylvania  
 Department of Environmental Protection  
 Bureau of Waste Management  
 Division of Reporting and Fee Collection

-----  
 Landfill Waste Receipts  
 in Tons (2000 lbs.) of Waste

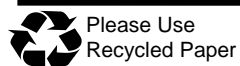
For Year:   Quarter:  
 2018       /     3

Disposal Facility: 100594, MONROEVILLE LANDFILL

County/State that Generated Waste	Waste Type:	Municipal	Residual	Sewage Sludge	Processed Medical Waste	Construction	WTE Ash Residue	Asbestos	Total
02 ALLEGHENY		68233.8	20008.2	870	826.9	15141.2	450.9	0	105531
03 ARMSTRONG		11	87.9	0	0	58.7	0	0	157.6
10 BUTLER		259.4	41.1	0	0	12.5	0	0	313
65 WESTMORELAND		4145.8	264	0	0	1362.7	0	0	5772.5
OH OHIO		0	65.9	0	0	0	0	0	65.9
WV WEST VIRGINIA		0	103.9	0	0	0	0	0	103.9
<b>Waste Totals:</b>		<b>72650</b>	<b>20571</b>	<b>870</b>	<b>826.9</b>	<b>16575.1</b>	<b>450.9</b>	<b>0</b>	<b>111943.9</b>

Disposal Facility: 101571, MOSTOLLER LANDFILL INC

County/State that Generated Waste	Waste Type:	Municipal	Residual	Sewage Sludge	Processed Medical Waste	Construction	WTE Ash Residue	Asbestos	Total
05 BEDFORD		1002.9	5041.9	56	0	0	0	0	6100.8
07 BLAIR		5672.3	444.1	42.2	0	29.5	0	3.4	6191.5
11 CAMBRIA		5015.8	3601.9	2085.8	0	42.1	0	33.7	10779.3
16 CLARION		0	0	0	0	0	0	3.1	3.1
22 DAUPHIN		0	0	131.4	0	0	0	0	131.4
31 HUNTINGDON		12.3	82.2	0	0	0	0	0	94.5
32 INDIANA		4.1	0	0	0	17.8	0	3.3	25.2
56 SOMERSET		6523.7	320.3	220.5	0	1193.8	0	13.3	8271.6
65 WESTMORELAND		5797.8	9142.4	0	0	4.2	0	0	14944.4
MD MARYLAND		13268.5	0	0	0	0	0	14.9	13283.4
<b>Waste Totals:</b>		<b>37297.4</b>	<b>18632.8</b>	<b>2535.9</b>	<b>0</b>	<b>1287.4</b>	<b>0</b>	<b>71.7</b>	<b>59825.2</b>



Please Use  
Recycled Paper

Phone: 717-783-9258  
 Printed: 11/1/2018

Also visit our Internet WWW Site at: <http://www.dep.state.pa.us>

DISCLAIMER: While care has been taken in the preparation of this report, there is no warranty or guarantee as to the data, calculation or content accuracy. The Commonwealth reserves the right to update or change any data or presentation format without notice or liability.

Commonwealth of Pennsylvania  
 Department of Environmental Protection  
 Bureau of Waste Management  
 Division of Reporting and Fee Collection

-----  
 Landfill Waste Receipts  
 in Tons (2000 lbs.) of Waste

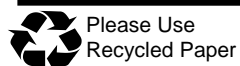
For Year:   Quarter:  
 2018       /     3

Disposal Facility: 101100, MOUNTAIN VIEW RECLAMATION LANDFILL

County/State that Generated Waste	Waste Type:	Municipal	Residual	Sewage Sludge	Processed Medical Waste	Construction	WTE Ash Residue	Asbestos	Total
01 ADAMS		1859.1	1120.8	11	0	116.1	0	0	3107
21 CUMBERLAND		4460.2	285.1	10.3	0	725.6	0	0	5481.2
22 DAUPHIN		0	2498.2	29.9	0.5	529.9	0	0	3058.5
28 FRANKLIN		7199.6	1658.5	240.2	0	1229.3	0	0.3	10327.9
29 FULTON		610.1	303.7	0	0	79.2	0	0	993
50 PERRY		235.5	0	0	0	132.9	0	0	368.4
67 YORK		0	26.7	0	0	198.7	0	0	225.4
DE DELAWARE (ST)		0	385.3	0	0	0	0	0	385.3
MD MARYLAND		20991.7	5233.9	78.5	0	26678	0	2.1	52984.2
VA VIRGINIA		0	6.6	1821.5	0	27.4	0	0	1855.5
WV WEST VIRGINIA		17497	28.4	345.1	0	354.3	0	7.4	18232.2
<b>Waste Totals:</b>		<b>52853.2</b>	<b>11547.2</b>	<b>2536.5</b>	<b>0.5</b>	<b>30071.4</b>	<b>0</b>	<b>9.8</b>	<b>97018.6</b>

Disposal Facility: 100585, NORTHWEST SANITARY LANDFILL

County/State that Generated Waste	Waste Type:	Municipal	Residual	Sewage Sludge	Processed Medical Waste	Construction	WTE Ash Residue	Asbestos	Total
02 ALLEGHENY		937.1	41.3	0	0	60.2	0	0	1038.6
03 ARMSTRONG		1742.9	6121.1	0	0	36.9	0	0	7900.9
04 BEAVER		36.6	0	0	0	4.1	0	0	40.7
07 BLAIR		6.2	0	0	0	0	0	0	6.2
10 BUTLER		7233.4	2828.6	0	0	964.6	0	3.4	11030
16 CLARION		239.2	2784.6	14.3	0	33.8	0	0	3071.9
20 CRAWFORD		44	18.7	0	0	1.2	0	0	63.9
30 GREENE		3.9	0	0	0	5.8	0	0	9.7
32 INDIANA		0	4.9	0	0	0	0	0	4.9
33 JEFFERSON		0	0	0	0	18.8	0	0	18.8
37 LAWRENCE		2563.7	25.4	0	0	59	0	0	2648.1
43 MERCER		78.2	20.6	0	0	86.2	0	5	190
61 VENANGO		896.2	604.3	0	0	50.3	0	0	1550.8
<b>Waste Totals:</b>		<b>13781.4</b>	<b>12449.5</b>	<b>14.3</b>	<b>0</b>	<b>1320.9</b>	<b>0</b>	<b>8.4</b>	<b>27574.5</b>



Please Use  
Recycled Paper

Phone: 717-783-9258  
 Printed: 11/1/2018

Also visit our Internet WWW Site at: <http://www.dep.state.pa.us>

DISCLAIMER: While care has been taken in the preparation of this report, there is no warranty or guarantee as to the data, calculation or content accuracy. The Commonwealth reserves the right to update or change any data or presentation format without notice or liability.



Commonwealth of Pennsylvania  
 Department of Environmental Protection  
 Bureau of Waste Management  
 Division of Reporting and Fee Collection

-----  
 Landfill Waste Receipts  
 in Tons (2000 lbs.) of Waste

For Year:   Quarter:  
 2018       /     3

Disposal Facility: 100346, PIONEER CROSSING LANDFILL

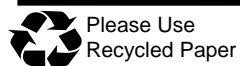
County/State that Generated Waste	Waste Type:	Municipal	Residual	Sewage Sludge	Processed Medical Waste	Construction	WTE Ash Residue	Asbestos	Total
06 BERKS		18166.1	11057	986.2	26.3	398.5	0	0	30634.1
09 BUCKS		507.1	195	68.1	59.7	0	0	0	829.9
13 CARBON		0	0	0	605.7	0	0	0	605.7
15 CHESTER		683.8	172.7	0	0	75.4	0	0	931.9
23 DELAWARE		0.2	876.8	0	380.2	58.5	0	0	1315.7
36 LANCASTER		687	0	0	0	0	0	0	687
38 LEBANON		0	0	0	0	0	0	2.6	2.6
39 LEHIGH		2676.6	1480.5	0	50.9	0	0	0	4208
46 MONTGOMERY		32116.1	2007.9	593	0.6	104.4	44.3	0	34866.3
48 NORTHAMPTON		0	1538.7	0	894.9	9.8	0	0	2443.4
51 PHILADELPHIA		10.6	250.1	0	523.8	0.8	0	0	785.3
54 SCHUYLKILL		177.1	0	0	0	0	0	0	177.1
DE DELAWARE (ST)		2.2	423.9	538.1	0	0	0	0	964.2
NJ NEW JERSEY		1600.6	206.3	1019.2	0	4.1	0	0	2830.2
NY NEW YORK		0	963.5	5.5	0	0	0	0	969
<b>Waste Totals:</b>		<b>56627.4</b>	<b>19172.4</b>	<b>3210.1</b>	<b>2542.1</b>	<b>651.5</b>	<b>44.3</b>	<b>2.6</b>	<b>82250.4</b>

Disposal Facility: 101069, S.E.C.C.R.A. LANDFILL

County/State that Generated Waste	Waste Type:	Municipal	Residual	Sewage Sludge	Processed Medical Waste	Construction	WTE Ash Residue	Asbestos	Total
15 CHESTER		19848.1	648.1	635.6	0	8934.1	0	0	30065.9
<b>Waste Totals:</b>		<b>19848.1</b>	<b>648.1</b>	<b>635.6</b>	<b>0</b>	<b>8934.1</b>	<b>0</b>	<b>0</b>	<b>30065.9</b>

Disposal Facility: 101538, SANDY RUN LANDFILL INC.

County/State that Generated Waste	Waste Type:	Municipal	Residual	Sewage Sludge	Processed Medical Waste	Construction	WTE Ash Residue	Asbestos	Total
05 BEDFORD		1502.5	58.8	100.9	0	35	0	0	1697.2
07 BLAIR		826.4	92.9	18.5	0	11.3	0	0	949.1
11 CAMBRIA		5.3	0	0	0	0	0	0	5.3
29 FULTON		220.5	0	0	0	5	0	0	225.5
31 HUNTINGDON		932	1.2	112.1	0	6.5	0	0	1051.8
WV WEST VIRGINIA		0	2350	0	0	0	0	0	2350
<b>Waste Totals:</b>		<b>3486.7</b>	<b>2502.9</b>	<b>231.5</b>	<b>0</b>	<b>57.8</b>	<b>0</b>	<b>0</b>	<b>6278.9</b>



Commonwealth of Pennsylvania  
 Department of Environmental Protection  
 Bureau of Waste Management  
 Division of Reporting and Fee Collection

-----  
 Landfill Waste Receipts  
 in Tons (2000 lbs.) of Waste

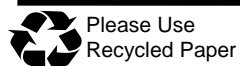
For Year:   Quarter:  
 2018     /     3

Disposal Facility: 100403, SENECA LANDFILL INC

County/State that Generated Waste	Waste Type:	Municipal	Residual	Sewage Sludge	Processed Medical Waste	Construction	WTE Ash Residue	Asbestos	Total
02 ALLEGHENY		14361.8	9590.8	823.7	0	1551.7	0	0	26328
03 ARMSTRONG		1153.8	281.6	204.2	0	84	0	0	1723.6
04 BEAVER		17613.7	291.8	480	0	63.6	0	0	18449.1
10 BUTLER		22694.8	9827.2	591.9	0	1708.5	0	0	34822.4
16 CLARION		30.4	92.4	13.3	0	0	0	0	136.1
20 CRAWFORD		0	0	739.7	0	0	0	0	739.7
25 ERIE		0	0	178	0	0	0	0	178
27 FOREST		0	7.6	50	0	0	0	0	57.6
32 INDIANA		0.6	126.3	0	0	0	0	0	126.9
37 LAWRENCE		155.1	5793.9	26	0	53.4	0	0	6028.4
43 MERCER		30868.6	1889.8	529.9	0	315.8	0	0	33604.1
61 VENANGO		37.8	306	385.7	0	513.5	0	0	1243
63 WASHINGTON		0	0	0	0	1.8	0	0	1.8
65 WESTMORELAND		841	227.4	1098	0	64	0	0	2230.4
OH OHIO		17410.3	388.6	82.5	0	0	0	0	17881.4
<b>Waste Totals:</b>		<b>105167.9</b>	<b>28823.4</b>	<b>5202.9</b>	<b>0</b>	<b>4356.3</b>	<b>0</b>	<b>0</b>	<b>143550.5</b>

Disposal Facility: 100592, SOUTH HILLS LANDFILL INC

County/State that Generated Waste	Waste Type:	Municipal	Residual	Sewage Sludge	Processed Medical Waste	Construction	WTE Ash Residue	Asbestos	Total
02 ALLEGHENY		10209.7	7063	299.4	0	8552.1	0	0	26124.2
26 FAYETTE		291.7	0	0	0	31.9	0	0	323.6
63 WASHINGTON		2647.3	12.2	0	0	1171.1	0	0	3830.6
OH OHIO		0	54.1	0	0	0	0	0	54.1
WV WEST VIRGINIA		0	14.5	0	0	0	0	0	14.5
<b>Waste Totals:</b>		<b>13148.7</b>	<b>7143.8</b>	<b>299.4</b>	<b>0</b>	<b>9755.1</b>	<b>0</b>	<b>0</b>	<b>30347</b>



Please Use  
Recycled Paper

Phone: 717-783-9258  
 Printed: 11/1/2018

Also visit our Internet WWW Site at: <http://www.dep.state.pa.us>

DISCLAIMER: While care has been taken in the preparation of this report, there is no warranty or guarantee as to the data, calculation or content accuracy. The Commonwealth reserves the right to update or change any data or presentation format without notice or liability.

Commonwealth of Pennsylvania  
 Department of Environmental Protection  
 Bureau of Waste Management  
 Division of Reporting and Fee Collection

-----  
 Landfill Waste Receipts  
 in Tons (2000 lbs.) of Waste

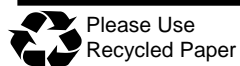
For Year:   Quarter:  
 2018       /     3

Disposal Facility: 100081, SOUTHERN ALLEGHENIES LANDFILL INC

County/State that Generated Waste	Waste Type:	Municipal	Residual	Sewage Sludge	Processed Medical Waste	Construction	WTE Ash Residue	Asbestos	Total
05 BEDFORD		14.7	187.1	0	0	106.9	0	0	308.7
07 BLAIR		23.1	354.5	0	0	0	0	0	377.6
11 CAMBRIA		11267.2	2427.9	75.4	0	1704.9	0	0	15475.4
18 CLINTON		0	1.4	0	0	0	0	0	1.4
56 SOMERSET		4531.2	332.5	409.2	0	413.9	0	7.3	5694.1
65 WESTMORELAND		10.2	1	0	0	17.9	0	0	29.1
<b>Waste Totals:</b>		<b>15846.4</b>	<b>3304.4</b>	<b>484.6</b>	<b>0</b>	<b>2243.6</b>	<b>0</b>	<b>7.3</b>	<b>21886.3</b>

Disposal Facility: 100277, TERVITA SANITARY LANDFILL

County/State that Generated Waste	Waste Type:	Municipal	Residual	Sewage Sludge	Processed Medical Waste	Construction	WTE Ash Residue	Asbestos	Total
02 ALLEGHENY		11407	2320.1	1277.6	0	1409.6	0	54	16468.3
03 ARMSTRONG		0	5.3	0	0	55.1	0	0	60.4
04 BEAVER		0	0	0	0	1.4	0	0	1.4
10 BUTLER		0	0	0	0	5.9	0	0	5.9
26 FAYETTE		4918.3	7.4	1217	0	1083.2	0	18.8	7244.7
30 GREENE		343	5615.3	0	0	503.6	0	0	6461.9
63 WASHINGTON		10941	16093.9	104.5	0	2165.7	0	0	29305.1
65 WESTMORELAND		7828.1	1533.2	487.9	0	3227.3	0	0	13076.5
OH OHIO		0	114.6	0	0	4	0	0	118.6
WV WEST VIRGINIA		403.5	15495.2	7299.4	0	239.8	0	0	23437.9
<b>Waste Totals:</b>		<b>35840.9</b>	<b>41185</b>	<b>10386.4</b>	<b>0</b>	<b>8695.6</b>	<b>0</b>	<b>72.8</b>	<b>96180.7</b>



Please Use  
Recycled Paper

Phone: 717-783-9258  
 Printed: 11/1/2018

Also visit our Internet WWW Site at: <http://www.dep.state.pa.us>

DISCLAIMER: While care has been taken in the preparation of this report, there is no warranty or guarantee as to the data, calculation or content accuracy. The Commonwealth reserves the right to update or change any data or presentation format without notice or liability.

Commonwealth of Pennsylvania  
 Department of Environmental Protection  
 Bureau of Waste Management  
 Division of Reporting and Fee Collection

-----  
 Landfill Waste Receipts  
 in Tons (2000 lbs.) of Waste

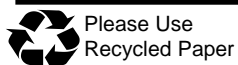
For Year:   Quarter:  
 2018       /     3

Disposal Facility: 100280, VALLEY LANDFILL

County/State that Generated Waste	Waste Type:	Municipal	Residual	Sewage Sludge	Processed Medical Waste	Construction	WTE Ash Residue	Asbestos	Total
02 ALLEGHENY		5941.8	11890	245	0	2779.4	0	46.6	20902.8
03 ARMSTRONG		354.3	194.9	0	0	290.6	0	19.5	859.3
04 BEAVER		0	37611.1	0	0	0	0	0	37611.1
10 BUTLER		52	0	0	0	9.7	0	0	61.7
26 FAYETTE		128.8	0	0	0	17.6	0	0	146.4
30 GREENE		0	42.4	0	0	0	0	0	42.4
32 INDIANA		9.7	91.7	0	0	266.1	0	0	367.5
56 SOMERSET		0	0	0	0	11.9	0	0	11.9
65 WESTMORELAND		24836.9	1772	370	87	9111.9	0	12.5	36190.3
<b>Waste Totals:</b>		<b>31323.5</b>	<b>51602.1</b>	<b>615</b>	<b>87</b>	<b>12487.2</b>	<b>0</b>	<b>78.6</b>	<b>96193.4</b>

Disposal Facility: 100739, WESTERN BERKS COMMUNITY LANDFILL

County/State that Generated Waste	Waste Type:	Municipal	Residual	Sewage Sludge	Processed Medical Waste	Construction	WTE Ash Residue	Asbestos	Total
06 BERKS		14892.5	7676.3	3619.5	0	8025.8	0	83	34297.1
09 BUCKS		3.8	118.6	0	0	0	0	0	122.4
15 CHESTER		10.6	0	0	0	38.9	0	35.1	84.6
23 DELAWARE		0	9	0	0	15.1	0	259.9	284
36 LANCASTER		0	0	0	0	0	0	26.1	26.1
39 LEHIGH		10516.3	0	0	0	0	0	0	10516.3
40 LUZERNE		0	0	0	0	0	0	0.6	0.6
45 MONROE		0	0	18.4	0	0	0	3.4	21.8
46 MONTGOMERY		2598.9	1198.4	1027.1	0	167.7	0	1131.1	6123.2
48 NORTHAMPTON		8037.9	0	0	0	0	0	0	8037.9
49 NORTHUMBERLAND		0	8.9	0	0	0	0	0	8.9
51 PHILADELPHIA		0	1333.2	0	0	60.5	0	733.2	2126.9
67 YORK		0	797.4	0	0	0	0	10.6	808
MD MARYLAND		0	21	0	0	0	0	0	21
NJ NEW JERSEY		0	429.9	0	0	0	0	549.5	979.4
NY NEW YORK		0	2688.2	0	0	0	0	14.5	2702.7
<b>Waste Totals:</b>		<b>36060</b>	<b>14280.9</b>	<b>4665</b>	<b>0</b>	<b>8308</b>	<b>0</b>	<b>2847</b>	<b>66160.9</b>



Please Use  
Recycled Paper

Phone: 717-783-9258  
 Printed: 11/1/2018

Also visit our Internet WWW Site at: <http://www.dep.state.pa.us>

DISCLAIMER: While care has been taken in the preparation of this report, there is no warranty or guarantee as to the data, calculation or content accuracy. The Commonwealth reserves the right to update or change any data or presentation format without notice or liability.

Commonwealth of Pennsylvania  
 Department of Environmental Protection  
 Bureau of Waste Management  
 Division of Reporting and Fee Collection

-----  
 Landfill Waste Receipts  
 in Tons (2000 lbs.) of Waste

For Year:   Quarter:  
 2018       /     3

Disposal Facility: 400633, WHEELABRATOR FALLS INC

County/State that Generated Waste	Waste Type:	Municipal	Residual	Sewage Sludge	Processed Medical Waste	Construction	WTE Ash Residue	Asbestos	Total
06 BERKS		0	92.1	0	0	0	0	0	92.1
09 BUCKS		49453.4	109.9	0	0	3384.6	0	0	52947.9
13 CARBON		0	95.2	0	0	0	0	0	95.2
15 CHESTER		0	1.2	0	0	0	0	0	1.2
23 DELAWARE		0	0.5	0	0	0	0	0	0.5
36 LANCASTER		0	7.6	0	0	0	0	0	7.6
38 LEBANON		0	265.4	0	0	0	0	0	265.4
39 LEHIGH		0	69.2	0	0	0	0	0	69.2
40 LUZERNE		0	20.9	0	0	0	0	0	20.9
46 MONTGOMERY		1302.9	437.7	0	0	4	0	0	1744.6
51 PHILADELPHIA		25899.7	189.7	0	0	0	0	0	26089.4
CT CONNECTICUT		0	1.8	0	0	0	0	0	1.8
DE DELAWARE (ST)		0	121.3	0	0	0	0	0	121.3
NJ NEW JERSEY		48013.7	1740	0	0	1352.1	0	0	51105.8
NY NEW YORK		199.5	253.3	0	0	0	0	0	452.8
<b>Waste Totals:</b>		<b>124869.2</b>	<b>3405.8</b>	<b>0</b>	<b>0</b>	<b>4740.7</b>	<b>0</b>	<b>0</b>	<b>133015.7</b>

Disposal Facility: 400561, YORK COUNTY RESOURCE RECOVERY CENTER

County/State that Generated Waste	Waste Type:	Municipal	Residual	Sewage Sludge	Processed Medical Waste	Construction	WTE Ash Residue	Asbestos	Total
01 ADAMS		4232.1	266.6	0	0	244.7	0	0	4743.4
06 BERKS		911.6	0	0	0	0	0	0	911.6
21 CUMBERLAND		7809.7	469.6	0	0	12.2	0	0	8291.5
22 DAUPHIN		0	0	0	0	0	0	0	0
28 FRANKLIN		70.2	0	0	0	0	0	0	70.2
38 LEBANON		0	1639.8	0	0	0	0	0	1639.8
44 MIFFLIN		0	168.5	0	0	0	0	0	168.5
50 PERRY		0.9	0	0	0	0	0	0	0.9
51 PHILADELPHIA		11.1	0	0	0	0	0	0	11.1
67 YORK		91557.6	6002.5	0	0	6677.3	0	0	104237.4
MD MARYLAND		995.1	0	0	0	1.1	0	0	996.2
<b>Waste Totals:</b>		<b>105588.3</b>	<b>8547</b>	<b>0</b>	<b>0</b>	<b>6935.3</b>	<b>0</b>	<b>0</b>	<b>121070.6</b>

