

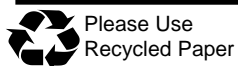
Commonwealth of Pennsylvania
 Department of Environmental Protection
 Bureau of Waste Management
 Division of Reporting and Fee Collection

 Landfill Waste Receipts
 in Tons (2000 lbs.) of Waste

For Year: Quarter:
 2018 / 2

Disposal Facility: 100419, ADVANCED DISPOSAL SERVICES CHESTNUT VALLEY LANDFILL INC

County/State that Generated Waste	Waste Type:	Municipal	Residual	Sewage Sludge	Processed Medical Waste	Construction	WTE Ash Residue	Asbestos	Total
02 ALLEGHENY		207.5	34.4	0	0	0	0	1.4	243.3
26 FAYETTE		14336.1	981.2	134.9	0	2021	0	7.7	17480.9
30 GREENE		2886.2	22514.5	412.4	0	1263.6	0	0	27076.7
56 SOMERSET		173	0	0	0	1.7	0	0	174.7
63 WASHINGTON		1.6	428.3	0	0	87.8	0	0.6	518.3
65 WESTMORELAND		797	73.9	0	0	4.5	0	0	875.4
WV WEST VIRGINIA		1142	0	0	0	679.3	0	10	1831.3
Waste Totals:		19543.4	24032.3	547.3	0	4057.9	0	19.7	48200.6



Please Use
Recycled Paper

Phone: 717-783-9258
 Printed: 8/14/2018

Also visit our Internet WWW Site at: <http://www.dep.state.pa.us>

DISCLAIMER: While care has been taken in the preparation of this report, there is no warranty or guarantee as to the data, calculation or content accuracy. The Commonwealth reserves the right to update or change any data or presentation format without notice or liability.

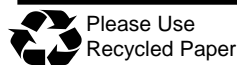
Commonwealth of Pennsylvania
 Department of Environmental Protection
 Bureau of Waste Management
 Division of Reporting and Fee Collection

 Landfill Waste Receipts
 in Tons (2000 lbs.) of Waste

For Year: Quarter:
 2018 / 2

Disposal Facility: 101397, ADVANCED DISPOSAL SERVICES GREENTREE LANDFILL LLC.

County/State that Generated Waste	Waste Type:	Municipal	Residual	Sewage Sludge	Processed Medical Waste	Construction	WTE Ash Residue	Asbestos	Total
02 ALLEGHENY		0	9.3	0	0	12.6	0	0	21.9
03 ARMSTRONG		0	105.3	36.8	0	0	0	0	142.1
07 BLAIR		15847.1	1610.1	0	0	0	0	0	17457.2
08 BRADFORD		0	1.9	0	0	0	0	0	1.9
09 BUCKS		0	0	0	0	1413.9	0	0	1413.9
11 CAMBRIA		0	29.5	0	0	0	0	0	29.5
12 CAMERON		674.3	475	72.6	0	116.1	0	0	1338
14 CENTRE		30270.8	108.9	235.5	0	3.7	6	0	30624.9
16 CLARION		10675.1	4528.3	32	0	93.5	0	0	15328.9
17 CLEARFIELD		10903	1316	688.7	0	1892.7	0	0	14800.4
20 CRAWFORD		0	251.7	473.6	0	33.3	33.8	0	792.4
24 ELK		2431	3568.9	363.2	0	906.3	0	8.7	7278.1
25 ERIE		0	26.3	0	0	0	0	0	26.3
26 FAYETTE		0	6.6	0	0	0	0	0	6.6
27 FOREST		0.2	10.8	0	0	1.4	0	0	12.4
31 HUNTINGDON		0	3.6	31.1	0	0	0	0	34.7
32 INDIANA		0	1.9	0	0	0	0	0	1.9
33 JEFFERSON		4598.5	1467.2	283.9	0	1083.9	0	6.1	7439.6
41 LYCOMING		0	9.7	0	0	0	0	0	9.7
42 MCKEAN		14.5	401.5	0	0	0.2	0	0	416.2
44 MIFFLIN		0	39.6	0	0	0	0	0	39.6
51 PHILADELPHIA		0	102.9	0	0	0	0	0	102.9
53 POTTER		0	281	0	0	0	0	0	281
61 VENANGO		0	166.7	52.8	0	0	0	0	219.5
62 WARREN		11761.9	1070.6	11.6	0	0	0	0	12844.1
65 WESTMORELAND		0	9.7	0	0	0	0	0	9.7
CT CONNECTICUT		0	703.9	0	0	0	0	0	703.9
MA MASSACHUSETTS		9.5	0	0	0	0	0	0	9.5
MD MARYLAND		71.3	0	0	0	0	0	0	71.3
NJ NEW JERSEY		13938.4	3108.8	0	0	0	19.4	0	17066.6
NY NEW YORK		17807.6	133.9	896.8	0	0	0	4.2	18842.5
OH OHIO		0	10.4	0	0	0	0	0	10.4
VA VIRGINIA		0	13.9	0	0	0	0	0	13.9
Waste Totals:		119003.2	19573.9	3178.6	0	5557.6	59.2	19	147391.5



Please Use
Recycled Paper

Phone: 717-783-9258
 Printed: 8/14/2018

Also visit our Internet WWW Site at: <http://www.dep.state.pa.us>

DISCLAIMER: While care has been taken in the preparation of this report, there is no warranty or guarantee as to the data, calculation or content accuracy. The Commonwealth reserves the right to update or change any data or presentation format without notice or liability.

Commonwealth of Pennsylvania
 Department of Environmental Protection
 Bureau of Waste Management
 Division of Reporting and Fee Collection

 Landfill Waste Receipts
 in Tons (2000 lbs.) of Waste

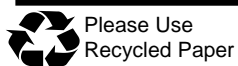
For Year: Quarter:
 2018 / 2

Disposal Facility: 100933, ALLIANCE SANITARY LANDFILL INC

County/State that Generated Waste	Waste Type:	Municipal	Residual	Sewage Sludge	Processed Medical Waste	Construction	WTE Ash Residue	Asbestos	Total
08 BRADFORD		8.2	305.6	0	0	0	0	0	313.8
13 CARBON		18.1	0	0	0	0	0	0	18.1
19 COLUMBIA		26.1	0	0	0	0	0	0	26.1
35 LACKAWANNA		12281.9	1152.1	23.5	207	7102	0	106.8	20873.3
40 LUZERNE		21615.7	1414.8	4020.3	0	493.1	0	824.7	28368.6
45 MONROE		4326.4	315.2	0	0	107.3	0	3.4	4752.3
48 NORTHAMPTON		0	21.7	0	0	0	0	0	21.7
52 PIKE		2559.4	0	0	0	10	0	0	2569.4
54 SCHUYLKILL		0	23.4	0	0	7.7	0	0	31.1
57 SULLIVAN		0	3654.1	0	0	0	0	0	3654.1
58 SUSQUEHANNA		1160.2	3243	115.7	0	80.6	0	0	4599.5
64 WAYNE		4122.2	48.2	0	0	6.9	0	0	4177.3
66 WYOMING		1371.8	3755.2	0	0	31.5	0	4.6	5163.1
67 YORK		7	0	0	0	0	0	0	7
CT CONNECTICUT		0	0	0	0	3.8	0	4	7.8
NJ NEW JERSEY		0	8	0	0	0	0	66.3	74.3
NY NEW YORK		1044.4	0	0	0	0	0	194.3	1238.7
Waste Totals:		48541.4	13941.3	4159.5	207	7842.9	0	1204.1	75896.2

Disposal Facility: 100172, ARDEN LANDFILL INC.

County/State that Generated Waste	Waste Type:	Municipal	Residual	Sewage Sludge	Processed Medical Waste	Construction	WTE Ash Residue	Asbestos	Total
02 ALLEGHENY		20349.2	2515.2	0	0	1739.2	0	0	24603.6
04 BEAVER		19363.3	42.2	84.1	0	97.5	0	0	19587.1
10 BUTLER		26.6	54.2	0	0	12.7	0	0	93.5
26 FAYETTE		279.2	5.4	0	0	15.3	0	0	299.9
30 GREENE		1609	37543.9	0	0	221.6	0	0	39374.5
63 WASHINGTON		17963.8	23063.2	1740.4	150.3	3901.6	0	0	46819.3
65 WESTMORELAND		6.2	538.2	0	0	0	0	0	544.4
OH OHIO		207.6	1685.6	0	0	32	0	0	1925.2
WV WEST VIRGINIA		1162.4	7778.4	0	0	499	948.7	0	10388.5
Waste Totals:		60967.3	73226.3	1824.5	150.3	6518.9	948.7	0	143636



Commonwealth of Pennsylvania
 Department of Environmental Protection
 Bureau of Waste Management
 Division of Reporting and Fee Collection

 Landfill Waste Receipts
 in Tons (2000 lbs.) of Waste

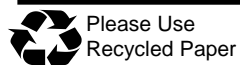
For Year: Quarter:
 2018 / 2

Disposal Facility: 100020, BETHLEHEM LANDFILL

County/State that Generated Waste	Waste Type:	Municipal	Residual	Sewage Sludge	Processed Medical Waste	Construction	WTE Ash Residue	Asbestos	Total
06 BERKS		202	0	0	0	2.9	0	0	204.9
09 BUCKS		4790.1	366.8	0	0	272.6	0	0	5429.5
39 LEHIGH		13898.9	912	0	0	857	0	0	15667.9
46 MONTGOMERY		11.5	15.3	0	0	3.7	0	0	30.5
48 NORTHAMPTON		23652	358.6	0	0	2931.1	0	147.4	27089.1
54 SCHUYLKILL		0	0	0	0	4	0	0	4
CT CONNECTICUT		46.4	0	0	0	0	0	0	46.4
NJ NEW JERSEY		4211.8	445.3	0	0	3126.5	0	0	7783.6
NY NEW YORK		47583.8	2413	223.9	0	525.9	0	105.8	50852.4
Waste Totals:		94396.5	4511	223.9	0	7723.7	0	253.2	107108.3

Disposal Facility: 101243, BRADFORD COUNTY SANITARY LANDFILL

County/State that Generated Waste	Waste Type:	Municipal	Residual	Sewage Sludge	Processed Medical Waste	Construction	WTE Ash Residue	Asbestos	Total
08 BRADFORD		7419.3	5367.7	269.6	0	2444.9	0	0	15501.5
53 POTTER		0	0	0	0	3.2	0	0	3.2
57 SULLIVAN		952.6	0	0	0	187.6	0	0	1140.2
58 SUSQUEHANNA		275.1	0	0	0	4.1	0	0	279.2
59 TIOGA		5111.8	4912	316.3	0	678.4	0	0	11018.5
62 WARREN		0	0	0	0	1	0	0	1
66 WYOMING		48.1	77.8	0	0	55.6	0	0	181.5
Waste Totals:		13806.9	10357.5	585.9	0	3374.8	0	0	28125.1



Please Use
Recycled Paper

Phone: 717-783-9258
 Printed: 8/14/2018

Also visit our Internet WWW Site at: <http://www.dep.state.pa.us>

DISCLAIMER: While care has been taken in the preparation of this report, there is no warranty or guarantee as to the data, calculation or content accuracy. The Commonwealth reserves the right to update or change any data or presentation format without notice or liability.

Commonwealth of Pennsylvania
 Department of Environmental Protection
 Bureau of Waste Management
 Division of Reporting and Fee Collection

 Landfill Waste Receipts
 in Tons (2000 lbs.) of Waste

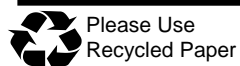
For Year: Quarter:
 2018 / 2

Disposal Facility: 100361, Casella McKean County Landfill

County/State that Generated Waste	Waste Type:	Municipal	Residual	Sewage Sludge	Processed Medical Waste	Construction	WTE Ash Residue	Asbestos	Total
12 CAMERON		14.9	11.3	0	0	270	0	0	296.2
24 ELK		2223.3	10556.6	935.8	0	912.8	0	0	14628.5
27 FOREST		45.6	439.4	0	0	3.3	0	0	488.3
33 JEFFERSON		62.7	0	0	0	0	0	0	62.7
42 MCKEAN		4186.3	2252	1080.1	0	3366.9	667.5	5.8	11558.6
53 POTTER		0	1434.7	0	0	64.1	0	4	1502.8
62 WARREN		36.7	0	378	0	565.4	0	0	980.1
NY NEW YORK		0	32.8	0	0	21.9	0	0	54.7
Waste Totals:		6569.5	14726.8	2393.9	0	5204.4	667.5	9.8	29571.9

Disposal Facility: 100944, CHESTER COUNTY SWA LANCHESTER LANDFILL

County/State that Generated Waste	Waste Type:	Municipal	Residual	Sewage Sludge	Processed Medical Waste	Construction	WTE Ash Residue	Asbestos	Total
06 BERKS		3036	196.2	0	0	1596.9	2387.2	0	7216.3
09 BUCKS		0	0	0	0	0	846.5	0	846.5
15 CHESTER		56742.5	3683.5	1338	0	8590.1	0	1.4	70355.5
22 DAUPHIN		4.8	0	0	0	0	0	0	4.8
23 DELAWARE		0	0	0	0	14.1	0	0	14.1
36 LANCASTER		58.2	31.5	4.4	0	82.1	0	0	176.2
38 LEBANON		0	15.5	0	0	0	0	0	15.5
46 MONTGOMERY		1198.6	0	0	0	132.3	11617.4	0	12948.3
51 PHILADELPHIA		0	0	0	0	340.9	0	0.6	341.5
NJ NEW JERSEY		0	8391	0	0	0	0	0	8391
Waste Totals:		61040.1	12317.7	1342.4	0	10756.4	14851.1	2	100309.7



Please Use
Recycled Paper

Phone: 717-783-9258
 Printed: 8/14/2018

Also visit our Internet WWW Site at: <http://www.dep.state.pa.us>

DISCLAIMER: While care has been taken in the preparation of this report, there is no warranty or guarantee as to the data, calculation or content accuracy. The Commonwealth reserves the right to update or change any data or presentation format without notice or liability.

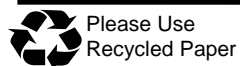
Commonwealth of Pennsylvania
 Department of Environmental Protection
 Bureau of Waste Management
 Division of Reporting and Fee Collection

 Landfill Waste Receipts
 in Tons (2000 lbs.) of Waste

For Year: Quarter:
 2018 / 2

Disposal Facility: 100022, CHRIN BROTHERS SANITARY LANDFILL

County/State that Generated Waste	Waste Type:	Municipal	Residual	Sewage Sludge	Processed Medical Waste	Construction	WTE Ash Residue	Asbestos	Total
06 BERKS		8.2	0	0	0	41.8	0	0	50
09 BUCKS		488.7	0	0	0	452.4	0	1.7	942.8
13 CARBON		168.6	0	0	0	200.3	0	0	368.9
39 LEHIGH		7360.2	206.9	0	0	3259.9	0	12.1	10839.1
40 LUZERNE		152.4	4.2	0	0	44.9	0	3.8	205.3
45 MONROE		0	4	0	0	0	0	0	4
48 NORTHAMPTON		16140.4	1422.7	1049.9	0	8330.5	0	28.2	26971.7
52 PIKE		0	0	0	0	23	0	5.9	28.9
54 SCHUYLKILL		0	0	0	0	8.5	0	0	8.5
64 WAYNE		0	0	0	0	17.7	0	0	17.7
NJ NEW JERSEY		2973.9	83.4	135.8	0	930	0	59.8	4182.9
Waste Totals:		27292.4	1721.2	1185.7	0	13309	0	111.5	43619.8



Please Use
Recycled Paper

Phone: 717-783-9258
 Printed: 8/14/2018

Also visit our Internet WWW Site at: <http://www.dep.state.pa.us>

DISCLAIMER: While care has been taken in the preparation of this report, there is no warranty or guarantee as to the data, calculation or content accuracy. The Commonwealth reserves the right to update or change any data or presentation format without notice or liability.

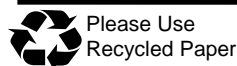
Commonwealth of Pennsylvania
 Department of Environmental Protection
 Bureau of Waste Management
 Division of Reporting and Fee Collection

 Landfill Waste Receipts
 in Tons (2000 lbs.) of Waste

For Year: Quarter:
 2018 / 2

Disposal Facility: 100955, CLINTON COUNTY SWA WAYNE TOWNSHIP LANDFILL

County/State that Generated Waste	Waste Type:	Municipal	Residual	Sewage Sludge	Processed Medical Waste	Construction	WTE Ash Residue	Asbestos	Total
04 BEAVER		0	21.7	0	0	0	0	0	21.7
07 BLAIR		0	124.7	0	0	28.4	0	8.9	162
08 BRADFORD		0	138.6	0	0	58.5	0	0	197.1
10 BUTLER		0	44.3	0	0	0	0	0	44.3
12 CAMERON		0	0	0	0	0	0	0.2	0.2
14 CENTRE		857	237.9	823	0	18	0	181.4	2117.3
17 CLEARFIELD		576.5	0.3	15.9	0	74	0	0.1	666.8
18 CLINTON		8459.4	2989.1	759.6	0	1701.9	0	62.8	13972.8
19 COLUMBIA		13.2	2162.5	0	0	156.8	0	1.2	2333.7
20 CRAWFORD		0	8.6	0	0	0	0	0	8.6
21 CUMBERLAND		0	1219.5	0	0	0	0	0	1219.5
24 ELK		6.8	0.6	0	0	0	0	0	7.4
30 GREENE		0	182.5	0	0	0	0	0	182.5
31 HUNTINGDON		24.2	6	0	0	71.8	0	6.5	108.5
33 JEFFERSON		0	231.5	0	0	0	0	0.1	231.6
34 JUNIATA		2517.8	636.8	0	0	573	0	0	3727.6
35 LACKAWANNA		2.6	0	0	0	0	0	0	2.6
40 LUZERNE		9835.2	443	285.1	0	483.8	0	8.8	11055.9
41 LYCOMING		4680.2	8715.5	138	0	1500.2	0	0.7	15034.6
43 MERCER		0	0.9	0	0	0	0	1	1.9
44 MIFFLIN		5882.2	529.5	186.3	0	1305	0	8	7911
45 MONROE		0	0.2	0	0	0	0	6.7	6.9
49 NORTHUMBERLAND		3466.1	122.5	498.6	0	441.5	0	0	4528.7
50 PERRY		2161.5	0	0	0	82.6	0	0	2244.1
51 PHILADELPHIA		0	0	0	0	21.5	0	0	21.5
53 POTTER		0	41.3	0	0	0	0	8.3	49.6
54 SCHUYLKILL		2.3	175.3	0	0	694.1	0	0.2	871.9
55 SNYDER		885.3	29.9	0	0	177.8	0	0	1093
58 SUSQUEHANNA		0	16.8	0	0	0	0	0	16.8
59 TIOGA		11.9	495.7	0	0	15.5	0	5	528.1
60 UNION		195.4	88.8	0	0	453.7	0	20.7	758.6
63 WASHINGTON		0	61.9	0	0	0	0	0	61.9
67 YORK		0	0.1	0	0	0	0	0.8	0.9
NJ NEW JERSEY		42.4	95.2	0	0	0	0	0	137.6
OH OHIO		0	98.6	0	0	0	0	0	98.6



Please Use
Recycled Paper

Phone: 717-783-9258
 Printed: 8/14/2018

Also visit our Internet WWW Site at: <http://www.dep.state.pa.us>

DISCLAIMER: While care has been taken in the preparation of this report, there is no warranty or guarantee as to the data, calculation or content accuracy. The Commonwealth reserves the right to update or change any data or presentation format without notice or liability.

Commonwealth of Pennsylvania
 Department of Environmental Protection
 Bureau of Waste Management
 Division of Reporting and Fee Collection

 Landfill Waste Receipts
 in Tons (2000 lbs.) of Waste

For Year: Quarter:
 2018 / 2

VA VIRGINIA	0	0	0	0	30.5	0	0	30.5
WV WEST VIRGINIA	0	131.3	0	0	0	0	0	131.3
Waste Totals:	39620	19051.1	2706.5	0	7888.6	0	321.4	69587.6

Disposal Facility: 101615, COMMONWEALTH ENVIRONMENTAL SYSTEMS LANDFILL

County/State that Generated Waste	Waste Type:	Municipal	Residual	Sewage Sludge	Processed Medical Waste	Construction	WTE Ash Residue	Asbestos	Total
06 BERKS		10115.9	463.9	54	0	2433.8	0	0	13067.6
09 BUCKS		0	366.3	0	0	0	0	0	366.3
13 CARBON		4912.9	0	0	0	199.8	0	0	5112.7
19 COLUMBIA		0	9.1	0	0	0	0	0	9.1
22 DAUPHIN		0	354.7	25.8	0	431.6	0	0.6	812.7
38 LEBANON		0	334.4	0	0	0	0	0	334.4
39 LEHIGH		4754.9	0	0	0	661	0	0	5415.9
40 LUZERNE		10977.4	1781	1917.1	63.2	194.1	0	0	14932.8
48 NORTHAMPTON		277.1	0	0	0	0	0	0	277.1
49 NORTHUMBERLAND		8434.3	195.3	0	0	35.8	0	0	8665.4
51 PHILADELPHIA		703.4	0	0	0	264.7	0	0	968.1
54 SCHUYLKILL		44848.3	3908.4	890.4	57.1	2570.2	0	0.7	52275.1
CT CONNECTICUT		306.6	0	0	0	70	0	0	376.6
NJ NEW JERSEY		26030.3	512.5	0	0	7005.1	0	0	33547.9
NY NEW YORK		28505.1	2194.6	9189.8	0	1222.7	0	0	41112.2
Waste Totals:		139866.2	10120.2	12077.1	120.3	15088.8	0	1.3	177273.9

Commonwealth of Pennsylvania
 Department of Environmental Protection
 Bureau of Waste Management
 Division of Reporting and Fee Collection

 Landfill Waste Receipts
 in Tons (2000 lbs.) of Waste

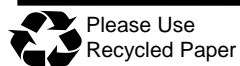
For Year: Quarter:
 2018 / 2

Disposal Facility: 101509, CONNESTOGA LANDFILL

County/State that Generated Waste	Waste Type:	Municipal	Residual	Sewage Sludge	Processed Medical Waste	Construction	WTE Ash Residue	Asbestos	Total
06 BERKS		19791.8	9522	169.3	3779.9	2249.4	0	68.9	35581.3
09 BUCKS		16556.7	387.3	0	0	0	0	1.8	16945.8
15 CHESTER		0	2203.1	0	0	0	0	62.5	2265.6
22 DAUPHIN		0	16.8	0	0	0	0	0	16.8
23 DELAWARE		0	2905.8	421.2	17.4	127.5	0	47.2	3519.1
36 LANCASTER		0	1140.8	0	0	0	0	0	1140.8
38 LEBANON		0	697.2	0	0	0	0	0	697.2
39 LEHIGH		9417.9	68.3	0	0	143.5	0	0	9629.7
40 LUZERNE		0	2.2	0	0	0	0	0.9	3.1
46 MONTGOMERY		6555.8	17727.8	0	0	770.8	0	563.4	25617.8
51 PHILADELPHIA		14233.1	10875.8	0	47.2	2298.9	0	29.2	27484.2
64 WAYNE		0	20.4	0	0	0	0	0	20.4
CT CONNECTICUT		351.2	283.2	0	0	0	0	162.7	797.1
DE DELAWARE (ST)		78.4	3162.1	0	0	0	0	15.2	3255.7
MD MARYLAND		0	36.2	0	0	0	0	0	36.2
NJ NEW JERSEY		86742.4	18960.9	0	0	17457.2	0	247.4	123407.9
NY NEW YORK		4597.9	15706.9	0	0	22.4	0	0	20327.2
Waste Totals:		158325.2	83716.8	590.5	3844.5	23069.7	0	1199.2	270745.9

Disposal Facility: 400593, COVANTA DELAWARE VALLEY

County/State that Generated Waste	Waste Type:	Municipal	Residual	Sewage Sludge	Processed Medical Waste	Construction	WTE Ash Residue	Asbestos	Total
09 BUCKS		17.4	70.4	0	0	0	0	0	87.8
23 DELAWARE		94997.5	604.3	0	0	0	0	0	95601.8
39 LEHIGH		77.9	29.3	0	0	0	0	0	107.2
51 PHILADELPHIA		90638.5	7079	0	0	0	0	0	97717.5
DE DELAWARE (ST)		52743.1	621.1	0	0	0	0	0	53364.2
MD MARYLAND		9774	70	0	0	0	0	0	9844
NC NORTH CAROLINA		0	35.9	0	0	0	0	0	35.9
NJ NEW JERSEY		61869.8	1414.5	0	0	0	0	0	63284.3
NY NEW YORK		12852.1	0	0	0	0	0	0	12852.1
VA VIRGINIA		0	366.7	0	0	0	0	0	366.7
Waste Totals:		322970.3	10291.2	0	0	0	0	0	333261.5



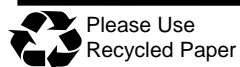
Commonwealth of Pennsylvania
 Department of Environmental Protection
 Bureau of Waste Management
 Division of Reporting and Fee Collection

 Landfill Waste Receipts
 in Tons (2000 lbs.) of Waste

For Year: Quarter:
 2018 / 2

Disposal Facility: 400558, COVANTA PLYMOUTH RENEWABLE ENERGY

County/State that Generated Waste	Waste Type:	Municipal	Residual	Sewage Sludge	Processed Medical Waste	Construction	WTE Ash Residue	Asbestos	Total
06 BERKS		68.1	204.1	0	0	0	0	0	272.2
09 BUCKS		8007	419.4	0	0	0	0	0	8426.4
15 CHESTER		200.2	136.3	0	0	0	0	0	336.5
23 DELAWARE		1160.3	0	0	0	0	0	0	1160.3
39 LEHIGH		1578.5	904.8	0	0	0	0	0	2483.3
46 MONTGOMERY		72556.6	2501.5	0	0	0	0	0	75058.1
48 NORTHAMPTON		17.1	307	0	0	0	0	0	324.1
51 PHILADELPHIA		9085.5	9.9	0	0	0	0	0	9095.4
NJ NEW JERSEY		778.7	0	0	0	0	0	0	778.7
Waste Totals:		93452	4483	0	0	0	0	0	97935



Please Use
Recycled Paper

Phone: 717-783-9258
 Printed: 8/14/2018

Also visit our Internet WWW Site at: <http://www.dep.state.pa.us>

DISCLAIMER: While care has been taken in the preparation of this report, there is no warranty or guarantee as to the data, calculation or content accuracy. The Commonwealth reserves the right to update or change any data or presentation format without notice or liability.

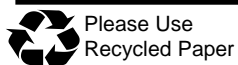
Commonwealth of Pennsylvania
 Department of Environmental Protection
 Bureau of Waste Management
 Division of Reporting and Fee Collection

 Landfill Waste Receipts
 in Tons (2000 lbs.) of Waste

For Year: Quarter:
 2018 / 2

Disposal Facility: 100945, CUMBERLAND COUNTY LANDFILL

County/State that Generated Waste	Waste Type:	Municipal	Residual	Sewage Sludge	Processed Medical Waste	Construction	WTE Ash Residue	Asbestos	Total
01 ADAMS		1114.8	151.4	0	0	2839.3	0	0	4105.5
05 BEDFORD		8777.3	1381.2	0	0	0	0	7.8	10166.3
06 BERKS		0	629.3	0	0	0	0	1.7	631
07 BLAIR		0	396	0	0	0	0	20.1	416.1
09 BUCKS		0	148.2	34.9	0	0	0	0	183.1
21 CUMBERLAND		7844.2	3715.9	421.5	0	16644.9	0	134.4	28760.9
22 DAUPHIN		42.3	4612.1	137.1	0	27.9	0	14.8	4834.2
28 FRANKLIN		908.6	853	35	0	242.8	0	53.4	2092.8
29 FULTON		4.3	0	0	0	1762.9	0	0	1767.2
31 HUNTINGDON		8549.4	1665.1	0	0	0	0	2.2	10216.7
34 JUNIATA		0	1954.3	0	0	177.9	0	0	2132.2
36 LANCASTER		0	34.7	156.1	0	0	0	0	190.8
38 LEBANON		0	2334.6	0	0	0	0	0	2334.6
39 LEHIGH		428	0	0	0	0	0	0	428
46 MONTGOMERY		0	1250.6	304.3	0	23.2	0	0	1578.1
50 PERRY		211.3	326	149.9	0	854.1	0	29.8	1571.1
51 PHILADELPHIA		0	715.4	0	0	0	0	0	715.4
54 SCHUYLKILL		0	457	0	0	0	0	0	457
65 WESTMORELAND		13.7	0	0	0	0	0	0	13.7
67 YORK		14.1	1650.7	365.2	0	3.7	0	0	2033.7
CA CALIFORNIA		30.8	0	0	0	0	0	0	30.8
CT CONNECTICUT		0	100.7	0	0	0	0	0	100.7
IL ILLINOIS		10.6	0	0	0	0	0	0	10.6
MD MARYLAND		21368.3	294.2	3219.5	0	0	0	2.3	24884.3
NJ NEW JERSEY		39878.7	613.7	0	0	251.8	0	133	40877.2
NY NEW YORK		0	95.1	14024.4	0	2319.9	0	2781.4	19220.8
WV WEST VIRGINIA		0	1471.3	0	0	0	0	0	1471.3
Waste Totals:		89196.4	24850.5	18847.9	0	25148.4	0	3180.9	161224.1



Please Use
Recycled Paper

Phone: 717-783-9258
 Printed: 8/14/2018

Also visit our Internet WWW Site at: <http://www.dep.state.pa.us>

DISCLAIMER: While care has been taken in the preparation of this report, there is no warranty or guarantee as to the data, calculation or content accuracy. The Commonwealth reserves the right to update or change any data or presentation format without notice or liability.

Commonwealth of Pennsylvania
 Department of Environmental Protection
 Bureau of Waste Management
 Division of Reporting and Fee Collection

 Landfill Waste Receipts
 in Tons (2000 lbs.) of Waste

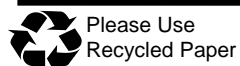
For Year: Quarter:
 2018 / 2

Disposal Facility: 100345, DELAWARE COUNTY SWA ROLLING HILLS LANDFILL

County/State that Generated Waste	Waste Type:	Municipal	Residual	Sewage Sludge	Processed Medical Waste	Construction	WTE Ash Residue	Asbestos	Total
06 BERKS		19177	24199.5	1086.1	0	1230.9	0	3	45696.5
09 BUCKS		0	0	0	0	809.6	0	0	809.6
15 CHESTER		551.9	0	0	0	29	0	0	580.9
23 DELAWARE		226.2	0	0	0	0	110348.4	0	110574.6
46 MONTGOMERY		4428.9	503	0	0	1621.5	12236.6	0	18790
51 PHILADELPHIA		0	0	0	0	897.3	0	0	897.3
NJ NEW JERSEY		0	27059	0	0	521.3	0	0	27580.3
Waste Totals:		24384	51761.5	1086.1	0	5109.6	122585	3	204929.2

Disposal Facility: 100434, EVERGREEN LANDFILL

County/State that Generated Waste	Waste Type:	Municipal	Residual	Sewage Sludge	Processed Medical Waste	Construction	WTE Ash Residue	Asbestos	Total
03 ARMSTRONG		3144.6	235.2	29.4	0	136.8	0	0	3546
10 BUTLER		0	137.7	0	0	0	0	0	137.7
11 CAMBRIA		1.5	1.2	0	0	14.2	0	0	16.9
17 CLEARFIELD		0	0	0	0	2.3	0	0	2.3
26 FAYETTE		22.6	0	0	0	3.8	0	0	26.4
32 INDIANA		10388.3	1433.8	397.3	0	1755	0	0	13974.4
33 JEFFERSON		559.2	5.4	181.9	0	27.6	0	0	774.1
65 WESTMORELAND		3807.8	837.1	482.8	0	177.6	0	0	5305.3
Waste Totals:		17924	2650.4	1091.4	0	2117.3	0	0	23783.1



Please Use
Recycled Paper

Phone: 717-783-9258
 Printed: 8/14/2018

Also visit our Internet WWW Site at: <http://www.dep.state.pa.us>

DISCLAIMER: While care has been taken in the preparation of this report, there is no warranty or guarantee as to the data, calculation or content accuracy. The Commonwealth reserves the right to update or change any data or presentation format without notice or liability.

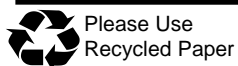
Commonwealth of Pennsylvania
 Department of Environmental Protection
 Bureau of Waste Management
 Division of Reporting and Fee Collection

 Landfill Waste Receipts
 in Tons (2000 lbs.) of Waste

For Year: Quarter:
 2018 / 2

Disposal Facility: 101699, FAIRLESS LANDFILL

County/State that Generated Waste	Waste Type:	Municipal	Residual	Sewage Sludge	Processed Medical Waste	Construction	WTE Ash Residue	Asbestos	Total
06 BERKS		60.4	72.3	0	0	0	0	0	132.7
09 BUCKS		29049.5	49732.9	2192	155	10445.8	32227.8	67.5	123870.5
13 CARBON		19.7	0	0	0	0	0	0	19.7
15 CHESTER		19.5	33	0	0	0	0	0	52.5
21 CUMBERLAND		14.1	0	0	0	0	0	0	14.1
22 DAUPHIN		0	0	0	0	106.3	0	0	106.3
23 DELAWARE		27167.5	16.2	0	0	49	0	16.7	27249.4
35 LACKAWANNA		0.7	0	0	0	0	0	0	0.7
36 LANCASTER		0	20	0	0	0	0	0	20
39 LEHIGH		1067.3	0	0	0	1.5	0	0	1068.8
40 LUZERNE		18.8	0	0	0	0	0	0	18.8
46 MONTGOMERY		11463.8	1878.3	1646.6	75.2	155.4	18.7	0	15238
48 NORTHAMPTON		3.5	0	0	0	0	0	0	3.5
51 PHILADELPHIA		135938.3	2041.7	5502.9	462.8	2142.9	0	678.4	146767
CT CONNECTICUT		2675.9	8873.5	0	0	23.9	0	0	11573.3
DE DELAWARE (ST)		0	1871.8	0	0	87.7	0	104.3	2063.8
MD MARYLAND		0	0	0	0	1.7	0	0	1.7
NH NEW HAMPSHIRE		22.5	0	0	0	0	0	0	22.5
NJ NEW JERSEY		300360.8	37617.8	3849.5	0	146764.5	9754.8	1054.4	499401.8
NY NEW YORK		233007.3	22260.1	0	34.4	47834.9	0	618.7	303755.4
Waste Totals:		740889.6	124417.6	13191	727.4	207613.6	42001.3	2540	1131380.5



Please Use
Recycled Paper

Phone: 717-783-9258
 Printed: 8/14/2018

Also visit our Internet WWW Site at: <http://www.dep.state.pa.us>

DISCLAIMER: While care has been taken in the preparation of this report, there is no warranty or guarantee as to the data, calculation or content accuracy. The Commonwealth reserves the right to update or change any data or presentation format without notice or liability.

Commonwealth of Pennsylvania
 Department of Environmental Protection
 Bureau of Waste Management
 Division of Reporting and Fee Collection

 Landfill Waste Receipts
 in Tons (2000 lbs.) of Waste

For Year: Quarter:
 2018 / 2

Disposal Facility: 100265, GRAND CENTRAL SANITARY LANDFILL INC

County/State that Generated Waste	Waste Type:	Municipal	Residual	Sewage Sludge	Processed Medical Waste	Construction	WTE Ash Residue	Asbestos	Total
06 BERKS		782.1	24.4	0	0	0	0	0	806.5
09 BUCKS		0	15.3	0	49.1	61.4	0	0	125.8
13 CARBON		2000.5	14.1	134.8	0	294.2	0	0	2443.6
35 LACKAWANNA		2.6	0	0	0	0	0	0	2.6
39 LEHIGH		23512.8	1702.8	146.6	167.1	250.9	0	0	25780.2
40 LUZERNE		16.5	0	0	0	4.3	0	0	20.8
45 MONROE		26170.1	840.5	716.9	2071.9	6325.5	0	0	36124.9
46 MONTGOMERY		0	0	5.9	0	168.1	0	0	174
48 NORTHAMPTON		25032.3	2351.2	974.3	20.1	1929.9	0	0.1	30307.9
52 PIKE		722.6	0	0	0	49.4	0	0	772
58 SUSQUEHANNA		0	18.5	0	0	0	0	0	18.5
64 WAYNE		2.4	0	0	0	0	0	0	2.4
CT CONNECTICUT		0	1879.1	0	0	0	0	0	1879.1
MA MASSACHUSETTS		0	86.2	0	0	0	0	0	86.2
NJ NEW JERSEY		38947.8	19417.5	1308.8	0	5680	13392.4	679.3	79425.8
NY NEW YORK		1368.7	0	0	115.5	191.2	0	12.1	1687.5
Waste Totals:		118558.4	26349.6	3287.3	2423.7	14954.9	13392.4	691.5	179657.8

Disposal Facility: 101544, GREATER LEBANON REFUSE AUTHORITY LANDFILL

County/State that Generated Waste	Waste Type:	Municipal	Residual	Sewage Sludge	Processed Medical Waste	Construction	WTE Ash Residue	Asbestos	Total
38 LEBANON		23998	6757.6	711.4	0	8903.1	0	0	40370.1
Waste Totals:		23998	6757.6	711.4	0	8903.1	0	0	40370.1

Commonwealth of Pennsylvania
 Department of Environmental Protection
 Bureau of Waste Management
 Division of Reporting and Fee Collection

 Landfill Waste Receipts
 in Tons (2000 lbs.) of Waste

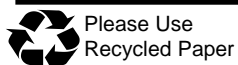
For Year: Quarter:
 2018 / 2

Disposal Facility: 100281, GREENRIDGE RECLAMATION LANDFILL

County/State that Generated Waste	Waste Type:	Municipal	Residual	Sewage Sludge	Processed Medical Waste	Construction	WTE Ash Residue	Asbestos	Total
02 ALLEGHENY		17422.3	2882.2	1387.9	0	724.9	0	13.7	22431
03 ARMSTRONG		3.6	0	0	0	10.6	0	0	14.2
10 BUTLER		0	0	99.3	0	0	0	0	99.3
26 FAYETTE		1045.4	105.9	125.2	0	932.9	0	0	2209.4
32 INDIANA		0	4	0	0	0	0	0	4
42 MCKEAN		4	0	0	0	0	0	0	4
56 SOMERSET		277.7	0	0	0	85.2	0	0	362.9
63 WASHINGTON		550.2	318.5	701.9	0	21.9	0	0	1592.5
65 WESTMORELAND		17363.8	10460.1	4496.6	0	4643.8	0	2.7	36967
MD MARYLAND		0	0	0	0	0	0	0.1	0.1
WV WEST VIRGINIA		14.2	5605.7	0	575.4	5.8	0	1.6	6202.7
Waste Totals:		36681.2	19376.4	6810.9	575.4	6425.1	0	18.1	69887.1

Disposal Facility: 100934, IESI PA BLUE RIDGE LANDFILL CORP

County/State that Generated Waste	Waste Type:	Municipal	Residual	Sewage Sludge	Processed Medical Waste	Construction	WTE Ash Residue	Asbestos	Total
01 ADAMS		7149.5	500.1	0	0	1644.3	0	0	9293.9
21 CUMBERLAND		7269.6	566.2	250	0	1715.4	0	0	9801.2
22 DAUPHIN		5.3	0	0	0	16.6	0	0	21.9
28 FRANKLIN		21395.5	4958.4	2248	0	2862.3	0	0.6	31464.8
29 FULTON		0	0	0	0	21.2	0	0	21.2
31 HUNTINGDON		0	0	210.3	0	0	0	0	210.3
50 PERRY		10.8	0	0	0	18	0	0	28.8
67 YORK		0	41.4	0	0	53.1	0	0	94.5
DC DISRICT OF COLUMBIA		22004.7	111.5	0	0	0	0	0	22116.2
MD MARYLAND		102468.7	2375.6	94.6	0	520.1	0	0	105459
NY NEW YORK		10725.9	0	0	0	0	0	0	10725.9
WV WEST VIRGINIA		5626.2	0	0	0	62.4	0	0.4	5689
Waste Totals:		176656.2	8553.2	2802.9	0	6913.4	0	1	194926.7



Please Use
Recycled Paper

Phone: 717-783-9258
 Printed: 8/14/2018

Also visit our Internet WWW Site at: <http://www.dep.state.pa.us>

DISCLAIMER: While care has been taken in the preparation of this report, there is no warranty or guarantee as to the data, calculation or content accuracy. The Commonwealth reserves the right to update or change any data or presentation format without notice or liability.

Commonwealth of Pennsylvania
 Department of Environmental Protection
 Bureau of Waste Management
 Division of Reporting and Fee Collection

 Landfill Waste Receipts
 in Tons (2000 lbs.) of Waste

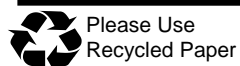
For Year: Quarter:
 2018 / 2

Disposal Facility: 100620, IMPERIAL LANDFILL

County/State that Generated Waste	Waste Type:	Municipal	Residual	Sewage Sludge	Processed Medical Waste	Construction	WTE Ash Residue	Asbestos	Total
02 ALLEGHENY		89529	19242.2	3750.4	0	6359.6	2238	2041.6	123160.8
03 ARMSTRONG		2.8	0	0	0	0	0	0	2.8
04 BEAVER		1637.9	1465.8	598.7	0	318.8	0	106.5	4127.7
10 BUTLER		1567.8	5.2	0	0	125.6	0	10.2	1708.8
26 FAYETTE		9.4	0	0	0	6.1	0	0	15.5
30 GREENE		3.5	14.6	0	0	0	0	0	18.1
32 INDIANA		0	0	0	0	0	0	2.7	2.7
33 JEFFERSON		0	0	0	0	0	0	9.5	9.5
43 MERCER		0	0	0	0	0	0	3	3
63 WASHINGTON		4700.4	7653.1	723.2	0	1277.9	0	8.2	14362.8
65 WESTMORELAND		152	508.5	0	0	0	0	16.6	677.1
CT CONNECTICUT		0	4.5	0	0	0	0	19.8	24.3
MA MASSACHUSETTS		0	0	0	0	0	0	11.9	11.9
MD MARYLAND		0	0	0	0	0	0	0.3	0.3
NY NEW YORK		0	382	0	0	0	0	0	382
OH OHIO		0	10483.3	79.6	0	0	0	32.1	10595
WV WEST VIRGINIA		2388	5620	24.4	0	15	0	115.1	8162.5
Waste Totals:		99990.8	45379.2	5176.3	0	8103	2238	2377.5	163264.8

Disposal Facility: 101439, JOSEPH J BRUNNER INC LANDFILL

County/State that Generated Waste	Waste Type:	Municipal	Residual	Sewage Sludge	Processed Medical Waste	Construction	WTE Ash Residue	Asbestos	Total
02 ALLEGHENY		5551.6	60.9	244.4	0	0	0	4.5	5861.4
04 BEAVER		6733.9	2107.6	1814.9	0	0	0	1.1	10657.5
10 BUTLER		1273.3	26.7	1393.8	0	0	0	0	2693.8
37 LAWRENCE		10	0	37.4	0	0	0	0	47.4
65 WESTMORELAND		0	0	0	0	0	0	1.9	1.9
Waste Totals:		13568.8	2195.2	3490.5	0	0	0	7.5	19262



Commonwealth of Pennsylvania
 Department of Environmental Protection
 Bureau of Waste Management
 Division of Reporting and Fee Collection

 Landfill Waste Receipts
 in Tons (2000 lbs.) of Waste

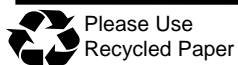
For Year: Quarter:
 2018 / 2

Disposal Facility: 100663, KELLY RUN SANITATION INC LANDFILL

County/State that Generated Waste	Waste Type:	Municipal	Residual	Sewage Sludge	Processed Medical Waste	Construction	WTE Ash Residue	Asbestos	Total
02 ALLEGHENY		15245.6	4128.5	8.7	0	2918.5	0	0	22301.3
26 FAYETTE		1242.4	119.2	167.3	0	147.8	0	0	1676.7
30 GREENE		126.6	2952.2	0	0	6.2	0	0	3085
63 WASHINGTON		1906.6	363.2	32.3	0	124.9	0	0	2427
65 WESTMORELAND		2189	54.8	0	0	138.3	0	0	2382.1
OH OHIO		0	71.8	0	0	0	0	0	71.8
WV WEST VIRGINIA		0	2	0	0	0	0	0	2
Waste Totals:		20710.2	7691.7	208.3	0	3335.7	0	0	31945.9

Disposal Facility: 101247, KEYSTONE SANITARY LANDFILL

County/State that Generated Waste	Waste Type:	Municipal	Residual	Sewage Sludge	Processed Medical Waste	Construction	WTE Ash Residue	Asbestos	Total
08 BRADFORD		0	26.7	0	0	0	0	0	26.7
13 CARBON		8.3	0	0	0	0	0	0	8.3
35 LACKAWANNA		45800.2	4668.4	5799.4	0	3683.6	0	0.1	59951.7
40 LUZERNE		20479.8	2509.2	1799.8	0	1475.3	0	565.3	26829.4
45 MONROE		4293.2	239.4	574.8	0	0	0	0	5107.4
46 MONTGOMERY		88.8	0	0	0	0	0	0	88.8
48 NORTHAMPTON		0	0	242.8	0	0	0	0	242.8
52 PIKE		7104.5	52.7	604.1	0	11.4	0	0	7772.7
54 SCHUYLKILL		40.4	0	0	0	0	0	0	40.4
58 SUSQUEHANNA		3906.3	52007.9	0	0	1738.4	0	5.7	57658.3
64 WAYNE		252	30.9	380.9	0	470.6	0	0	1134.4
66 WYOMING		1004.9	62.2	86.5	0	166.6	0	0	1320.2
CT CONNECTICUT		9947.4	0	0	0	0	0	0	9947.4
NJ NEW JERSEY		117732.3	2610.3	0	0	224.7	0	1.7	120569
NY NEW YORK		166564.7	1419.6	0	0	70.6	0	0	168054.9
Waste Totals:		377222.8	63627.3	9488.3	0	7841.2	0	572.8	458752.4



Please Use
Recycled Paper

Phone: 717-783-9258
 Printed: 8/14/2018

Also visit our Internet WWW Site at: <http://www.dep.state.pa.us>

DISCLAIMER: While care has been taken in the preparation of this report, there is no warranty or guarantee as to the data, calculation or content accuracy. The Commonwealth reserves the right to update or change any data or presentation format without notice or liability.

Commonwealth of Pennsylvania
 Department of Environmental Protection
 Bureau of Waste Management
 Division of Reporting and Fee Collection

 Landfill Waste Receipts
 in Tons (2000 lbs.) of Waste

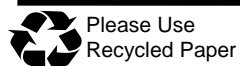
For Year: Quarter:
 2018 / 2

Disposal Facility: 100329, LAKE VIEW LANDFILL

County/State that Generated Waste	Waste Type:	Municipal	Residual	Sewage Sludge	Processed Medical Waste	Construction	WTE Ash Residue	Asbestos	Total
02 ALLEGHENY		0	0	0	0	0	12	0	12
20 CRAWFORD		2453.1	992.2	0	0	225.1	0	38.2	3708.6
25 ERIE		31735.2	5724.4	2209.2	0	2750	871.4	106.1	43396.3
43 MERCER		3980.3	0	0	0	21.9	0	7.2	4009.4
61 VENANGO		0	254.6	0	0	0	0	0	254.6
62 WARREN		0	26.5	0	0	0.3	0	0	26.8
NY NEW YORK		9.4	0	0	0	0.8	0	0	10.2
OH OHIO		0	0	0	0	0.5	0	0	0.5
Waste Totals:		38178	6997.7	2209.2	0	2998.6	883.4	151.5	51418.4

Disposal Facility: 101534, LAUREL HIGHLANDS LANDFILL INC

County/State that Generated Waste	Waste Type:	Municipal	Residual	Sewage Sludge	Processed Medical Waste	Construction	WTE Ash Residue	Asbestos	Total
03 ARMSTRONG		0	2.5	0	0	0	0	0	2.5
05 BEDFORD		8.2	0	0	0	0	0	0	8.2
07 BLAIR		5884.6	3883.8	2294.4	0	1707.3	0	0	13770.1
11 CAMBRIA		8378.9	6590	1120.1	0	2204.6	0	0	18293.6
17 CLEARFIELD		0	5.9	45.1	0	0	0	0	51
31 HUNTINGDON		0	741.7	0	0	0	0	0	741.7
32 INDIANA		352.2	21.4	0	0	171.1	0	0	544.7
33 JEFFERSON		48.5	0	0	0	45.8	0	0	94.3
56 SOMERSET		0.9	0	0	0	0	0	0	0.9
65 WESTMORELAND		87	215.7	0	0	8.1	0	0	310.8
FL FLORIDA		20.4	0	0	0	0	0	0	20.4
Waste Totals:		14780.7	11461	3459.6	0	4136.9	0	0	33838.2



Please Use
Recycled Paper

Phone: 717-783-9258
 Printed: 8/14/2018

Also visit our Internet WWW Site at: <http://www.dep.state.pa.us>

DISCLAIMER: While care has been taken in the preparation of this report, there is no warranty or guarantee as to the data, calculation or content accuracy. The Commonwealth reserves the right to update or change any data or presentation format without notice or liability.

Commonwealth of Pennsylvania
 Department of Environmental Protection
 Bureau of Waste Management
 Division of Reporting and Fee Collection

 Landfill Waste Receipts
 in Tons (2000 lbs.) of Waste

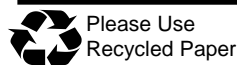
For Year: Quarter:
 2018 / 2

Disposal Facility: 100758, LCSWMA - Susq. Resource Mgmt Complex

County/State that Generated Waste	Waste Type:	Municipal	Residual	Sewage Sludge	Processed Medical Waste	Construction	WTE Ash Residue	Asbestos	Total
01 ADAMS		0	0	0	0	4	0	0	4
02 ALLEGHENY		0	109.3	0	0	0	0	0	109.3
06 BERKS		271.4	0	0	0	0	0	0	271.4
10 BUTLER		0	131.1	0	0	0	0	0	131.1
18 CLINTON		0	160.4	0	0	0	0	0	160.4
19 COLUMBIA		0	62.2	0	0	0	0	0	62.2
21 CUMBERLAND		14887.9	221.8	0	0	2109.1	0	0	17218.8
22 DAUPHIN		49672.3	1631	0	0	8064.2	0	0	59367.5
26 FAYETTE		0	15.2	0	0	0	0	0	15.2
28 FRANKLIN		20.4	134.3	0	0	0	0	0	154.7
36 LANCASTER		1803.7	0	0	0	0	0	0	1803.7
39 LEHIGH		1.2	0	0	0	0	0	0	1.2
40 LUZERNE		0	257.7	0	0	0	0	0	257.7
41 LYCOMING		0	15.1	0	0	0	0	0	15.1
49 NORTHUMBERLAND		0	12.6	0	0	0	0	0	12.6
50 PERRY		476.9	69	0	0	33.8	0	0	579.7
51 PHILADELPHIA		268.6	0	0	0	0	0	0	268.6
54 SCHUYLKILL		35.4	75	0	0	0	0	0	110.4
65 WESTMORELAND		8.5	18.5	0	0	0	0	0	27
67 YORK		0	0	0	0	201.1	0	0	201.1
MD MARYLAND		0	19.7	0	0	0	0	0	19.7
NJ NEW JERSEY		250.7	0	0	0	0	0	0	250.7
Waste Totals:		67697	2932.9	0	0	10412.2	0	0	81042.1

Disposal Facility: 101389, LCSWMA FREY FARM LANDFILL

County/State that Generated Waste	Waste Type:	Municipal	Residual	Sewage Sludge	Processed Medical Waste	Construction	WTE Ash Residue	Asbestos	Total
06 BERKS		0	8.4	0	0	0	0	0	8.4
22 DAUPHIN		0	0	0	0	7251.9	20835.2	0	28087.1
36 LANCASTER		22857.5	20730.9	6680	149.1	31818.5	21841.4	0.8	104078.2
38 LEBANON		0	612.9	0	0	0	0	0	612.9
67 YORK		3.3	1939.8	0	0	191.7	0	0	2134.8
DE DELAWARE (ST)		0	29.9	0	0	0	0	0	29.9
Waste Totals:		22860.8	23321.9	6680	149.1	39262.1	42676.6	0.8	134951.3



Please Use
Recycled Paper

Phone: 717-783-9258
 Printed: 8/14/2018

Also visit our Internet WWW Site at: <http://www.dep.state.pa.us>

DISCLAIMER: While care has been taken in the preparation of this report, there is no warranty or guarantee as to the data, calculation or content accuracy. The Commonwealth reserves the right to update or change any data or presentation format without notice or liability.

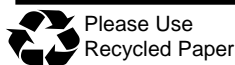
Commonwealth of Pennsylvania
 Department of Environmental Protection
 Bureau of Waste Management
 Division of Reporting and Fee Collection

 Landfill Waste Receipts
 in Tons (2000 lbs.) of Waste

For Year: Quarter:
 2018 / 2

Disposal Facility: 400592, LCSWMA RESOURCE RECOVERY FACILITY

County/State that Generated Waste	Waste Type:	Municipal	Residual	Sewage Sludge	Processed Medical Waste	Construction	WTE Ash Residue	Asbestos	Total
06 BERKS		225.8	358.4	0	0	0	0	0	584.2
07 BLAIR		0	18.8	0	0	0	0	0	18.8
09 BUCKS		0	758.4	0	0	0	0	0	758.4
11 CAMBRIA		0	5.3	0	0	0	0	0	5.3
13 CARBON		0	10.4	0	0	0	0	0	10.4
15 CHESTER		0	83.2	0	0	0	0	0	83.2
18 CLINTON		0	1.5	0	0	0	0	0	1.5
19 COLUMBIA		0	44.5	0	0	0	0	0	44.5
21 CUMBERLAND		2309.8	472.4	0	0	0	0	0	2782.2
22 DAUPHIN		4025.4	1163.2	0	0	0	0	0	5188.6
23 DELAWARE		0	0.7	0	0	0	0	0	0.7
36 LANCASTER		72713.4	11152.7	1712.7	0	129.2	0	0	85708
38 LEBANON		0	1037.2	0	0	0	0	0	1037.2
39 LEHIGH		0	1334.7	0	0	0	0	0	1334.7
45 MONROE		0	142.9	0	0	0	0	0	142.9
46 MONTGOMERY		0	174.1	0	0	0	0	0	174.1
48 NORTHAMPTON		0	30.8	0	0	0	0	0	30.8
49 NORTHUMBERLAND		0	31.6	0	0	0	0	0	31.6
50 PERRY		13.6	0	0	0	0	0	0	13.6
51 PHILADELPHIA		225.3	14.8	0	0	0	0	0	240.1
54 SCHUYLKILL		0	8.6	0	0	0	0	0	8.6
66 WYOMING		0	1040.6	0	0	0	0	0	1040.6
67 YORK		932.3	71.3	0	0	0	0	0	1003.6
DE DELAWARE (ST)		0	164.4	0	0	0	0	0	164.4
FL FLORIDA		0	2.8	0	0	0	0	0	2.8
IL ILLINOIS		0	140.6	0	0	0	0	0	140.6
LA LOUISIANA		0	18.9	0	0	0	0	0	18.9
MD MARYLAND		0	120.4	0	0	0	0	0	120.4
NC NORTH CAROLINA		0	381	0	0	0	0	0	381
NJ NEW JERSEY		209.7	195.6	0	0	0	0	0	405.3
NY NEW YORK		0	35.4	0	0	0	0	0	35.4
TN TENNESSEE		0	11.7	0	0	0	0	0	11.7
Waste Totals:		80655.3	19026.9	1712.7	0	129.2	0	0	101524.1



Please Use
Recycled Paper

Phone: 717-783-9258
 Printed: 8/14/2018

Also visit our Internet WWW Site at: <http://www.dep.state.pa.us>

DISCLAIMER: While care has been taken in the preparation of this report, there is no warranty or guarantee as to the data, calculation or content accuracy. The Commonwealth reserves the right to update or change any data or presentation format without notice or liability.

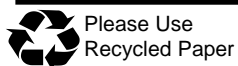
Commonwealth of Pennsylvania
 Department of Environmental Protection
 Bureau of Waste Management
 Division of Reporting and Fee Collection

 Landfill Waste Receipts
 in Tons (2000 lbs.) of Waste

For Year: Quarter:
 2018 / 2

Disposal Facility: 100963, LYCOMING COUNTY RESOURCE MANAGEMENT SERVICES LANDFILL

County/State that Generated Waste	Waste Type:	Municipal	Residual	Sewage Sludge	Processed Medical Waste	Construction	WTE Ash Residue	Asbestos	Total
06 BERKS		0	21.3	0	0	0	0	0	21.3
07 BLAIR		0	127.1	0	0	0	0	0	127.1
13 CARBON		0	22.8	0	0	0	0	0	22.8
17 CLEARFIELD		0	30.2	0	0	0	0	0	30.2
18 CLINTON		1.1	169.1	0	0	32.3	0	0	202.5
19 COLUMBIA		13191.3	2621.3	2506.3	0	3045	0	10.2	21374.1
21 CUMBERLAND		0	8.4	0	0	0	0	0	8.4
22 DAUPHIN		61.3	0	0	0	20	0	0	81.3
34 JUNIATA		0	0	0	0	3.5	0	0	3.5
36 LANCASTER		0	76	0	0	0	0	0	76
38 LEBANON		0	14.2	0	0	0	0	0	14.2
39 LEHIGH		0	61.9	0	0	0	0	0	61.9
40 LUZERNE		29.3	0.1	0	0	0	0	0	29.4
41 LYCOMING		15124.6	2908.4	2432.1	0	736.4	0	19.2	21220.7
44 MIFFLIN		0	8.7	0	0	0	0	0	8.7
47 MONTOUR		2612.7	648	0	124.3	470.3	0	4.4	3859.7
49 NORTHUMBERLAND		4885.3	2481.3	1248.6	0	297.7	0	5	8917.9
52 PIKE		64.1	0	0	0	0	0	0	64.1
53 POTTER		40.6	16.7	0	0	0	0	0	57.3
54 SCHUYLKILL		1	0	78.6	0	0	0	2.2	81.8
55 SNYDER		2917.1	1283.7	187	0	259.4	15.2	13.7	4676.1
57 SULLIVAN		10.9	0	0	0	6.7	0	0	17.6
59 TIOGA		2.7	0	0	0	0	0	0	2.7
60 UNION		6126.6	2248.9	1289.4	0	771.6	0	15.4	10451.9
NJ NEW JERSEY		0	9	0	0	0	0	14.8	23.8
NY NEW YORK		14.7	0	0	0	0	0	0	14.7
Waste Totals:		45083.3	12757.1	7742	124.3	5642.9	15.2	84.9	71449.7



Commonwealth of Pennsylvania
 Department of Environmental Protection
 Bureau of Waste Management
 Division of Reporting and Fee Collection

 Landfill Waste Receipts
 in Tons (2000 lbs.) of Waste

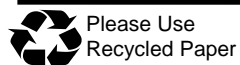
For Year: Quarter:
 2018 / 2

Disposal Facility: 100113, MODERN LANDFILL

County/State that Generated Waste	Waste Type:	Municipal	Residual	Sewage Sludge	Processed Medical Waste	Construction	WTE Ash Residue	Asbestos	Total
01 ADAMS		446.1	420	117.4	0	493.3	0	53.8	1530.6
08 BRADFORD		0	1142.4	0	0	0	0	0	1142.4
09 BUCKS		0	68.2	0	0	0	0	0	68.2
15 CHESTER		0	26.8	0	0	22	0	0	48.8
21 CUMBERLAND		4993.1	769.9	208.7	0	1888	0	4	7863.7
22 DAUPHIN		0	2165.8	105.8	224.9	929.3	0	104.8	3530.6
29 FULTON		0	33.4	0	0	0	0	0	33.4
36 LANCASTER		0	15108.1	0	0	0	0	0	15108.1
38 LEBANON		0	4315.4	0	0	0	0	1.5	4316.9
39 LEHIGH		0	41.6	0	0	0	0	0	41.6
44 MIFFLIN		0	300.6	0	0	0	0	0	300.6
46 MONTGOMERY		13416.1	262.2	121.5	0	13739.3	0	0	27539.1
50 PERRY		0	0	0	0	4.7	0	0	4.7
51 PHILADELPHIA		56880	1322.9	0	0	0	0	0	58202.9
54 SCHUYLKILL		0	300.6	0	0	0	0	0	300.6
67 YORK		737.4	68542.8	748.6	0	8585.1	46270.4	54.4	124938.7
CT CONNECTICUT		0	752.2	1077.9	0	0	0	0	1830.1
DC DISRICT OF COLUMBIA		0	8201.5	0	0	0	0	82.7	8284.2
DE DELAWARE (ST)		0	1201.1	0	0	0	0	68	1269.1
MD MARYLAND		20.4	6411.4	728.3	5158.5	127.5	0	191.6	12637.7
NJ NEW JERSEY		1303.3	73.3	0	0	3.7	0	1.1	1381.4
VA VIRGINIA		0	144.6	0	0	0	0	62.8	207.4
Waste Totals:		77796.4	111604.8	3108.2	5383.4	25792.9	46270.4	624.7	270580.8

Disposal Facility: 100594, MONROEVILLE LANDFILL

County/State that Generated Waste	Waste Type:	Municipal	Residual	Sewage Sludge	Processed Medical Waste	Construction	WTE Ash Residue	Asbestos	Total
02 ALLEGHENY		68328	22878.7	1016.6	843.9	15951.2	385.1	431	109834.5
03 ARMSTRONG		48.4	0	0	0	74.5	0	0	122.9
10 BUTLER		183.6	39.9	0	0	15	0	0	238.5
65 WESTMORELAND		3867	412.4	0	0	1640.1	0	0	5919.5
OH OHIO		0	105.6	0	0	0	0	0	105.6
WV WEST VIRGINIA		0	110.3	0	0	0	0	0	110.3
Waste Totals:		72427	23546.9	1016.6	843.9	17680.8	385.1	431	116331.3



Commonwealth of Pennsylvania
 Department of Environmental Protection
 Bureau of Waste Management
 Division of Reporting and Fee Collection

 Landfill Waste Receipts
 in Tons (2000 lbs.) of Waste

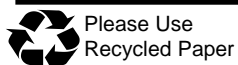
For Year: Quarter:
 2018 / 2

Disposal Facility: 101571, MOSTOLLER LANDFILL INC

County/State that Generated Waste	Waste Type:	Municipal	Residual	Sewage Sludge	Processed Medical Waste	Construction	WTE Ash Residue	Asbestos	Total
05 BEDFORD		669.2	0	18.8	0	0	0	0	688
07 BLAIR		5009.7	957.4	109.7	0	192.2	0	0	6269
11 CAMBRIA		5505.2	966.4	2455.9	0	153.5	0	2895.8	11976.8
16 CLARION		0	0	0	0	0	0	152.8	152.8
22 DAUPHIN		0	0	1035.8	0	0	0	0	1035.8
31 HUNTINGDON		15.5	170.5	0	0	0	0	0	186
32 INDIANA		5.7	0	0	0	69.3	0	104.1	179.1
56 SOMERSET		6877.8	393.3	250.9	0	775.5	0	2.1	8299.6
62 WARREN		3.9	0	0	0	0	0	0	3.9
65 WESTMORELAND		5566.6	10143.1	0	0	139.2	0	0	15848.9
MD MARYLAND		11522.8	4.6	0	0	0	0	0	11527.4
NY NEW YORK		0	0	1064.9	0	0	0	0	1064.9
Waste Totals:		35176.4	12635.3	4936	0	1329.7	0	3154.8	57232.2

Disposal Facility: 101100, MOUNTAIN VIEW RECLAMATION LANDFILL

County/State that Generated Waste	Waste Type:	Municipal	Residual	Sewage Sludge	Processed Medical Waste	Construction	WTE Ash Residue	Asbestos	Total
01 ADAMS		1475.9	1115	21.3	0	229.8	0	1.4	2843.4
05 BEDFORD		0	14.4	0	0	0	0	0	14.4
21 CUMBERLAND		5194.5	255.7	11.9	0	801.7	0	0	6263.8
22 DAUPHIN		0	3084.3	46.5	0	892.4	0	0	4023.2
28 FRANKLIN		7096.4	1321.3	357.8	0	1577.1	0	0	10352.6
29 FULTON		695.6	315.7	0	0	166.5	0	0	1177.8
50 PERRY		285.6	0	0	0	56.9	0	0	342.5
67 YORK		0	19.8	0	0	215.1	0	0	234.9
DE DELAWARE (ST)		0	1042.9	0	0	0	0	0	1042.9
MD MARYLAND		14800.4	8244.6	150.9	0	18802.6	0	0	41998.5
VA VIRGINIA		0	294	0	0	0	0	1.2	295.2
WV WEST VIRGINIA		11437.9	41.2	367.5	0	229.2	0	13	12088.8
Waste Totals:		40986.3	15748.9	955.9	0	22971.3	0	15.6	80678



Please Use
Recycled Paper

Phone: 717-783-9258
 Printed: 8/14/2018

Also visit our Internet WWW Site at: <http://www.dep.state.pa.us>

DISCLAIMER: While care has been taken in the preparation of this report, there is no warranty or guarantee as to the data, calculation or content accuracy. The Commonwealth reserves the right to update or change any data or presentation format without notice or liability.

Commonwealth of Pennsylvania
 Department of Environmental Protection
 Bureau of Waste Management
 Division of Reporting and Fee Collection

 Landfill Waste Receipts
 in Tons (2000 lbs.) of Waste

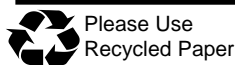
For Year: Quarter:
 2018 / 2

Disposal Facility: 100585, NORTHWEST SANITARY LANDFILL

County/State that Generated Waste	Waste Type:	Municipal	Residual	Sewage Sludge	Processed Medical Waste	Construction	WTE Ash Residue	Asbestos	Total
02 ALLEGHENY		918	0	0	0	112.8	0	0	1030.8
03 ARMSTRONG		1707.8	2931	0	0	74.6	0	0	4713.4
04 BEAVER		54.4	0	0	0	17.1	0	0	71.5
10 BUTLER		7331.7	6995.6	10.5	0	686	0	29.6	15053.4
16 CLARION		297.6	2915.1	0	0	91.3	0	0	3304
20 CRAWFORD		26.5	15.9	0	0	6.8	0	0	49.2
30 GREENE		0	0	0	0	33.5	0	0	33.5
32 INDIANA		0	0	0	0	18.1	0	0	18.1
33 JEFFERSON		0	0	0	0	82.6	0	0	82.6
37 LAWRENCE		2746.4	0	0	0	22.4	0	0	2768.8
43 MERCER		90.6	21.1	0	0	83.3	0	12.5	207.5
61 VENANGO		954.9	627.4	0	0	99.1	0	0	1681.4
Waste Totals:		14127.9	13506.1	10.5	0	1327.6	0	42.1	29014.2

Disposal Facility: 100346, PIONEER CROSSING LANDFILL

County/State that Generated Waste	Waste Type:	Municipal	Residual	Sewage Sludge	Processed Medical Waste	Construction	WTE Ash Residue	Asbestos	Total
06 BERKS		15403.5	7055.3	1215.2	0	544.1	0	0	24218.1
09 BUCKS		357.9	172.9	344.6	89.4	0	0	0	964.8
13 CARBON		0	0	0	472.5	0	0	0	472.5
15 CHESTER		555.7	212.4	0	0	146.7	0	0	914.8
23 DELAWARE		0	52.1	0	402.5	22.3	0	3.3	480.2
35 LACKAWANNA		0	0	0	0	3498	0	0	3498
36 LANCASTER		390.3	0	0	0	0.6	0	0	390.9
39 LEHIGH		1715	656.9	0	59.8	1	0	0	2432.7
46 MONTGOMERY		35773.4	2232.7	1603.2	0	83	55.3	0	39747.6
48 NORTHAMPTON		5.9	2903.6	0	904.1	42.2	0	0	3855.8
51 PHILADELPHIA		10.9	267.6	0	561.3	71.7	0	0	911.5
54 SCHUYLKILL		67.2	0	0	0	0	0	0	67.2
DE DELAWARE (ST)		0	300.3	0	0	0	0	0	300.3
NJ NEW JERSEY		1779.4	302.7	1158.1	0	0	0	0	3240.2
NY NEW YORK		21.4	410.9	0	0	0	0	0	432.3
Waste Totals:		56080.6	14567.4	4321.1	2489.6	4409.6	55.3	3.3	81926.9



Please Use
Recycled Paper

Phone: 717-783-9258
 Printed: 8/14/2018

Also visit our Internet WWW Site at: <http://www.dep.state.pa.us>

DISCLAIMER: While care has been taken in the preparation of this report, there is no warranty or guarantee as to the data, calculation or content accuracy. The Commonwealth reserves the right to update or change any data or presentation format without notice or liability.

Commonwealth of Pennsylvania
 Department of Environmental Protection
 Bureau of Waste Management
 Division of Reporting and Fee Collection

 Landfill Waste Receipts
 in Tons (2000 lbs.) of Waste

For Year: Quarter:
 2018 / 2

Disposal Facility: 101069, S.E.C.C.R.A. LANDFILL

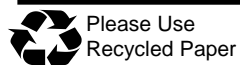
County/State that Generated Waste	Waste Type:	Municipal	Residual	Sewage Sludge	Processed Medical Waste	Construction	WTE Ash Residue	Asbestos	Total
15 CHESTER		19713.2	629.3	683	0	9499.1	0	0	30524.6
Waste Totals:		19713.2	629.3	683	0	9499.1	0	0	30524.6

Disposal Facility: 101538, SANDY RUN LANDFILL INC.

County/State that Generated Waste	Waste Type:	Municipal	Residual	Sewage Sludge	Processed Medical Waste	Construction	WTE Ash Residue	Asbestos	Total
05 BEDFORD		1719.3	43.9	63.8	0	70.5	0	0	1897.5
07 BLAIR		1012.2	90.4	45	0	29.4	0	0	1177
11 CAMBRIA		1.9	0	0	0	0	0	0	1.9
21 CUMBERLAND		4.7	0	0	0	0	0	0	4.7
29 FULTON		278.3	0	0	0	349.5	0	0	627.8
31 HUNTINGDON		850.4	0	101.2	0	0.1	0	0	951.7
WV WEST VIRGINIA		0	1799.5	0	0	0	0	0	1799.5
Waste Totals:		3866.8	1933.8	210	0	449.5	0	0	6460.1

Disposal Facility: 100403, SENECA LANDFILL INC

County/State that Generated Waste	Waste Type:	Municipal	Residual	Sewage Sludge	Processed Medical Waste	Construction	WTE Ash Residue	Asbestos	Total
02 ALLEGHENY		14220.8	10735.5	758.1	0	1504.2	0	0	27218.6
03 ARMSTRONG		1572	240.3	278	0	48.2	0	0	2138.5
04 BEAVER		17239.1	545.7	381.3	0	71	0	0	18237.1
10 BUTLER		22411	9972.4	771.6	0	2080.1	0	0	35235.1
16 CLARION		0	0	39.6	0	0	0	0	39.6
20 CRAWFORD		0	50.9	1252.4	0	0	0	0	1303.3
25 ERIE		0	0	96.7	0	0	0	0	96.7
27 FOREST		0	0	96	0	0	0	0	96
32 INDIANA		1.8	92.2	0	0	0	0	0	94
37 LAWRENCE		152.6	4046.1	27.6	0	27.1	0	0	4253.4
43 MERCER		31446.8	1690.1	505.1	0	1873.6	0	0	35515.6
61 VENANGO		0	357.2	416.7	0	375	0	0	1148.9
65 WESTMORELAND		1107.5	318.9	1045	0	52	0	0	2523.4
OH OHIO		16646.8	352.3	0	0	0	0	0	16999.1
Waste Totals:		104798.4	28401.6	5668.1	0	6031.2	0	0	144899.3



Please Use
Recycled Paper

Phone: 717-783-9258
 Printed: 8/14/2018

Also visit our Internet WWW Site at: <http://www.dep.state.pa.us>

DISCLAIMER: While care has been taken in the preparation of this report, there is no warranty or guarantee as to the data, calculation or content accuracy. The Commonwealth reserves the right to update or change any data or presentation format without notice or liability.

Commonwealth of Pennsylvania
 Department of Environmental Protection
 Bureau of Waste Management
 Division of Reporting and Fee Collection

 Landfill Waste Receipts
 in Tons (2000 lbs.) of Waste

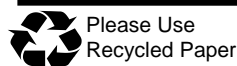
For Year: Quarter:
 2018 / 2

Disposal Facility: 100592, SOUTH HILLS LANDFILL INC

County/State that Generated Waste	Waste Type:	Municipal	Residual	Sewage Sludge	Processed Medical Waste	Construction	WTE Ash Residue	Asbestos	Total
02 ALLEGHENY		13937.5	7669.6	272.7	0	9412.9	0	0	31292.7
26 FAYETTE		262.5	0	0	0	29.7	0	0	292.2
63 WASHINGTON		3003.8	258	0	0	1411.8	0	0	4673.6
65 WESTMORELAND		0	0	0	0	14.4	0	0	14.4
OH OHIO		0	206.7	0	0	0	0	0	206.7
WV WEST VIRGINIA		0	106.3	0	0	0	0	0	106.3
Waste Totals:		17203.8	8240.6	272.7	0	10868.8	0	0	36585.9

Disposal Facility: 100081, SOUTHERN ALLEGHENIES LANDFILL INC

County/State that Generated Waste	Waste Type:	Municipal	Residual	Sewage Sludge	Processed Medical Waste	Construction	WTE Ash Residue	Asbestos	Total
02 ALLEGHENY		0	9.4	0	0	0	0	0	9.4
05 BEDFORD		11.7	196.3	0	0	14.5	0	9.5	232
07 BLAIR		41.5	141.6	0	0	0	0	0	183.1
11 CAMBRIA		11145.6	7535.7	201.3	0	1561.9	0	62.5	20507
17 CLEARFIELD		0	0	0	0	7.2	0	0	7.2
18 CLINTON		0	9.1	0	0	0	0	0	9.1
32 INDIANA		5.9	0	0	0	0	0	0	5.9
44 MIFFLIN		0	19.5	0	0	0	0	0	19.5
56 SOMERSET		4857.1	426	645.8	0	996.9	0	0	6925.8
65 WESTMORELAND		3.7	6	0	0	6.9	0	0	16.6
NY NEW YORK		3.5	0	0	0	0	0	35.8	39.3
Waste Totals:		16069	8343.6	847.1	0	2587.4	0	107.8	27954.9



Please Use
Recycled Paper

Phone: 717-783-9258
 Printed: 8/14/2018

Also visit our Internet WWW Site at: <http://www.dep.state.pa.us>

DISCLAIMER: While care has been taken in the preparation of this report, there is no warranty or guarantee as to the data, calculation or content accuracy. The Commonwealth reserves the right to update or change any data or presentation format without notice or liability.

Commonwealth of Pennsylvania
 Department of Environmental Protection
 Bureau of Waste Management
 Division of Reporting and Fee Collection

 Landfill Waste Receipts
 in Tons (2000 lbs.) of Waste

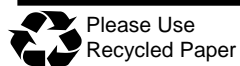
For Year: Quarter:
 2018 / 2

Disposal Facility: 100277, TERVITA SANITARY LANDFILL

County/State that Generated Waste	Waste Type:	Municipal	Residual	Sewage Sludge	Processed Medical Waste	Construction	WTE Ash Residue	Asbestos	Total
02 ALLEGHENY		9470	960.3	1880.4	0	1419.1	0	223.8	13953.6
03 ARMSTRONG		0	0	0	0	918.9	0	0	918.9
10 BUTLER		0	0	0	0	2.4	0	2.1	4.5
26 FAYETTE		5097.9	51.4	1152.6	0	1335.6	0	7.1	7644.6
30 GREENE		252.4	6022.6	0	0	538.7	0	0	6813.7
56 SOMERSET		4.5	0	0	0	0	0	0	4.5
63 WASHINGTON		11111	18324.9	221.2	0	2311.6	0	2.4	31971.1
65 WESTMORELAND		7139.2	1227.2	554.3	0	2492.4	0	88.1	11501.2
OH OHIO		0	166.4	0	0	0	0	0	166.4
WV WEST VIRGINIA		411.4	19726.3	0	0	132.7	0	0	20270.4
Waste Totals:		33486.4	46479.1	3808.5	0	9151.4	0	323.5	93248.9

Disposal Facility: 100280, VALLEY LANDFILL

County/State that Generated Waste	Waste Type:	Municipal	Residual	Sewage Sludge	Processed Medical Waste	Construction	WTE Ash Residue	Asbestos	Total
02 ALLEGHENY		6377.2	12392.3	306.5	0	2491.4	121.3	45.2	21733.9
03 ARMSTRONG		37.5	65.1	0	0	327.8	0	7.7	438.1
10 BUTLER		55.5	0	0	0	0	0	0	55.5
26 FAYETTE		105.4	24.1	0	0	8.8	0	0	138.3
32 INDIANA		8.7	45.1	0	0	298.4	0	0	352.2
33 JEFFERSON		0	2.5	0	0	0	0	0	2.5
65 WESTMORELAND		25395.6	7938.5	406.3	163.7	8448.6	0	0.6	42353.3
Waste Totals:		31979.9	20467.6	712.8	163.7	11575	121.3	53.5	65073.8



Please Use
Recycled Paper

Phone: 717-783-9258
 Printed: 8/14/2018

Also visit our Internet WWW Site at: <http://www.dep.state.pa.us>

DISCLAIMER: While care has been taken in the preparation of this report, there is no warranty or guarantee as to the data, calculation or content accuracy. The Commonwealth reserves the right to update or change any data or presentation format without notice or liability.

Commonwealth of Pennsylvania
 Department of Environmental Protection
 Bureau of Waste Management
 Division of Reporting and Fee Collection

 Landfill Waste Receipts
 in Tons (2000 lbs.) of Waste

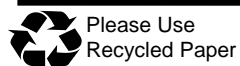
For Year: Quarter:
 2018 / 2

Disposal Facility: 100739, WESTERN BERKS COMMUNITY LANDFILL

County/State that Generated Waste	Waste Type:	Municipal	Residual	Sewage Sludge	Processed Medical Waste	Construction	WTE Ash Residue	Asbestos	Total
06 BERKS		15509.6	4211.5	4570	0	3898.7	0	93.8	28283.6
09 BUCKS		11.2	0	0	0	0	0	0	11.2
15 CHESTER		0	73.5	0	0	0	0	2.3	75.8
21 CUMBERLAND		0	19.8	0	0	0	0	0	19.8
23 DELAWARE		0	268	0	0	0	0	32.2	300.2
36 LANCASTER		0	0	0	0	0	0	0.9	0.9
39 LEHIGH		12118.4	4.1	0	0	23.1	0	0.3	12145.9
45 MONROE		0	0	0	0	44.6	0	44.1	88.7
46 MONTGOMERY		2810.9	1092.8	1149.6	0	414.7	0	1011.9	6479.9
48 NORTHAMPTON		8113.2	0	0	0	0	0	0	8113.2
51 PHILADELPHIA		0	96	0	0	0	0	896.8	992.8
67 YORK		0	1316.8	0	0	0	0	0	1316.8
MD MARYLAND		0	27.1	0	0	0	0	2.9	30
NJ NEW JERSEY		0	460.5	616.3	0	0.6	0	85.1	1162.5
NY NEW YORK		0	0	0	0	0	0	64.8	64.8
Waste Totals:		38563.3	7570.1	6335.9	0	4381.7	0	2235.1	59086.1

Disposal Facility: 400633, WHEELABRATOR FALLS INC

County/State that Generated Waste	Waste Type:	Municipal	Residual	Sewage Sludge	Processed Medical Waste	Construction	WTE Ash Residue	Asbestos	Total
06 BERKS		0	126.2	0	0	0	0	0	126.2
09 BUCKS		46748.8	209.9	0	0	3879.1	0	0	50837.8
13 CARBON		0	116.2	0	0	0	0	0	116.2
38 LEBANON		0	228.8	0	0	0	0	0	228.8
39 LEHIGH		0	65.3	0	0	0	0	0	65.3
40 LUZERNE		0	23.4	0	0	0	0	0	23.4
46 MONTGOMERY		1199.7	390.4	0	0	5.5	0	0	1595.6
51 PHILADELPHIA		23964.8	184.6	0	0	9.7	0	0	24159.1
DE DELAWARE (ST)		0	146	0	0	0	0	0	146
NJ NEW JERSEY		41044.1	1848.9	0	0	279.3	0	0	43172.3
NY NEW YORK		266.5	321	0	0	0	0	0	587.5
Waste Totals:		113223.9	3660.7	0	0	4173.6	0	0	121058.2



Please Use
Recycled Paper

Phone: 717-783-9258
 Printed: 8/14/2018

Also visit our Internet WWW Site at: <http://www.dep.state.pa.us>

DISCLAIMER: While care has been taken in the preparation of this report, there is no warranty or guarantee as to the data, calculation or content accuracy. The Commonwealth reserves the right to update or change any data or presentation format without notice or liability.

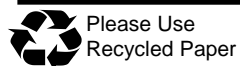
Commonwealth of Pennsylvania
 Department of Environmental Protection
 Bureau of Waste Management
 Division of Reporting and Fee Collection

 Landfill Waste Receipts
 in Tons (2000 lbs.) of Waste

For Year: Quarter:
 2018 / 2

Disposal Facility: 400561, YORK COUNTY RESOURCE RECOVERY CENTER

County/State that Generated Waste	Waste Type:	Municipal	Residual	Sewage Sludge	Processed Medical Waste	Construction	WTE Ash Residue	Asbestos	Total
01 ADAMS		2828.4	289.4	0	0	155.8	0	0	3273.6
06 BERKS		489	0	0	0	0	0	0	489
21 CUMBERLAND		2198.7	494.6	0	0	19.1	0	0	2712.4
22 DAUPHIN		0	3.3	0	0	0	0	0	3.3
28 FRANKLIN		80	0	0	0	0	0	0	80
38 LEBANON		0	844.5	0	0	0	0	0	844.5
44 MIFFLIN		0	158.2	0	0	0	0	0	158.2
51 PHILADELPHIA		0.6	0	0	0	0	0	0	0.6
67 YORK		90364.2	4996.3	0	0	6112.3	0	0	101472.8
MD MARYLAND		555.9	0	0	0	0	0	0	555.9
Waste Totals:		96516.8	6786.3	0	0	6287.2	0	0	109590.3



Please Use
Recycled Paper

Phone: 717-783-9258
 Printed: 8/14/2018

Also visit our Internet WWW Site at: <http://www.dep.state.pa.us>

DISCLAIMER: While care has been taken in the preparation of this report, there is no warranty or guarantee as to the data, calculation or content accuracy. The Commonwealth reserves the right to update or change any data or presentation format without notice or liability.