

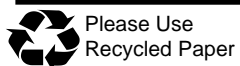
Commonwealth of Pennsylvania  
 Department of Environmental Protection  
 Bureau of Waste Management  
 Division of Reporting and Fee Collection

-----  
 Landfill Waste Receipts  
 in Tons (2000 lbs.) of Waste

For Year:   Quarter:  
 2018       /     1

Disposal Facility: 100419, ADVANCED DISPOSAL SERVICES CHESTNUT VALLEY LANDFILL INC

County/State that Generated Waste	Waste Type:	Municipal	Residual	Sewage Sludge	Processed Medical Waste	Construction	WTE Ash Residue	Asbestos	Total
02 ALLEGHENY		156.9	72.3	0	0	0	0	0	229.2
26 FAYETTE		12173.1	771.4	713.2	0	1269.4	0	0	14927.1
30 GREENE		2510.6	25359.8	284.1	0	776.2	0	0	28930.7
32 INDIANA		0	3.8	0	0	0	0	0	3.8
56 SOMERSET		151.8	0	0	0	0	0	0	151.8
63 WASHINGTON		23.5	445	0	0	32.2	0	0	500.7
65 WESTMORELAND		763.8	74	0	0	1.4	0	0	839.2
OH OHIO		0	2	0	0	4	0	0	6
WV WEST VIRGINIA		884.7	1068.3	0	0	332.3	0	1.1	2286.4
<b>Waste Totals:</b>		<b>16664.4</b>	<b>27796.6</b>	<b>997.3</b>	<b>0</b>	<b>2415.5</b>	<b>0</b>	<b>1.1</b>	<b>47874.9</b>



Please Use  
Recycled Paper

Phone: 717-783-9258  
 Printed: 5/1/2018

Also visit our Internet WWW Site at: <http://www.dep.state.pa.us>

DISCLAIMER: While care has been taken in the preparation of this report, there is no warranty or guarantee as to the data, calculation or content accuracy. The Commonwealth reserves the right to update or change any data or presentation format without notice or liability.

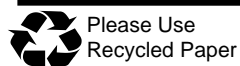
Commonwealth of Pennsylvania  
 Department of Environmental Protection  
 Bureau of Waste Management  
 Division of Reporting and Fee Collection

-----  
 Landfill Waste Receipts  
 in Tons (2000 lbs.) of Waste

For Year:   Quarter:  
 2018       /     1

Disposal Facility: 101397, ADVANCED DISPOSAL SERVICES GREENTREE LANDFILL LLC.

County/State that Generated Waste	Waste Type:	Municipal	Residual	Sewage Sludge	Processed Medical Waste	Construction	WTE Ash Residue	Asbestos	Total
02 ALLEGHENY		0	12.9	0	0	0	0	0	12.9
03 ARMSTRONG		0	41.5	13.2	0	0	0	0	54.7
07 BLAIR		14180.8	1233.5	0	0	0	0	6.4	15420.7
09 BUCKS		0	0	0	0	1106.8	0	0	1106.8
12 CAMERON		642.7	223.7	90.5	0	98.4	0	0	1055.3
14 CENTRE		24718.3	142.1	353.5	0	0	25.3	0	25239.2
16 CLARION		9248.8	5715.3	43.9	0	8.8	0	0	15016.8
17 CLEARFIELD		9758	1144.5	461.3	0	1530.2	0	0	12894
20 CRAWFORD		0	225.5	252.6	0	0	43.3	0	521.4
24 ELK		2191	2736.1	359.8	0	490.7	0	0	5777.6
25 ERIE		0	34.1	0	0	0	0	0	34.1
26 FAYETTE		0	7.5	0	0	0	0	0	7.5
27 FOREST		0	30.2	0	0	0	0	0	30.2
31 HUNTINGDON		0	0	22.5	0	0	0	0	22.5
32 INDIANA		0	5.7	0	0	0.2	0	0	5.9
33 JEFFERSON		4309.4	1429.4	225.4	0	233.5	0	0	6197.7
41 LYCOMING		0	23.2	0	0	0	0	0	23.2
42 MCKEAN		14.4	555.5	0	0	0	0	0	569.9
43 MERCER		0	11.1	0	0	0	0	0	11.1
48 NORTHAMPTON		98.2	0	0	0	0	0	0	98.2
51 PHILADELPHIA		0	218.8	0	0	0	0	0	218.8
53 POTTER		0	295.1	0	0	0	0	0	295.1
61 VENANGO		0	74	96.6	0	0	0	0	170.6
62 WARREN		10858.3	1126.1	10.1	0	0	0	0	11994.5
65 WESTMORELAND		0	5.9	0	0	0	0	0	5.9
CT CONNECTICUT		0	41.1	0	0	0	0	0	41.1
MA MASSACHUSETTS		13.1	0	0	0	0	0	0	13.1
NJ NEW JERSEY		12592.9	1886.9	0	0	0	0	0	14479.8
NY NEW YORK		18061.2	1993.9	633.9	0	0	0	0	20689
<b>Waste Totals:</b>		<b>106687.1</b>	<b>19213.6</b>	<b>2563.3</b>	<b>0</b>	<b>3468.6</b>	<b>68.6</b>	<b>6.4</b>	<b>132007.6</b>



Commonwealth of Pennsylvania  
 Department of Environmental Protection  
 Bureau of Waste Management  
 Division of Reporting and Fee Collection

-----  
 Landfill Waste Receipts  
 in Tons (2000 lbs.) of Waste

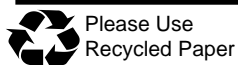
For Year:   Quarter:  
 2018       /     1

Disposal Facility: 100933, ALLIANCE SANITARY LANDFILL INC

County/State that Generated Waste	Waste Type:	Municipal	Residual	Sewage Sludge	Processed Medical Waste	Construction	WTE Ash Residue	Asbestos	Total
08 BRADFORD		303.5	161.9	0	0	0	0	0	465.4
35 LACKAWANNA		9044.4	10328.7	35.9	208.4	4208.6	0	153.6	23979.6
39 LEHIGH		0	1460.2	0	0	0	0	0	1460.2
40 LUZERNE		19242.6	1596.3	2998.2	0	615.5	0	885.7	25338.3
45 MONROE		3225.5	149.7	0	0	38	0	0	3413.2
48 NORTHAMPTON		0	13.3	0	0	0	0	0	13.3
52 PIKE		1709.9	0	0	0	1.5	0	0	1711.4
54 SCHUYLKILL		21.6	13.2	0	0	0	0	0	34.8
58 SUSQUEHANNA		1083.7	3742.8	138.3	0	28.1	0	0	4992.9
64 WAYNE		2644.5	49.5	0	0	0	0	0	2694
66 WYOMING		1601	0	0	0	45.3	0	0	1646.3
CT CONNECTICUT		0	0	0	0	204	0	92	296
MD MARYLAND		0	0	0	0	0	0	34.3	34.3
NJ NEW JERSEY		0	0	0	0	0	0	147.1	147.1
NY NEW YORK		680	22.4	0	0	0	0	67.3	769.7
<b>Waste Totals:</b>		<b>39556.7</b>	<b>17538</b>	<b>3172.4</b>	<b>208.4</b>	<b>5141</b>	<b>0</b>	<b>1380</b>	<b>66996.5</b>

Disposal Facility: 100172, ARDEN LANDFILL INC.

County/State that Generated Waste	Waste Type:	Municipal	Residual	Sewage Sludge	Processed Medical Waste	Construction	WTE Ash Residue	Asbestos	Total
02 ALLEGHENY		15318.3	1997	0	0	975.7	0	0	18291
04 BEAVER		15843.6	90.7	37.7	0	5.2	0	0	15977.2
10 BUTLER		50.9	0	0	0	2.6	0	0	53.5
26 FAYETTE		208.2	68.7	0	0	0	0	0	276.9
30 GREENE		1213.6	27515.5	0	213.2	1126	0	0	30068.3
32 INDIANA		0	18.8	0	0	0	0	0	18.8
43 MERCER		0	23.2	0	0	0	0	0	23.2
63 WASHINGTON		15088.6	41377.6	2047.6	166.9	2055.5	0	0	60736.2
65 WESTMORELAND		30.6	14.6	0	0	7.1	0	0	52.3
OH OHIO		236	2101.8	0	0	24.1	0	0	2361.9
WV WEST VIRGINIA		1613.6	12761.2	0	0	542	1061.6	0	15978.4
<b>Waste Totals:</b>		<b>49603.4</b>	<b>85969.1</b>	<b>2085.3</b>	<b>380.1</b>	<b>4738.2</b>	<b>1061.6</b>	<b>0</b>	<b>143837.7</b>



Commonwealth of Pennsylvania  
 Department of Environmental Protection  
 Bureau of Waste Management  
 Division of Reporting and Fee Collection

-----  
 Landfill Waste Receipts  
 in Tons (2000 lbs.) of Waste

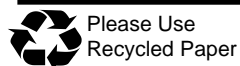
For Year:   Quarter:  
 2018     /     1

Disposal Facility: 100020, BETHLEHEM LANDFILL

County/State that Generated Waste	Waste Type:	Municipal	Residual	Sewage Sludge	Processed Medical Waste	Construction	WTE Ash Residue	Asbestos	Total
06 BERKS		302.8	0	0	0	6.7	0	0	309.5
09 BUCKS		3298.7	336.2	0	0	183.6	0	0	3818.5
39 LEHIGH		8662.5	773.3	0	0	585.6	0	204.7	10226.1
46 MONTGOMERY		14.7	16.8	0	0	1.8	0	0	33.3
48 NORTHAMPTON		17328.9	168.2	0	0	2121.6	0	0	19618.7
51 PHILADELPHIA		0	0	0	0	73.5	0	0	73.5
NJ NEW JERSEY		10662	1554.5	0	0	7213.7	0	139.6	19569.8
NY NEW YORK		41444.6	2033.2	229	0	1058.3	0	0	44765.1
<b>Waste Totals:</b>		<b>81714.2</b>	<b>4882.2</b>	<b>229</b>	<b>0</b>	<b>11244.8</b>	<b>0</b>	<b>344.3</b>	<b>98414.5</b>

Disposal Facility: 101243, BRADFORD COUNTY SANITARY LANDFILL

County/State that Generated Waste	Waste Type:	Municipal	Residual	Sewage Sludge	Processed Medical Waste	Construction	WTE Ash Residue	Asbestos	Total
08 BRADFORD		4683.5	4531.9	269.5	0	1833.9	0	0.3	11319.1
41 LYCOMING		0	50.2	0	0	0	0	0	50.2
53 POTTER		0	0	0	0	14.4	0	0	14.4
57 SULLIVAN		724.6	0	0	0	82.4	0	0	807
58 SUSQUEHANNA		9470.5	0	0	0	82.1	0	0	9552.6
59 TIOGA		3764.3	6068.4	445.9	0	198.4	0	0	10477
66 WYOMING		0.5	44.3	0	0	7.5	0	0	52.3
<b>Waste Totals:</b>		<b>18643.4</b>	<b>10694.8</b>	<b>715.4</b>	<b>0</b>	<b>2218.7</b>	<b>0</b>	<b>0.3</b>	<b>32272.6</b>



Please Use  
Recycled Paper

Phone: 717-783-9258  
 Printed: 5/1/2018

Also visit our Internet WWW Site at: <http://www.dep.state.pa.us>

DISCLAIMER: While care has been taken in the preparation of this report, there is no warranty or guarantee as to the data, calculation or content accuracy. The Commonwealth reserves the right to update or change any data or presentation format without notice or liability.

Commonwealth of Pennsylvania  
 Department of Environmental Protection  
 Bureau of Waste Management  
 Division of Reporting and Fee Collection

-----  
 Landfill Waste Receipts  
 in Tons (2000 lbs.) of Waste

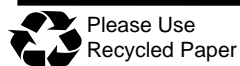
For Year:   Quarter:  
 2018     /     1

Disposal Facility: 100361, Casella McKean County Landfill

County/State that Generated Waste	Waste Type:	Municipal	Residual	Sewage Sludge	Processed Medical Waste	Construction	WTE Ash Residue	Asbestos	Total
12 CAMERON		0	22.6	0	0	46.2	0	0	68.8
24 ELK		1780.7	8190.6	963.9	0	314.5	0	0	11249.7
27 FOREST		40.4	0	0	0	16.3	0	0	56.7
33 JEFFERSON		42.3	0	0	0	0	0	0	42.3
42 MCKEAN		3301.2	1504.1	1432.1	0	1157.4	1091.7	0	8486.5
53 POTTER		0	5.2	0	0	97.6	0	0	102.8
61 VENANGO		0	5.8	0	0	0	0	0	5.8
62 WARREN		8.3	0	342.8	0	121.9	0	0	473
CT CONNECTICUT		0	0	0	0	0	0	12.7	12.7
NY NEW YORK		0	133.3	0	0	0	0	0	133.3
<b>Waste Totals:</b>		<b>5172.9</b>	<b>9861.6</b>	<b>2738.8</b>	<b>0</b>	<b>1753.9</b>	<b>1091.7</b>	<b>12.7</b>	<b>20631.6</b>

Disposal Facility: 100944, CHESTER COUNTY SWA LANCHESTER LANDFILL

County/State that Generated Waste	Waste Type:	Municipal	Residual	Sewage Sludge	Processed Medical Waste	Construction	WTE Ash Residue	Asbestos	Total
06 BERKS		2606	170.2	0	0	1235.2	3234.8	0	7246.2
15 CHESTER		49411.6	2797.9	2202.1	0	6425.1	0	5.4	60842.1
22 DAUPHIN		4.1	0	0	0	0	0	0	4.1
23 DELAWARE		1	0	0	0	10.8	0	0	11.8
36 LANCASTER		58	60.2	0	0	92.3	0	0	210.5
38 LEBANON		0	13.7	0	0	0	0	0	13.7
46 MONTGOMERY		1040.8	0	0	0	166.6	7418.4	0.2	8626
51 PHILADELPHIA		0	0	0	0	187.8	0	0	187.8
NJ NEW JERSEY		0	11103.1	0	0	0	0	0	11103.1
<b>Waste Totals:</b>		<b>53121.5</b>	<b>14145.1</b>	<b>2202.1</b>	<b>0</b>	<b>8117.8</b>	<b>10653.2</b>	<b>5.6</b>	<b>88245.3</b>



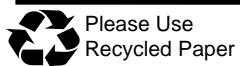
Commonwealth of Pennsylvania  
 Department of Environmental Protection  
 Bureau of Waste Management  
 Division of Reporting and Fee Collection

-----  
 Landfill Waste Receipts  
 in Tons (2000 lbs.) of Waste

For Year:   Quarter:  
 2018       /     1

Disposal Facility: 100022, CHRIN BROTHERS SANITARY LANDFILL

County/State that Generated Waste	Waste Type:	Municipal	Residual	Sewage Sludge	Processed Medical Waste	Construction	WTE Ash Residue	Asbestos	Total
06 BERKS		8.1	0	0	0	14.2	0	3.9	26.2
08 BRADFORD		0	0	0	0	2.1	0	0	2.1
09 BUCKS		428.6	0	0	0	331	0	0	759.6
13 CARBON		135.1	0	0	0	89.4	0	0	224.5
39 LEHIGH		6579.8	162.2	0	0	2761.6	0	10.2	9513.8
45 MONROE		20	0	0	0	0	0	0	20
46 MONTGOMERY		10.7	0	0	0	0.8	0	0	11.5
48 NORTHAMPTON		13552	1220.8	1103.8	0	6471.7	0	13.7	22362
52 PIKE		0	0	0	0	3.6	0	1.8	5.4
64 WAYNE		0	0	0	0	0	0	0	0
NJ NEW JERSEY		1745.6	12.2	0	0	163.8	0	56	1977.6
<b>Waste Totals:</b>		<b>22479.9</b>	<b>1395.2</b>	<b>1103.8</b>	<b>0</b>	<b>9838.2</b>	<b>0</b>	<b>85.6</b>	<b>34902.7</b>



Please Use  
Recycled Paper

Phone: 717-783-9258  
 Printed: 5/1/2018

Also visit our Internet WWW Site at: <http://www.dep.state.pa.us>

DISCLAIMER: While care has been taken in the preparation of this report, there is no warranty or guarantee as to the data, calculation or content accuracy. The Commonwealth reserves the right to update or change any data or presentation format without notice or liability.

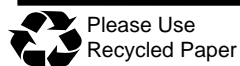
Commonwealth of Pennsylvania  
 Department of Environmental Protection  
 Bureau of Waste Management  
 Division of Reporting and Fee Collection

-----  
 Landfill Waste Receipts  
 in Tons (2000 lbs.) of Waste

For Year:   Quarter:  
 2018       /     1

Disposal Facility: 100955, CLINTON COUNTY SWA WAYNE TOWNSHIP LANDFILL

County/State that Generated Waste	Waste Type:	Municipal	Residual	Sewage Sludge	Processed Medical Waste	Construction	WTE Ash Residue	Asbestos	Total
02 ALLEGHENY		0	0	0	0	0	0	0.6	0.6
06 BERKS		0	0	0	0	41	0	0.2	41.2
07 BLAIR		0	30.4	0	0	133.4	0	19.2	183
08 BRADFORD		0	398.5	0	0	483.7	0	0	882.2
11 CAMBRIA		0	1.9	0	0	0	0	0	1.9
12 CAMERON		6.3	0.3	0	0	0	0	0.1	6.7
14 CENTRE		675	103.6	458.5	0	13.9	0	268	1519
16 CLARION		0	0.1	0	0	0	0	0.1	0.2
17 CLEARFIELD		432.1	32.3	16	0	7.8	0	2.3	490.5
18 CLINTON		6955.3	6734.4	814.6	0	937.3	0	1	15442.6
19 COLUMBIA		10	1916.1	0	0	184.3	0	4	2114.4
21 CUMBERLAND		0	5624	0	0	0	0	8.2	5632.2
24 ELK		0	0.1	0	0	0	0	0.8	0.9
28 FRANKLIN		0	0.1	0	0	0	0	0.5	0.6
31 HUNTINGDON		18.5	7.7	0	0	19.7	0	0	45.9
32 INDIANA		0	1.1	0	0	0	0	0	1.1
34 JUNIATA		2255.2	754.3	0	0	284.5	0	0	3294
35 LACKAWANNA		0	8.1	0	0	0	0	1	9.1
36 LANCASTER		0	0	0	0	0	0	54.2	54.2
38 LEBANON		0	4.8	0	0	0	0	25.9	30.7
40 LUZERNE		7110.6	377.4	40.7	0	0	0	0	7528.7
41 LYCOMING		3926.5	10752.8	99	0	1256	0	25.5	16059.8
42 MCKEAN		0	0	0	0	0	0	1.3	1.3
44 MIFFLIN		5098.5	404.1	183.2	0	941.7	0	0	6627.5
45 MONROE		0	0.8	0	0	0	0	0	0.8
47 MONTOUR		4.4	0	0	0	14.6	0	0	19
49 NORTHUMBERLAND		2519.2	44.7	726.7	0	40.6	0	0	3331.2
50 PERRY		1843.2	0.5	0	0	73.7	0	0	1917.4
51 PHILADELPHIA		0	0	0	0	59	0	0	59
53 POTTER		0	35.9	0	0	0	0	0.1	36
54 SCHUYLKILL		0	0	0	0	393.1	0	8.8	401.9
55 SNYDER		508	5.3	0	0	42.4	0	0	555.7
57 SULLIVAN		4.4	19.1	0	0	0	0	0	23.5
58 SUSQUEHANNA		0	9.1	0	0	0	0	0	9.1
59 TIOGA		5.9	1150.3	0	0	11.9	0	0	1168.1



Commonwealth of Pennsylvania  
 Department of Environmental Protection  
 Bureau of Waste Management  
 Division of Reporting and Fee Collection

-----  
 Landfill Waste Receipts  
 in Tons (2000 lbs.) of Waste

For Year:    Quarter:  
 2018       /       1

60 UNION	125.1	39.1	0	0	0	0	2.6	166.8
65 WESTMORELAND	0	0	0	0	0	0	1	1
66 WYOMING	23.1	146.9	0	0	0	0	5.5	175.5
67 YORK	0	0	0	0	0	0	0.3	0.3
CT CONNECTICUT	0	0	0	0	0	0	60.1	60.1
MD MARYLAND	0	233.7	0	0	0	0	0	233.7
NJ NEW JERSEY	100.4	47.7	0	0	0	0	0	148.1
OH OHIO	0	47.9	0	0	0	0	0	47.9
WV WEST VIRGINIA	0	128.8	0	0	0	0	0	128.8
<b>Waste Totals:</b>	<b>31621.7</b>	<b>29061.9</b>	<b>2338.7</b>	<b>0</b>	<b>4938.6</b>	<b>0</b>	<b>491.3</b>	<b>68452.2</b>

Disposal Facility: 101615, COMMONWEALTH ENVIRONMENTAL SYSTEMS LANDFILL

County/State that Generated Waste	Waste Type:	Municipal	Residual	Sewage Sludge	Processed Medical Waste	Construction	WTE Ash Residue	Asbestos	Total
06 BERKS		7642.2	1023.3	45.6	0	905.9	0	0	9617
09 BUCKS		0	392.1	0	0	0	0	0	392.1
13 CARBON		3545.1	0	0	0	186.1	0	0	3731.2
22 DAUPHIN		0	269.5	16.9	0	419.6	0	0	706
38 LEBANON		0	362.9	0	0	0	0	0	362.9
39 LEHIGH		3445.9	0	0	0	42.6	0	0	3488.5
40 LUZERNE		6357.1	1372.5	1999	70.2	183.8	0	0	9982.6
48 NORTHAMPTON		167.8	0	0	0	0	0	0	167.8
49 NORTHUMBERLAND		5981	94.5	0	0	23.8	0	0	6099.3
51 PHILADELPHIA		556.6	0	0	0	673.8	0	0	1230.4
54 SCHUYLKILL		37513.2	4625.6	535.6	54.1	3767.9	0	0	46496.4
CT CONNECTICUT		47.2	0	0	0	23.8	0	0	71
NJ NEW JERSEY		17565.1	875.9	0	0	8747.2	0	0	27188.2
NY NEW YORK		28123.2	2086.2	7072.8	0	1616.3	0	0	38898.5
<b>Waste Totals:</b>		<b>110944.4</b>	<b>11102.5</b>	<b>9669.9</b>	<b>124.3</b>	<b>16590.8</b>	<b>0</b>	<b>0</b>	<b>148431.9</b>



Commonwealth of Pennsylvania  
 Department of Environmental Protection  
 Bureau of Waste Management  
 Division of Reporting and Fee Collection

-----  
 Landfill Waste Receipts  
 in Tons (2000 lbs.) of Waste

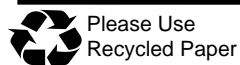
For Year:   Quarter:  
 2018       /     1

Disposal Facility: 101509, CONNESTOGA LANDFILL

County/State that Generated Waste	Waste Type:	Municipal	Residual	Sewage Sludge	Processed Medical Waste	Construction	WTE Ash Residue	Asbestos	Total
06 BERKS		17276.7	9638.3	132.3	3868.8	1060.3	0	108	32084.4
09 BUCKS		20162.7	357.1	0	0	0	0	0	20519.8
15 CHESTER		0	6234.5	0	0	4.2	0	110.9	6349.6
23 DELAWARE		30.6	2678.5	468.4	16.6	174.7	0	48.1	3416.9
36 LANCASTER		0	1031.4	0	0	0	0	0	1031.4
38 LEBANON		0	661.6	0	0	0	0	0	661.6
39 LEHIGH		8872.4	32.8	0	0	0	0	0	8905.2
46 MONTGOMERY		5225.7	22493.8	0	0	801.4	0	58.6	28579.5
48 NORTHAMPTON		0	68.1	0	0	0	0	0	68.1
51 PHILADELPHIA		4146.5	9356.9	0	45	1961.9	0	83	15593.3
CT CONNECTICUT		0	107.1	0	0	0	0	0	107.1
DE DELAWARE (ST)		35.6	2530.5	0	0	0	0	8.8	2574.9
MD MARYLAND		0	37.4	0	0	0	0	0	37.4
NJ NEW JERSEY		65032.2	18118	0	0	10280.9	0	57.5	93488.6
NY NEW YORK		3078	477.1	0	0	23.1	0	0	3578.2
<b>Waste Totals:</b>		<b>123860.4</b>	<b>73823.1</b>	<b>600.7</b>	<b>3930.4</b>	<b>14306.5</b>	<b>0</b>	<b>474.9</b>	<b>216996</b>

Disposal Facility: 400593, COVANTA DELAWARE VALLEY

County/State that Generated Waste	Waste Type:	Municipal	Residual	Sewage Sludge	Processed Medical Waste	Construction	WTE Ash Residue	Asbestos	Total
09 BUCKS		0	224.3	0	0	0	0	0	224.3
23 DELAWARE		68807.4	465.2	0	0	0	0	0	69272.6
39 LEHIGH		0	38.1	0	0	0	0	0	38.1
51 PHILADELPHIA		105226.7	896.6	0	0	0	0	0	106123.3
67 YORK		0	11.8	0	0	0	0	0	11.8
DE DELAWARE (ST)		40075.8	472.1	0	0	0	0	0	40547.9
MD MARYLAND		4389	19.6	0	0	0	0	0	4408.6
NC NORTH CAROLINA		276.6	303	0	0	0	0	0	579.6
NJ NEW JERSEY		59784.5	631.7	0	0	0	0	0	60416.2
NY NEW YORK		14698.3	0	0	0	0	0	0	14698.3
VA VIRGINIA		0	310.3	0	0	0	0	0	310.3
<b>Waste Totals:</b>		<b>293258.3</b>	<b>3372.7</b>	<b>0</b>	<b>0</b>	<b>0</b>	<b>0</b>	<b>0</b>	<b>296631</b>



Please Use  
Recycled Paper

Phone: 717-783-9258  
 Printed: 5/1/2018

Also visit our Internet WWW Site at: <http://www.dep.state.pa.us>

DISCLAIMER: While care has been taken in the preparation of this report, there is no warranty or guarantee as to the data, calculation or content accuracy. The Commonwealth reserves the right to update or change any data or presentation format without notice or liability.

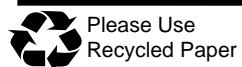
Commonwealth of Pennsylvania  
 Department of Environmental Protection  
 Bureau of Waste Management  
 Division of Reporting and Fee Collection

-----  
 Landfill Waste Receipts  
 in Tons (2000 lbs.) of Waste

For Year:   Quarter:  
 2018     /     1

Disposal Facility: 400558, COVANTA PLYMOUTH RENEWABLE ENERGY

County/State that Generated Waste	Waste Type:	Municipal	Residual	Sewage Sludge	Processed Medical Waste	Construction	WTE Ash Residue	Asbestos	Total
06 BERKS		83.8	123.7	0	0	0	0	0	207.5
09 BUCKS		8460.1	509.4	0	0	0	0	0	8969.5
15 CHESTER		176.1	99.6	0	0	0	0	0	275.7
23 DELAWARE		1438.4	0	0	0	0	0	0	1438.4
39 LEHIGH		2659.9	869.3	0	0	0	0	0	3529.2
46 MONTGOMERY		71559.3	2672.4	0	0	0	0	0	74231.7
48 NORTHAMPTON		342.7	169	0	0	0	0	0	511.7
51 PHILADELPHIA		11031.2	4	0	0	0	0	0	11035.2
<b>Waste Totals:</b>		<b>95751.5</b>	<b>4447.4</b>	<b>0</b>	<b>0</b>	<b>0</b>	<b>0</b>	<b>0</b>	<b>100198.9</b>



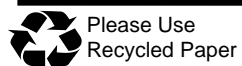
Commonwealth of Pennsylvania  
 Department of Environmental Protection  
 Bureau of Waste Management  
 Division of Reporting and Fee Collection

-----  
 Landfill Waste Receipts  
 in Tons (2000 lbs.) of Waste

For Year:   Quarter:  
 2018       /     1

Disposal Facility: 100945, CUMBERLAND COUNTY LANDFILL

County/State that Generated Waste	Waste Type:	Municipal	Residual	Sewage Sludge	Processed Medical Waste	Construction	WTE Ash Residue	Asbestos	Total
01 ADAMS		1310.4	267.1	0	0	19.9	0	0	1597.4
05 BEDFORD		6755	815.6	0	0	0	0	2	7572.6
07 BLAIR		0	578.5	0	0	0	0	0	578.5
09 BUCKS		0	16.5	18.2	0	0	0	0	34.7
19 COLUMBIA		0	0	0	0	0	0	4	4
21 CUMBERLAND		6539.9	3966	1210.4	0	10874.5	0	74.5	22665.3
22 DAUPHIN		0	6654.6	165	0	60.2	0	10.3	6890.1
28 FRANKLIN		869.5	621.2	2.9	0	19.3	0	48.3	1561.2
29 FULTON		0	0	0	0	0	0	1.9	1.9
31 HUNTINGDON		6500.1	347.1	0	0	443.4	0	0	7290.6
34 JUNIATA		0	1585	0	0	81	0	0	1666
36 LANCASTER		0	0	113.2	0	0	0	0	113.2
38 LEBANON		0	2529.6	0	0	0	0	0	2529.6
39 LEHIGH		349.7	0	0	0	0	0	0	349.7
46 MONTGOMERY		0	99.3	180.1	0	0	0	0	279.4
48 NORTHAMPTON		20.5	0	0	0	0	0	0	20.5
50 PERRY		186.9	18.4	164.9	0	541.3	0	11.6	923.1
51 PHILADELPHIA		0	690.5	0	0	0	0	23.1	713.6
67 YORK		0	3731	274.7	0	172.1	0	0	4177.8
CT CONNECTICUT		0	73.5	0	0	0	0	0	73.5
DC DISRICT OF COLUMBIA		0	21.4	0	0	0	0	0	21.4
MD MARYLAND		24344	274	2706	0	0	0	4.6	27328.6
NJ NEW JERSEY		51035	744.3	0	0	0	0	132.4	51911.7
NY NEW YORK		0	40.6	12805.9	0	0	0	11.4	12857.9
VA VIRGINIA		1.6	0	0	0	0	0	0	1.6
WV WEST VIRGINIA		0	2334	0	0	0	0	0	2334
<b>Waste Totals:</b>		<b>97912.6</b>	<b>25408.2</b>	<b>17641.3</b>	<b>0</b>	<b>12211.7</b>	<b>0</b>	<b>324.1</b>	<b>153497.9</b>



Please Use  
Recycled Paper

Phone: 717-783-9258  
 Printed: 5/1/2018

Also visit our Internet WWW Site at: <http://www.dep.state.pa.us>

DISCLAIMER: While care has been taken in the preparation of this report, there is no warranty or guarantee as to the data, calculation or content accuracy. The Commonwealth reserves the right to update or change any data or presentation format without notice or liability.

Commonwealth of Pennsylvania  
 Department of Environmental Protection  
 Bureau of Waste Management  
 Division of Reporting and Fee Collection

-----  
 Landfill Waste Receipts  
 in Tons (2000 lbs.) of Waste

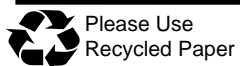
For Year:   Quarter:  
 2018     /     1

Disposal Facility: 100345, DELAWARE COUNTY SWA ROLLING HILLS LANDFILL

County/State that Generated Waste	Waste Type:	Municipal	Residual	Sewage Sludge	Processed Medical Waste	Construction	WTE Ash Residue	Asbestos	Total
06 BERKS		12671	12501.5	29.2	0	1492.2	0	0.9	26694.8
09 BUCKS		0	0	0	0	7641.1	0	0	7641.1
15 CHESTER		240.3	0	0	0	114.8	0	0	355.1
23 DELAWARE		400.2	0	0	0	0	90620.7	0	91020.9
46 MONTGOMERY		3283.8	485.3	0	0	5444	17630	0	26843.1
51 PHILADELPHIA		0	0	0	0	5336.9	0	0	5336.9
NJ NEW JERSEY		0	16785.5	0	0	3171.4	0	0	19956.9
NY NEW YORK		0	10876.5	0	0	0	0	0	10876.5
<b>Waste Totals:</b>		<b>16595.3</b>	<b>40648.8</b>	<b>29.2</b>	<b>0</b>	<b>23200.4</b>	<b>108250.7</b>	<b>0.9</b>	<b>188725.3</b>

Disposal Facility: 100434, EVERGREEN LANDFILL

County/State that Generated Waste	Waste Type:	Municipal	Residual	Sewage Sludge	Processed Medical Waste	Construction	WTE Ash Residue	Asbestos	Total
02 ALLEGHENY		0	0	0	0	0.5	0	0	0.5
03 ARMSTRONG		2819.1	184.2	0	0	9.9	0	0	3013.2
10 BUTLER		0	57.1	0	0	0	0	0	57.1
11 CAMBRIA		27.1	3.7	0	0	47.2	0	0	78
26 FAYETTE		5.7	0	0	0	2.5	0	0	8.2
32 INDIANA		8442.9	1277.4	581.3	0	1739.4	0	0	12041
33 JEFFERSON		484.3	5.4	267.4	0	6.3	0	0	763.4
65 WESTMORELAND		3170.5	693	305.3	0	117.3	0	0	4286.1
<b>Waste Totals:</b>		<b>14949.6</b>	<b>2220.8</b>	<b>1154</b>	<b>0</b>	<b>1923.1</b>	<b>0</b>	<b>0</b>	<b>20247.5</b>



Please Use  
Recycled Paper

Phone: 717-783-9258  
 Printed: 5/1/2018

Also visit our Internet WWW Site at: <http://www.dep.state.pa.us>

DISCLAIMER: While care has been taken in the preparation of this report, there is no warranty or guarantee as to the data, calculation or content accuracy. The Commonwealth reserves the right to update or change any data or presentation format without notice or liability.

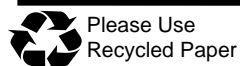
Commonwealth of Pennsylvania  
 Department of Environmental Protection  
 Bureau of Waste Management  
 Division of Reporting and Fee Collection

-----  
 Landfill Waste Receipts  
 in Tons (2000 lbs.) of Waste

For Year:   Quarter:  
 2018       /     1

Disposal Facility: 101699, FAIRLESS LANDFILL

County/State that Generated Waste	Waste Type:	Municipal	Residual	Sewage Sludge	Processed Medical Waste	Construction	WTE Ash Residue	Asbestos	Total
02 ALLEGHENY		4.2	7.1	0	0	18.3	0	0	29.6
06 BERKS		57	35.9	5.4	0	0	0	0	98.3
09 BUCKS		16456.7	41373.7	1876.5	162.4	4921.4	31809.7	17.1	96617.5
13 CARBON		17.9	13.9	0	0	0	0	0	31.8
15 CHESTER		40.5	7.5	0	0	0	0	0	48
21 CUMBERLAND		4.5	0	0	0	0	0	0	4.5
22 DAUPHIN		0	0	0	0	186.2	0	0	186.2
23 DELAWARE		29720.2	24.5	75.4	0	4.9	0	7.6	29832.6
35 LACKAWANNA		13.7	0	0	0	0	0	0	13.7
39 LEHIGH		984.7	0	0	0	0	0	0	984.7
46 MONTGOMERY		5501.6	1524.5	1106.3	77.8	54.2	26.2	22.8	8313.4
48 NORTHAMPTON		3.3	0	0	0	0	0	0	3.3
51 PHILADELPHIA		103211.6	1418.2	2621.8	292.7	1812.2	0	36.1	109392.6
DC DISRICT OF COLUMBIA		0	0	0	0	41	0	0	41
DE DELAWARE (ST)		0	2355.7	0	0	126.5	0	31.8	2514
MD MARYLAND		0	0	0	0	6.2	0	0	6.2
NC NORTH CAROLINA		0	15.7	0	0	2.4	0	0	18.1
NH NEW HAMPSHIRE		0	1.8	0	0	24.8	0	0	26.6
NJ NEW JERSEY		182945.7	49610.7	3419.8	0	118489.6	3770.1	763.4	358999.3
NY NEW YORK		203269.6	2656.7	0	36.2	32229.7	0	3087	241279.2
<b>Waste Totals:</b>		<b>542231.2</b>	<b>99045.9</b>	<b>9105.2</b>	<b>569.1</b>	<b>157917.4</b>	<b>35606</b>	<b>3965.8</b>	<b>848440.6</b>



Please Use  
Recycled Paper

Phone: 717-783-9258  
 Printed: 5/1/2018

Also visit our Internet WWW Site at: <http://www.dep.state.pa.us>

DISCLAIMER: While care has been taken in the preparation of this report, there is no warranty or guarantee as to the data, calculation or content accuracy. The Commonwealth reserves the right to update or change any data or presentation format without notice or liability.

Commonwealth of Pennsylvania  
 Department of Environmental Protection  
 Bureau of Waste Management  
 Division of Reporting and Fee Collection

-----  
 Landfill Waste Receipts  
 in Tons (2000 lbs.) of Waste

For Year:   Quarter:  
 2018       /     1

Disposal Facility: 100265, GRAND CENTRAL SANITARY LANDFILL INC

County/State that Generated Waste	Waste Type:	Municipal	Residual	Sewage Sludge	Processed Medical Waste	Construction	WTE Ash Residue	Asbestos	Total
06 BERKS		586.7	75.3	0	0	0	0	0	662
09 BUCKS		28.3	10.9	0	44.4	0	0	0	83.6
13 CARBON		1813.5	4.4	181.9	0	78.9	0	0	2078.7
39 LEHIGH		19621.7	688.4	226	183.7	68.3	0	0	20788.1
40 LUZERNE		13.1	0	0	0	0	0	0	13.1
45 MONROE		21492.4	784.3	994.9	1800.9	3733.6	0	0	28806.1
46 MONTGOMERY		28.2	0	10.2	0	488.8	0	2.1	529.3
48 NORTHAMPTON		25656.3	2373.2	973.8	19.5	1244.7	0	0	30267.5
52 PIKE		565.9	0	0	0	107.5	0	0	673.4
64 WAYNE		3.2	0	0	0	0	0	0	3.2
MA MASSACHUSETTS		0	109	0	0	0	0	0	109
NJ NEW JERSEY		32401.6	3749	676.9	0	2380.3	22349	182.3	61739.1
NY NEW YORK		2363.2	0	0	124.5	317.4	0	12.2	2817.3
<b>Waste Totals:</b>		<b>104574.1</b>	<b>7794.5</b>	<b>3063.7</b>	<b>2173</b>	<b>8419.5</b>	<b>22349</b>	<b>196.6</b>	<b>148570.4</b>

Disposal Facility: 101544, GREATER LEBANON REFUSE AUTHORITY LANDFILL

County/State that Generated Waste	Waste Type:	Municipal	Residual	Sewage Sludge	Processed Medical Waste	Construction	WTE Ash Residue	Asbestos	Total
38 LEBANON		19539.5	6604.1	815.1	0	4624	0	0	31582.7
<b>Waste Totals:</b>		<b>19539.5</b>	<b>6604.1</b>	<b>815.1</b>	<b>0</b>	<b>4624</b>	<b>0</b>	<b>0</b>	<b>31582.7</b>

Commonwealth of Pennsylvania  
 Department of Environmental Protection  
 Bureau of Waste Management  
 Division of Reporting and Fee Collection

-----  
 Landfill Waste Receipts  
 in Tons (2000 lbs.) of Waste

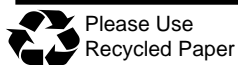
For Year:   Quarter:  
 2018       /     1

Disposal Facility: 100281, GREENRIDGE RECLAMATION LANDFILL

County/State that Generated Waste	Waste Type:	Municipal	Residual	Sewage Sludge	Processed Medical Waste	Construction	WTE Ash Residue	Asbestos	Total
02 ALLEGHENY		15298.6	2973.3	1555.4	0	852.3	0	7.6	20687.2
10 BUTLER		0	0	81.8	0	0	0	0	81.8
26 FAYETTE		766.5	118.4	124.8	0	126.1	0	0	1135.8
30 GREENE		0	0	0	0	4.6	0	0	4.6
32 INDIANA		0	5.7	0	0	0	0	142.1	147.8
56 SOMERSET		512.8	0	0	0	25.6	0	0	538.4
63 WASHINGTON		533.1	76.6	651.1	0	21.1	0	0	1281.9
65 WESTMORELAND		15046.6	8972.4	4676.7	0	2416.7	0	11.8	31124.2
KY KENTUCKY		0	0	0	0	0	0	0.1	0.1
WV WEST VIRGINIA		13.2	4909.9	0	588.3	0	0	18.3	5529.7
<b>Waste Totals:</b>		<b>32170.8</b>	<b>17056.3</b>	<b>7089.8</b>	<b>588.3</b>	<b>3446.4</b>	<b>0</b>	<b>179.9</b>	<b>60531.5</b>

Disposal Facility: 100934, IESI PA BLUE RIDGE LANDFILL CORP

County/State that Generated Waste	Waste Type:	Municipal	Residual	Sewage Sludge	Processed Medical Waste	Construction	WTE Ash Residue	Asbestos	Total
01 ADAMS		5856.7	475.3	0	0	1438.2	0	0	7770.2
21 CUMBERLAND		4705.8	385.7	261.8	0	1185	0	0	6538.3
22 DAUPHIN		0	0	0	0	10.3	0	0	10.3
28 FRANKLIN		17355.4	5512.6	2551.4	0	2271.8	0	23	27714.2
29 FULTON		21.9	0	0	0	60.7	0	0	82.6
31 HUNTINGDON		62.8	0	0	0	0	0	0	62.8
36 LANCASTER		0	112.6	0	0	0	0	0	112.6
50 PERRY		18.6	0	0	0	4.2	0	0	22.8
67 YORK		0	42.4	0	0	29.4	0	0	71.8
DC DISRICT OF COLUMBIA		22439	228.3	0	0	0	0	0	22667.3
MD MARYLAND		82477.7	3203.4	34.3	0	907.6	0	0	86623
NJ NEW JERSEY		0	99.3	0	0	0	0	0	99.3
NY NEW YORK		21145.4	0	0	0	0	0	0	21145.4
WV WEST VIRGINIA		5146.1	0	0	0	5.7	0	0	5151.8
<b>Waste Totals:</b>		<b>159229.4</b>	<b>10059.6</b>	<b>2847.5</b>	<b>0</b>	<b>5912.9</b>	<b>0</b>	<b>23</b>	<b>178072.4</b>



Please Use  
Recycled Paper

Phone: 717-783-9258  
 Printed: 5/1/2018

Also visit our Internet WWW Site at: <http://www.dep.state.pa.us>

DISCLAIMER: While care has been taken in the preparation of this report, there is no warranty or guarantee as to the data, calculation or content accuracy. The Commonwealth reserves the right to update or change any data or presentation format without notice or liability.

Commonwealth of Pennsylvania  
 Department of Environmental Protection  
 Bureau of Waste Management  
 Division of Reporting and Fee Collection

-----  
 Landfill Waste Receipts  
 in Tons (2000 lbs.) of Waste

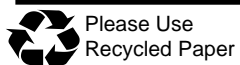
For Year:   Quarter:  
 2018       /     1

Disposal Facility: 100620, IMPERIAL LANDFILL

County/State that Generated Waste	Waste Type:	Municipal	Residual	Sewage Sludge	Processed Medical Waste	Construction	WTE Ash Residue	Asbestos	Total
02 ALLEGHENY		71289.9	9604.2	3768.6	0	4657.4	2089.8	1915.9	93325.8
03 ARMSTRONG		1.9	0	0	0	0	0	5.7	7.6
04 BEAVER		1514.4	1779.1	1428	0	478.6	0	15.4	5215.5
07 BLAIR		0	0	0	0	0	0	0.4	0.4
10 BUTLER		1129	284.3	0	0	102.7	0	6.8	1522.8
25 ERIE		0	0	0	0	0	0	5.4	5.4
26 FAYETTE		41.6	0	0	0	1.3	0	7.5	50.4
30 GREENE		0	67.8	0	0	0	0	29.6	97.4
33 JEFFERSON		0	3	0	0	0	0	0	3
37 LAWRENCE		0	0	0	0	6.2	0	2.4	8.6
42 MCKEAN		8.7	0	0	0	0	0	0.3	9
63 WASHINGTON		3620.6	8235.5	8888.9	0	859.5	0	14.9	21619.4
65 WESTMORELAND		26.8	665.7	0	0	0	0	26.6	719.1
CT CONNECTICUT		0	7.7	0	0	0	0	8.1	15.8
NY NEW YORK		0	385.8	0	0	0	0	0	385.8
OH OHIO		0	8915.9	91.2	0	0	0	29.4	9036.5
WV WEST VIRGINIA		2443.9	1737.9	61.7	0	8	0	40.6	4292.1
<b>Waste Totals:</b>		<b>80076.8</b>	<b>31686.9</b>	<b>14238.4</b>	<b>0</b>	<b>6113.7</b>	<b>2089.8</b>	<b>2109</b>	<b>136314.6</b>

Disposal Facility: 101439, JOSEPH J BRUNNER INC LANDFILL

County/State that Generated Waste	Waste Type:	Municipal	Residual	Sewage Sludge	Processed Medical Waste	Construction	WTE Ash Residue	Asbestos	Total
02 ALLEGHENY		4615.7	0	217.9	0	0	0	48.5	4882.1
03 ARMSTRONG		0	0	0	0	0	0	1.3	1.3
04 BEAVER		5520.2	1897.7	1567	0	0	0	0	8984.9
10 BUTLER		1153.1	45	59.2	0	0	0	1	1258.3
37 LAWRENCE		9.5	0	8.4	0	0	0	0	17.9
63 WASHINGTON		0	0	0	0	0	0	1.2	1.2
<b>Waste Totals:</b>		<b>11298.5</b>	<b>1942.7</b>	<b>1852.5</b>	<b>0</b>	<b>0</b>	<b>0</b>	<b>52</b>	<b>15145.7</b>





Commonwealth of Pennsylvania  
 Department of Environmental Protection  
 Bureau of Waste Management  
 Division of Reporting and Fee Collection

-----  
 Landfill Waste Receipts  
 in Tons (2000 lbs.) of Waste

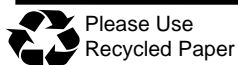
For Year:   Quarter:  
 2018     /     1

Disposal Facility: 100663, KELLY RUN SANITATION INC LANDFILL

County/State that Generated Waste	Waste Type:	Municipal	Residual	Sewage Sludge	Processed Medical Waste	Construction	WTE Ash Residue	Asbestos	Total
02 ALLEGHENY		11940.5	4759.1	0	0	1518.1	0	0	18217.7
26 FAYETTE		1008.1	45.1	258.2	0	43.3	0	0	1354.7
30 GREENE		95.4	4422.5	0	0	17	0	0	4534.9
63 WASHINGTON		1693.6	555.8	0	0	122	0	0	2371.4
65 WESTMORELAND		2028.4	10.1	0	0	142.4	0	0	2180.9
OH OHIO		0	134.1	0	0	0	0	0	134.1
WV WEST VIRGINIA		0	16.4	0	0	0	0	0	16.4
<b>Waste Totals:</b>		<b>16766</b>	<b>9943.1</b>	<b>258.2</b>	<b>0</b>	<b>1842.8</b>	<b>0</b>	<b>0</b>	<b>28810.1</b>

Disposal Facility: 101247, KEYSTONE SANITARY LANDFILL

County/State that Generated Waste	Waste Type:	Municipal	Residual	Sewage Sludge	Processed Medical Waste	Construction	WTE Ash Residue	Asbestos	Total
08 BRADFORD		0	10.2	0	0	0	0	0	10.2
13 CARBON		71.5	0	0	0	0	0	0	71.5
19 COLUMBIA		0	5.9	0	0	0	0	0	5.9
35 LACKAWANNA		35771.2	2248.4	6308.3	0	2325.3	0	1.2	46654.4
39 LEHIGH		22.2	0	0	0	0	0	0	22.2
40 LUZERNE		17004.9	1558.4	1527.1	0	1892.2	0	0	21982.6
45 MONROE		2432.7	144.4	591.4	0	0	0	0	3168.5
46 MONTGOMERY		225.4	0	0	0	0	0	0	225.4
48 NORTHAMPTON		0	0	217.4	0	0	0	0	217.4
49 NORTHUMBERLAND		0	0	0	0	105.4	0	0	105.4
52 PIKE		4628.8	38.2	464	0	14.7	0	0	5145.7
54 SCHUYLKILL		229.7	0	0	0	0	0	0	229.7
58 SUSQUEHANNA		2756.6	41768.6	0	0	725.8	0	0	45251
60 UNION		0	0	0	0	4	0	0	4
64 WAYNE		95.3	0	357.8	0	166.1	0	0	619.2
66 WYOMING		855.3	43.7	104.3	0	174.4	0	0	1177.7
CT CONNECTICUT		4137.1	0	0	0	0	0	0	4137.1
NJ NEW JERSEY		95725.6	4021.4	0	0	479.9	0	0	100226.9
NY NEW YORK		160378.4	1412	0	0	0	0	0	161790.4
<b>Waste Totals:</b>		<b>324334.7</b>	<b>51251.2</b>	<b>9570.3</b>	<b>0</b>	<b>5887.8</b>	<b>0</b>	<b>1.2</b>	<b>391045.2</b>



Please Use  
Recycled Paper

Phone: 717-783-9258  
 Printed: 5/1/2018

Also visit our Internet WWW Site at: <http://www.dep.state.pa.us>

DISCLAIMER: While care has been taken in the preparation of this report, there is no warranty or guarantee as to the data, calculation or content accuracy. The Commonwealth reserves the right to update or change any data or presentation format without notice or liability.

Commonwealth of Pennsylvania  
 Department of Environmental Protection  
 Bureau of Waste Management  
 Division of Reporting and Fee Collection

-----  
 Landfill Waste Receipts  
 in Tons (2000 lbs.) of Waste

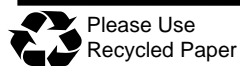
For Year:   Quarter:  
 2018     /     1

Disposal Facility: 100329, LAKE VIEW LANDFILL

County/State that Generated Waste	Waste Type:	Municipal	Residual	Sewage Sludge	Processed Medical Waste	Construction	WTE Ash Residue	Asbestos	Total
20 CRAWFORD		2060.2	950.6	0	0	178.3	0	0	3189.1
25 ERIE		24008.1	4455.6	2826.3	0	2031.7	538.4	39.9	33900
43 MERCER		3323.2	0	0	0	0	0	0	3323.2
61 VENANGO		0	198	0	0	0	0	0	198
62 WARREN		0	13.4	0	0	0	0	3.9	17.3
NY NEW YORK		6.4	0	0	0	0	0	0	6.4
<b>Waste Totals:</b>		<b>29397.9</b>	<b>5617.6</b>	<b>2826.3</b>	<b>0</b>	<b>2210</b>	<b>538.4</b>	<b>43.8</b>	<b>40634</b>

Disposal Facility: 101534, LAUREL HIGHLANDS LANDFILL INC

County/State that Generated Waste	Waste Type:	Municipal	Residual	Sewage Sludge	Processed Medical Waste	Construction	WTE Ash Residue	Asbestos	Total
05 BEDFORD		8.5	3.2	0	0	0	0	0	11.7
07 BLAIR		5311	4271.3	2841.9	0	321.1	0	0	12745.3
11 CAMBRIA		6572	296.3	1092.7	0	1008.6	0	0	8969.6
17 CLEARFIELD		0	0	36.2	0	3.2	0	0	39.4
31 HUNTINGDON		0	254.3	0	0	0	0	0	254.3
32 INDIANA		232.7	0	0	0	88	0	0	320.7
33 JEFFERSON		57.2	0	0	0	29.7	0	0	86.9
56 SOMERSET		0.5	0	0	0	0	0	0	0.5
65 WESTMORELAND		65.2	273.4	0	0	2.9	0	0	341.5
<b>Waste Totals:</b>		<b>12247.1</b>	<b>5098.5</b>	<b>3970.8</b>	<b>0</b>	<b>1453.5</b>	<b>0</b>	<b>0</b>	<b>22769.9</b>



Commonwealth of Pennsylvania  
 Department of Environmental Protection  
 Bureau of Waste Management  
 Division of Reporting and Fee Collection

-----  
 Landfill Waste Receipts  
 in Tons (2000 lbs.) of Waste

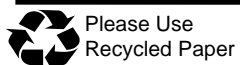
For Year:   Quarter:  
 2018       /     1

Disposal Facility: 100758, LCSWMA - Susq. Resource Mgmt Complex

County/State that Generated Waste	Waste Type:	Municipal	Residual	Sewage Sludge	Processed Medical Waste	Construction	WTE Ash Residue	Asbestos	Total
02 ALLEGHENY		0	65.3	0	0	0	0	0	65.3
06 BERKS		2058	0	0	0	0	0	0	2058
10 BUTLER		0	104.2	0	0	0	0	0	104.2
18 CLINTON		0	165.8	0	0	0	0	0	165.8
19 COLUMBIA		0	30	0	0	0	0	0	30
21 CUMBERLAND		10970.5	63.9	0	0	1026.6	0	0	12061
22 DAUPHIN		41691.4	1455.3	0	0	4555.9	0	0	47702.6
26 FAYETTE		0	7.7	0	0	0	0	0	7.7
28 FRANKLIN		19.3	100.1	0	0	0	0	0	119.4
36 LANCASTER		147.6	0	0	0	0	0	0	147.6
40 LUZERNE		0	358.4	0	0	0	0	0	358.4
41 LYCOMING		0	21.1	0	0	0	0	0	21.1
49 NORTHUMBERLAND		0	5.1	0	0	0	0	0	5.1
50 PERRY		471.7	60.9	0	0	6.4	0	0	539
51 PHILADELPHIA		1677.1	0	0	0	0	0	0	1677.1
54 SCHUYLKILL		23.9	44.8	0	0	0	0	0	68.7
65 WESTMORELAND		0	14.4	0	0	0	0	0	14.4
67 YORK		0	0	0	0	138	0	0	138
MD MARYLAND		0	24.3	0	0	0	0	0	24.3
NJ NEW JERSEY		2206.7	0	0	0	0	0	0	2206.7
<b>Waste Totals:</b>		<b>59266.2</b>	<b>2521.3</b>	<b>0</b>	<b>0</b>	<b>5726.9</b>	<b>0</b>	<b>0</b>	<b>67514.4</b>

Disposal Facility: 101389, LCSWMA FREY FARM LANDFILL

County/State that Generated Waste	Waste Type:	Municipal	Residual	Sewage Sludge	Processed Medical Waste	Construction	WTE Ash Residue	Asbestos	Total
22 DAUPHIN		0	0	0	0	4451.5	17001.3	0	21452.8
36 LANCASTER		6955.7	24960.1	6385.3	160.1	16578.4	23836.3	3.4	78879.3
38 LEBANON		0	419.6	0	0	0	0	0	419.6
67 YORK		0.9	2647.7	0	0	135.8	0	0	2784.4
DE DELAWARE (ST)		0	29	0	0	0	0	0	29
<b>Waste Totals:</b>		<b>6956.6</b>	<b>28056.4</b>	<b>6385.3</b>	<b>160.1</b>	<b>21165.7</b>	<b>40837.6</b>	<b>3.4</b>	<b>103565.1</b>



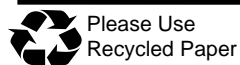
Commonwealth of Pennsylvania  
 Department of Environmental Protection  
 Bureau of Waste Management  
 Division of Reporting and Fee Collection

-----  
 Landfill Waste Receipts  
 in Tons (2000 lbs.) of Waste

For Year:    Quarter:  
 2018       /       1

Disposal Facility: 400592, LCSWMA RESOURCE RECOVERY FACILITY

County/State that Generated Waste	Waste Type:	Municipal	Residual	Sewage Sludge	Processed Medical Waste	Construction	WTE Ash Residue	Asbestos	Total
06 BERKS		2149.9	221.8	0	0	0	0	0	2371.7
07 BLAIR		0	15.4	0	0	0	0	0	15.4
09 BUCKS		0	769.4	0	0	0	0	0	769.4
11 CAMBRIA		0	18.3	0	0	0	0	0	18.3
13 CARBON		0	20.1	0	0	0	0	0	20.1
14 CENTRE		0	14.4	0	0	0	0	0	14.4
15 CHESTER		0	112	0	0	0	0	0	112
18 CLINTON		0	30.3	0	0	0	0	0	30.3
19 COLUMBIA		0	219.7	0	0	0	0	0	219.7
21 CUMBERLAND		961	20.2	0	0	0	0	0	981.2
22 DAUPHIN		4025.7	823	0	0	0	0	0	4848.7
36 LANCASTER		76780.5	10853.6	1635.4	0	84.8	0	0	89354.3
38 LEBANON		0	405.3	0	0	0	0	0	405.3
39 LEHIGH		0	1397.3	0	0	0	0	0	1397.3
45 MONROE		0	62.4	0	0	0	0	0	62.4
46 MONTGOMERY		0	391.3	0	0	0	0	0	391.3
47 MONTOUR		0	11.4	0	0	0	0	0	11.4
48 NORTHAMPTON		0	63.8	0	0	0	0	0	63.8
49 NORTHUMBERLAND		0	38.1	0	0	0	0	0	38.1
51 PHILADELPHIA		1587.6	8.9	0	0	0	0	0	1596.5
54 SCHUYLKILL		0	10.3	0	0	0	0	0	10.3
65 WESTMORELAND		0	1.4	0	0	0	0	0	1.4
66 WYOMING		0	571.8	0	0	0	0	0	571.8
67 YORK		914.7	45.6	0	0	0	0	0	960.3
DE DELAWARE (ST)		0	161.2	0	0	0	0	0	161.2
FL FLORIDA		0	15.7	0	0	0	0	0	15.7
IL ILLINOIS		0	55.9	0	0	0	0	0	55.9
LA LOUISIANA		0	33.5	0	0	0	0	0	33.5
MD MARYLAND		0	52.1	0	0	0	0	0	52.1
NC NORTH CAROLINA		0	548.5	0	0	0	0	0	548.5
NJ NEW JERSEY		1160.3	140.6	0	0	0	0	0	1300.9
NY NEW YORK		0	89.6	0	0	0	0	0	89.6
WI WISCONSIN		0	0.7	0	0	0	0	0	0.7
<b>Waste Totals:</b>		<b>87579.7</b>	<b>17223.6</b>	<b>1635.4</b>	<b>0</b>	<b>84.8</b>	<b>0</b>	<b>0</b>	<b>106523.5</b>



Commonwealth of Pennsylvania  
 Department of Environmental Protection  
 Bureau of Waste Management  
 Division of Reporting and Fee Collection

-----  
 Landfill Waste Receipts  
 in Tons (2000 lbs.) of Waste

For Year:   Quarter:  
 2018       /     1

Disposal Facility: 100963, LYCOMING COUNTY RESOURCE MANAGEMENT SERVICES LANDFILL

County/State that Generated Waste	Waste Type:	Municipal	Residual	Sewage Sludge	Processed Medical Waste	Construction	WTE Ash Residue	Asbestos	Total
06 BERKS		0	0.1	0	0	0	0	0	0.1
13 CARBON		0	7.6	0	0	0	0	0	7.6
18 CLINTON		0.6	1	0	0	3.1	0	0	4.7
19 COLUMBIA		11326.2	2470.6	2300.5	0	2910.8	0	0	19008.1
22 DAUPHIN		18.1	0	0	0	0	0	0	18.1
34 JUNIATA		0	0	0	0	2.5	0	0	2.5
35 LACKAWANNA		0	1.4	0	0	0	0	0	1.4
40 LUZERNE		13.7	29.8	0	0	0	0	0	43.5
41 LYCOMING		12537.4	3765	2159	0	474.8	0	0.1	18936.3
46 MONTGOMERY		0	7.6	0	0	0	0	0	7.6
47 MONTOUR		2102.5	555.4	32.8	132.5	242	0	1.2	3066.4
49 NORTHUMBERLAND		4253.2	3266.2	1212.9	0	225	0	4.3	8961.6
52 PIKE		138.8	0	0	0	0	0	0	138.8
54 SCHUYLKILL		8.2	14.6	142.5	0	30.5	0	94	289.8
55 SNYDER		2636.3	931.9	381.4	0	174.4	20.6	2.3	4146.9
57 SULLIVAN		14.5	0	0	0	0	0	0	14.5
58 SUSQUEHANNA		0	26.2	0	0	0	0	0	26.2
59 TIOGA		0.8	0	0	0	0	0	0	0.8
60 UNION		5135.7	1822.8	981.1	0	269.1	6.4	0.2	8215.3
NJ NEW JERSEY		0	8.7	0	0	0	0	0	8.7
<b>Waste Totals:</b>		<b>38186</b>	<b>12908.9</b>	<b>7210.2</b>	<b>132.5</b>	<b>4332.2</b>	<b>27</b>	<b>102.1</b>	<b>62898.9</b>

Commonwealth of Pennsylvania  
 Department of Environmental Protection  
 Bureau of Waste Management  
 Division of Reporting and Fee Collection

-----  
 Landfill Waste Receipts  
 in Tons (2000 lbs.) of Waste

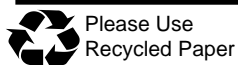
For Year:   Quarter:  
 2018       /     1

Disposal Facility: 100113, MODERN LANDFILL

County/State that Generated Waste	Waste Type:	Municipal	Residual	Sewage Sludge	Processed Medical Waste	Construction	WTE Ash Residue	Asbestos	Total
01 ADAMS		426.4	412.1	117.7	0	370.8	0	0	1327
15 CHESTER		0	9.3	0	0	0	0	0	9.3
21 CUMBERLAND		6201.4	549.5	289.6	0	1807.3	0	48.5	8896.3
22 DAUPHIN		0	1494	74.7	266.7	1027.8	0	106.1	2969.3
23 DELAWARE		0	160.7	0	0	0	0	0	160.7
29 FULTON		0	18.1	0	0	0	0	0	18.1
36 LANCASTER		0	11153.2	0	0	0	0	0	11153.2
38 LEBANON		0	2580.7	0	0	0	0	14.1	2594.8
39 LEHIGH		0	42.1	0	0	0	0	0	42.1
44 MIFFLIN		0	1238.6	0	0	0	0	0	1238.6
46 MONTGOMERY		16708.3	145.3	0	0	8378.5	0	42.6	25274.7
51 PHILADELPHIA		36283.9	189.1	0	0	22.7	0	0	36495.7
54 SCHUYLKILL		0	15.1	0	0	0	0	0	15.1
67 YORK		49.1	49211.1	624.3	0	5138.7	37589.5	70.4	92683.1
CT CONNECTICUT		0	1563.6	595.3	0	0	0	44.8	2203.7
DC DISRICT OF COLUMBIA		0	7418.9	0	0	0	0	45.3	7464.2
DE DELAWARE (ST)		0	4313.3	0	0	0	0	74.9	4388.2
MD MARYLAND		66.4	5606.3	172.9	4782.1	44.5	0	251.7	10923.9
NJ NEW JERSEY		762.8	43.8	0	0	0	0	0	806.6
VA VIRGINIA		0	27	0	0	0	0	122.8	149.8
WV WEST VIRGINIA		0	22.8	0	0	0	0	0	22.8
<b>Waste Totals:</b>		<b>60498.3</b>	<b>86214.6</b>	<b>1874.5</b>	<b>5048.8</b>	<b>16790.3</b>	<b>37589.5</b>	<b>821.2</b>	<b>208837.2</b>

Disposal Facility: 100594, MONROEVILLE LANDFILL

County/State that Generated Waste	Waste Type:	Municipal	Residual	Sewage Sludge	Processed Medical Waste	Construction	WTE Ash Residue	Asbestos	Total
02 ALLEGHENY		58958.7	24513	1407.1	731.2	12561.4	226.8	0	98398.2
03 ARMSTRONG		55.3	0	0	0	15.7	0	0	71
10 BUTLER		91.3	74.9	0	0	16	0	0	182.2
65 WESTMORELAND		2744.9	84.3	0	0	874.2	0	0	3703.4
WV WEST VIRGINIA		0	58.5	0	0	0	0	0	58.5
<b>Waste Totals:</b>		<b>61850.2</b>	<b>24730.7</b>	<b>1407.1</b>	<b>731.2</b>	<b>13467.3</b>	<b>226.8</b>	<b>0</b>	<b>102413.3</b>



Please Use  
Recycled Paper

Phone: 717-783-9258  
 Printed: 5/1/2018

Also visit our Internet WWW Site at: <http://www.dep.state.pa.us>

DISCLAIMER: While care has been taken in the preparation of this report, there is no warranty or guarantee as to the data, calculation or content accuracy. The Commonwealth reserves the right to update or change any data or presentation format without notice or liability.

Commonwealth of Pennsylvania  
 Department of Environmental Protection  
 Bureau of Waste Management  
 Division of Reporting and Fee Collection

-----  
 Landfill Waste Receipts  
 in Tons (2000 lbs.) of Waste

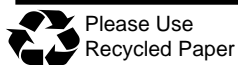
For Year:   Quarter:  
 2018       /     1

Disposal Facility: 101571, MOSTOLLER LANDFILL INC

County/State that Generated Waste	Waste Type:	Municipal	Residual	Sewage Sludge	Processed Medical Waste	Construction	WTE Ash Residue	Asbestos	Total
05 BEDFORD		446.8	0	0	0	1.2	0	0	448
07 BLAIR		3518	365.7	83	0	323	0	0	4289.7
11 CAMBRIA		4518.7	60.8	1680.5	0	202.5	0	3334.5	9797
22 DAUPHIN		0	0	247.6	0	0	0	0	247.6
31 HUNTINGDON		4	67.2	0	0	35.9	0	0	107.1
32 INDIANA		6.3	0	0	0	37.5	0	159.9	203.7
56 SOMERSET		5596.3	877.4	266.5	0	510.8	0	0	7251
65 WESTMORELAND		4077.9	6822	0	0	21.7	0	0	10921.6
MD MARYLAND		9029.7	0	0	0	1.1	0	13.9	9044.7
NY NEW YORK		0	0	1945.4	0	0	0	0	1945.4
<b>Waste Totals:</b>		<b>27197.7</b>	<b>8193.1</b>	<b>4223</b>	<b>0</b>	<b>1133.7</b>	<b>0</b>	<b>3508.3</b>	<b>44255.8</b>

Disposal Facility: 101100, MOUNTAIN VIEW RECLAMATION LANDFILL

County/State that Generated Waste	Waste Type:	Municipal	Residual	Sewage Sludge	Processed Medical Waste	Construction	WTE Ash Residue	Asbestos	Total
01 ADAMS		1199.7	1095	25.9	0	78	0	0	2398.6
05 BEDFORD		0	6.7	0	0	0	0	0	6.7
21 CUMBERLAND		4952.1	229	0	0	664	0	0	5845.1
22 DAUPHIN		0	2567.9	44.7	0.3	870.5	0	0	3483.4
28 FRANKLIN		5454.9	1265.3	512.8	0	1107.9	0	0	8340.9
29 FULTON		475	289.5	0	0	147.9	0	0	912.4
50 PERRY		254	0	0	0	0	0	0	254
67 YORK		0	34.2	0	0	200.3	0	0	234.5
DE DELAWARE (ST)		0	813.3	0	0	0	0	0	813.3
MD MARYLAND		7714.6	9193.8	202.1	0	6525.2	0	1715.5	25351.2
VA VIRGINIA		0	307.1	0	0	0	0	0	307.1
WV WEST VIRGINIA		5608.6	88.8	298.4	0	177.1	0	2.1	6175
<b>Waste Totals:</b>		<b>25658.9</b>	<b>15890.6</b>	<b>1083.9</b>	<b>0.3</b>	<b>9770.9</b>	<b>0</b>	<b>1717.6</b>	<b>54122.2</b>



Please Use  
Recycled Paper

Phone: 717-783-9258  
 Printed: 5/1/2018

Also visit our Internet WWW Site at: <http://www.dep.state.pa.us>

DISCLAIMER: While care has been taken in the preparation of this report, there is no warranty or guarantee as to the data, calculation or content accuracy. The Commonwealth reserves the right to update or change any data or presentation format without notice or liability.

Commonwealth of Pennsylvania  
 Department of Environmental Protection  
 Bureau of Waste Management  
 Division of Reporting and Fee Collection

-----  
 Landfill Waste Receipts  
 in Tons (2000 lbs.) of Waste

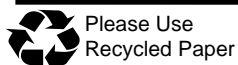
For Year:   Quarter:  
 2018       /     1

Disposal Facility: 100585, NORTHWEST SANITARY LANDFILL

County/State that Generated Waste	Waste Type:	Municipal	Residual	Sewage Sludge	Processed Medical Waste	Construction	WTE Ash Residue	Asbestos	Total
02 ALLEGHENY		687.9	29.1	0	0	200.5	0	0	917.5
03 ARMSTRONG		1489.6	669.7	0	0	108.9	0	0	2268.2
04 BEAVER		10.7	0	0	0	0	0	0	10.7
07 BLAIR		7.4	0	0	0	0	0	0	7.4
10 BUTLER		6376.6	21692.4	0	0	555.5	0	11.1	28635.6
16 CLARION		300.3	1496.5	6.4	0	44.3	0	0	1847.5
20 CRAWFORD		17.8	19.4	0	0	1.9	0	0	39.1
30 GREENE		0	0	0	0	66.1	0	0	66.1
32 INDIANA		0	0	0	0	10	0	0	10
37 LAWRENCE		2402.5	14.3	0	0	47.6	0	0	2464.4
43 MERCER		114.8	32.4	0	0	92.5	0	10.6	250.3
61 VENANGO		835.2	631.8	0	0	24.4	0	517.5	2008.9
<b>Waste Totals:</b>		<b>12242.8</b>	<b>24585.6</b>	<b>6.4</b>	<b>0</b>	<b>1151.7</b>	<b>0</b>	<b>539.2</b>	<b>38525.7</b>

Disposal Facility: 100346, PIONEER CROSSING LANDFILL

County/State that Generated Waste	Waste Type:	Municipal	Residual	Sewage Sludge	Processed Medical Waste	Construction	WTE Ash Residue	Asbestos	Total
06 BERKS		13002.6	12442.2	1672.9	0	235.7	0	0	27353.4
09 BUCKS		291.2	200.1	424.2	98.1	0	0	0	1013.6
13 CARBON		0	0	0	445.6	0	0	0	445.6
15 CHESTER		440.6	169.6	0	0	66.4	0	0	676.6
23 DELAWARE		55.8	1.1	0	416.2	54.5	0	0	527.6
36 LANCASTER		169.9	0	0	0	0	0	0	169.9
39 LEHIGH		963.5	1227.2	0	54	0	0	0	2244.7
46 MONTGOMERY		10741	1489.4	1233.2	0	112.8	54.4	0	13630.8
48 NORTHAMPTON		0	1530.2	348.1	611.9	0	0	0	2490.2
51 PHILADELPHIA		39.3	276.7	0	493	242.2	0	0	1051.2
54 SCHUYLKILL		66.3	0	0	0	0	0	0	66.3
DE DELAWARE (ST)		0	242.1	0	0	0	0	0	242.1
NJ NEW JERSEY		1591	470.3	1981.4	0	1.1	0	0	4043.8
NY NEW YORK		25.5	614.6	3113	0	0	0	0	3753.1
<b>Waste Totals:</b>		<b>27386.7</b>	<b>18663.5</b>	<b>8772.8</b>	<b>2118.8</b>	<b>712.7</b>	<b>54.4</b>	<b>0</b>	<b>57708.9</b>



Please Use  
Recycled Paper

Phone: 717-783-9258  
 Printed: 5/1/2018

Also visit our Internet WWW Site at: <http://www.dep.state.pa.us>

DISCLAIMER: While care has been taken in the preparation of this report, there is no warranty or guarantee as to the data, calculation or content accuracy. The Commonwealth reserves the right to update or change any data or presentation format without notice or liability.



Commonwealth of Pennsylvania  
 Department of Environmental Protection  
 Bureau of Waste Management  
 Division of Reporting and Fee Collection

-----  
 Landfill Waste Receipts  
 in Tons (2000 lbs.) of Waste

For Year:   Quarter:  
 2018     /     1

Disposal Facility: 101069, S.E.C.C.R.A. LANDFILL

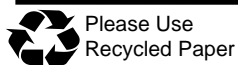
County/State that Generated Waste	Waste Type:	Municipal	Residual	Sewage Sludge	Processed Medical Waste	Construction	WTE Ash Residue	Asbestos	Total
15 CHESTER		16452.8	592.2	763.9	0	5995.5	0	0	23804.4
<b>Waste Totals:</b>		<b>16452.8</b>	<b>592.2</b>	<b>763.9</b>	<b>0</b>	<b>5995.5</b>	<b>0</b>	<b>0</b>	<b>23804.4</b>

Disposal Facility: 101538, SANDY RUN LANDFILL INC.

County/State that Generated Waste	Waste Type:	Municipal	Residual	Sewage Sludge	Processed Medical Waste	Construction	WTE Ash Residue	Asbestos	Total
05 BEDFORD		1260.7	639	73.9	0	177.3	0	0	2150.9
07 BLAIR		553	74.7	49	0	81.6	0	0	758.3
29 FULTON		193.6	0	0	0	9.2	0	0	202.8
31 HUNTINGDON		572.1	8.5	108.3	0	46.4	0	0	735.3
WV WEST VIRGINIA		0	2306.4	0	0	0	0	0	2306.4
<b>Waste Totals:</b>		<b>2579.4</b>	<b>3028.6</b>	<b>231.2</b>	<b>0</b>	<b>314.5</b>	<b>0</b>	<b>0</b>	<b>6153.7</b>

Disposal Facility: 100403, SENECA LANDFILL INC

County/State that Generated Waste	Waste Type:	Municipal	Residual	Sewage Sludge	Processed Medical Waste	Construction	WTE Ash Residue	Asbestos	Total
02 ALLEGHENY		12190.1	8461.5	0	0	1055.2	0	0	21706.8
03 ARMSTRONG		1560	291.4	127.8	0	136.8	0	0	2116
04 BEAVER		14355.4	485.1	315.6	0	24.7	0	0	15180.8
10 BUTLER		18798.1	9474.5	1410.3	0	1919.1	0	0	31602
16 CLARION		0	0	9.8	0	0	0	0	9.8
20 CRAWFORD		0	0	964.4	0	0	0	0	964.4
25 ERIE		0	0	90.2	0	0	0	0	90.2
27 FOREST		0	0	98.2	0	0	0	0	98.2
32 INDIANA		1.6	63.8	0	0	0	0	0	65.4
37 LAWRENCE		175.7	6594.2	82	0	43.7	0	0	6895.6
43 MERCER		25419.2	1466.8	302.2	0	0	0	0	27188.2
61 VENANGO		26.9	326.8	270.6	0	204.8	0	0	829.1
65 WESTMORELAND		1562.8	370.1	1368.6	0	37.9	0	0	3339.4
OH OHIO		12959.3	428.3	0	0	0	0	0	13387.6
<b>Waste Totals:</b>		<b>87049.1</b>	<b>27962.5</b>	<b>5039.7</b>	<b>0</b>	<b>3422.2</b>	<b>0</b>	<b>0</b>	<b>123473.5</b>



Please Use  
Recycled Paper

Phone: 717-783-9258  
 Printed: 5/1/2018

Also visit our Internet WWW Site at: <http://www.dep.state.pa.us>

DISCLAIMER: While care has been taken in the preparation of this report, there is no warranty or guarantee as to the data, calculation or content accuracy. The Commonwealth reserves the right to update or change any data or presentation format without notice or liability.

Commonwealth of Pennsylvania  
 Department of Environmental Protection  
 Bureau of Waste Management  
 Division of Reporting and Fee Collection

-----  
 Landfill Waste Receipts  
 in Tons (2000 lbs.) of Waste

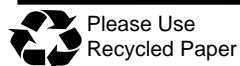
For Year:   Quarter:  
 2018       /     1

Disposal Facility: 100592, SOUTH HILLS LANDFILL INC

County/State that Generated Waste	Waste Type:	Municipal	Residual	Sewage Sludge	Processed Medical Waste	Construction	WTE Ash Residue	Asbestos	Total
02 ALLEGHENY		7739	5081.3	206	0	4384.5	0	0	17410.8
26 FAYETTE		114.6	0	0	0	6.6	0	0	121.2
63 WASHINGTON		1711.1	1497.3	0	0	478.1	0	0	3686.5
OH OHIO		0	75.4	0	0	0	0	0	75.4
WV WEST VIRGINIA		0	56.9	0	0	0	0	0	56.9
<b>Waste Totals:</b>		<b>9564.7</b>	<b>6710.9</b>	<b>206</b>	<b>0</b>	<b>4869.2</b>	<b>0</b>	<b>0</b>	<b>21350.8</b>

Disposal Facility: 100081, SOUTHERN ALLEGHENIES LANDFILL INC

County/State that Generated Waste	Waste Type:	Municipal	Residual	Sewage Sludge	Processed Medical Waste	Construction	WTE Ash Residue	Asbestos	Total
05 BEDFORD		6.6	188.3	0	0	0.8	0	17.8	213.5
07 BLAIR		17.6	85.4	0	0	0	0	38.4	141.4
11 CAMBRIA		8925.2	1804.3	23.1	0	700.2	0	27.6	11480.4
18 CLINTON		1.1	0	0	0	0	0	0	1.1
32 INDIANA		2	0	0	0	0	0	0	2
40 LUZERNE		0	0	0	0	0	0	3	3
56 SOMERSET		3994	196	680.3	0	295.2	0	0	5165.5
63 WASHINGTON		10	0	0	0	0	0	0	10
65 WESTMORELAND		0.4	9.6	0	0	2.8	0	0	12.8
NY NEW YORK		0	0	0	0	0	0	89.5	89.5
<b>Waste Totals:</b>		<b>12956.9</b>	<b>2283.6</b>	<b>703.4</b>	<b>0</b>	<b>999</b>	<b>0</b>	<b>176.3</b>	<b>17119.2</b>



Please Use  
Recycled Paper

Phone: 717-783-9258  
 Printed: 5/1/2018

Also visit our Internet WWW Site at: <http://www.dep.state.pa.us>

DISCLAIMER: While care has been taken in the preparation of this report, there is no warranty or guarantee as to the data, calculation or content accuracy. The Commonwealth reserves the right to update or change any data or presentation format without notice or liability.

Commonwealth of Pennsylvania  
 Department of Environmental Protection  
 Bureau of Waste Management  
 Division of Reporting and Fee Collection

-----  
 Landfill Waste Receipts  
 in Tons (2000 lbs.) of Waste

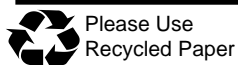
For Year:   Quarter:  
 2018       /     1

Disposal Facility: 100277, TERVITA SANITARY LANDFILL

County/State that Generated Waste	Waste Type:	Municipal	Residual	Sewage Sludge	Processed Medical Waste	Construction	WTE Ash Residue	Asbestos	Total
02 ALLEGHENY		7414.2	3330.8	1090.8	0	1977.9	0	1.7	13815.4
03 ARMSTRONG		0	0	0	0	281.8	0	7.8	289.6
10 BUTLER		0	0	0	0	7	0	0	7
26 FAYETTE		4488.9	230.7	621.2	0	939.9	0	0	6280.7
30 GREENE		213.3	2421.4	0	0	337	0	0	2971.7
63 WASHINGTON		9620.3	11463	336.1	0	1652.4	0	43.9	23115.7
65 WESTMORELAND		6097.4	385.9	485	0	1788.7	0	80.3	8837.3
OH OHIO		0	40.7	0	0	0	0	0	40.7
WV WEST VIRGINIA		329.7	13335	0	0	43.1	0	0	13707.8
<b>Waste Totals:</b>		<b>28163.8</b>	<b>31207.5</b>	<b>2533.1</b>	<b>0</b>	<b>7027.8</b>	<b>0</b>	<b>133.7</b>	<b>69065.9</b>

Disposal Facility: 100280, VALLEY LANDFILL

County/State that Generated Waste	Waste Type:	Municipal	Residual	Sewage Sludge	Processed Medical Waste	Construction	WTE Ash Residue	Asbestos	Total
02 ALLEGHENY		4071.7	12020.2	371.6	0	1715.1	0	174	18352.6
03 ARMSTRONG		35.6	26.2	0	0	145.3	0	0	207.1
10 BUTLER		41.2	0	0	0	1.1	0	0	42.3
26 FAYETTE		102.4	0	0	0	0	0	0	102.4
32 INDIANA		0	82	0	0	91.7	0	0	173.7
65 WESTMORELAND		19827	5792.6	314.8	130.6	5412.7	0	1.1	31478.8
WV WEST VIRGINIA		0	0	0	0	0	0	1.2	1.2
<b>Waste Totals:</b>		<b>24077.9</b>	<b>17921</b>	<b>686.4</b>	<b>130.6</b>	<b>7365.9</b>	<b>0</b>	<b>176.3</b>	<b>50358.1</b>



Please Use  
Recycled Paper

Phone: 717-783-9258  
 Printed: 5/1/2018

Also visit our Internet WWW Site at: <http://www.dep.state.pa.us>

DISCLAIMER: While care has been taken in the preparation of this report, there is no warranty or guarantee as to the data, calculation or content accuracy. The Commonwealth reserves the right to update or change any data or presentation format without notice or liability.

Commonwealth of Pennsylvania  
 Department of Environmental Protection  
 Bureau of Waste Management  
 Division of Reporting and Fee Collection

-----  
 Landfill Waste Receipts  
 in Tons (2000 lbs.) of Waste

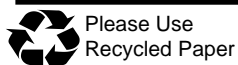
For Year:   Quarter:  
 2018       /     1

Disposal Facility: 100739, WESTERN BERKS COMMUNITY LANDFILL

County/State that Generated Waste	Waste Type:	Municipal	Residual	Sewage Sludge	Processed Medical Waste	Construction	WTE Ash Residue	Asbestos	Total
01 ADAMS		11.7	0	0	0	0	0	0	11.7
06 BERKS		13664.2	2977.6	3170.2	0	1389.3	0	56.6	21257.9
09 BUCKS		0	0	0	0	0	0	1.8	1.8
15 CHESTER		11.2	28.3	0	0	0	0	81.2	120.7
23 DELAWARE		0	1763.9	0	0	0	0	265.6	2029.5
39 LEHIGH		10190.8	0	0	0	0	0	0	10190.8
46 MONTGOMERY		2543.7	33	1297	0	352.9	0	206.6	4433.2
47 MONTOUR		7.2	0	0	0	0	0	0	7.2
48 NORTHAMPTON		6181.4	0	0	0	0	0	0	6181.4
51 PHILADELPHIA		0	88.2	0	0	0.8	0	2579.2	2668.2
MD MARYLAND		0	28.4	0	0	0	0	0	28.4
NJ NEW JERSEY		0	485.7	790.6	0	0	0	502.7	1779
NY NEW YORK		0	0	566	0	0	0	0	566
<b>Waste Totals:</b>		<b>32610.2</b>	<b>5405.1</b>	<b>5823.8</b>	<b>0</b>	<b>1743</b>	<b>0</b>	<b>3693.7</b>	<b>49275.8</b>

Disposal Facility: 400633, WHEELABRATOR FALLS INC

County/State that Generated Waste	Waste Type:	Municipal	Residual	Sewage Sludge	Processed Medical Waste	Construction	WTE Ash Residue	Asbestos	Total
06 BERKS		0	79.5	0	0	0	0	0	79.5
09 BUCKS		40765.5	152	0	0	2674.1	0	0	43591.6
13 CARBON		0	85.6	0	0	0	0	0	85.6
15 CHESTER		0	0.8	0	0	0	0	0	0.8
23 DELAWARE		0	0.3	0	0	0	0	0	0.3
38 LEBANON		0	346.3	0	0	0	0	0	346.3
39 LEHIGH		0	61.5	0	0	0	0	0	61.5
40 LUZERNE		0	22.6	0	0	0	0	0	22.6
46 MONTGOMERY		1172.2	459.2	0	0	0	0	0	1631.4
51 PHILADELPHIA		29784.3	180.6	0	0	0	0	0	29964.9
67 YORK		0	10.7	0	0	0	0	0	10.7
DE DELAWARE (ST)		0	145.5	0	0	0	0	0	145.5
NJ NEW JERSEY		56839.1	1894.9	0	0	116.4	0	0	58850.4
NY NEW YORK		0	286.4	0	0	0	0	0	286.4
<b>Waste Totals:</b>		<b>128561.1</b>	<b>3725.9</b>	<b>0</b>	<b>0</b>	<b>2790.5</b>	<b>0</b>	<b>0</b>	<b>135077.5</b>



Please Use  
Recycled Paper

Phone: 717-783-9258  
 Printed: 5/1/2018

Also visit our Internet WWW Site at: <http://www.dep.state.pa.us>

DISCLAIMER: While care has been taken in the preparation of this report, there is no warranty or guarantee as to the data, calculation or content accuracy. The Commonwealth reserves the right to update or change any data or presentation format without notice or liability.

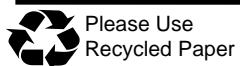
Commonwealth of Pennsylvania  
 Department of Environmental Protection  
 Bureau of Waste Management  
 Division of Reporting and Fee Collection

-----  
 Landfill Waste Receipts  
 in Tons (2000 lbs.) of Waste

For Year:   Quarter:  
 2018       /     1

Disposal Facility: 400561, YORK COUNTY RESOURCE RECOVERY CENTER

County/State that Generated Waste	Waste Type:	Municipal	Residual	Sewage Sludge	Processed Medical Waste	Construction	WTE Ash Residue	Asbestos	Total
01 ADAMS		2263.4	330.5	0	0	132.5	0	0	2726.4
06 BERKS		842	0.5	0	0	0	0	0	842.5
21 CUMBERLAND		5533.6	641	0	0	38.1	0	0	6212.7
28 FRANKLIN		63.3	0	0	0	0	0	0	63.3
38 LEBANON		0	1197.3	0	0	0	0	0	1197.3
44 MIFFLIN		0	175.6	0	0	0	0	0	175.6
51 PHILADELPHIA		4006.1	0	0	0	0	0	0	4006.1
67 YORK		72933.6	4997.6	0	0	4123.9	0	0	82055.1
MD MARYLAND		822.4	0	0	0	0	0	0	822.4
NC NORTH CAROLINA		0	282.7	0	0	0	0	0	282.7
<b>Waste Totals:</b>		<b>86464.4</b>	<b>7625.2</b>	<b>0</b>	<b>0</b>	<b>4294.5</b>	<b>0</b>	<b>0</b>	<b>98384.1</b>



Please Use  
Recycled Paper

Phone: 717-783-9258  
 Printed: 5/1/2018

Also visit our Internet WWW Site at: <http://www.dep.state.pa.us>

DISCLAIMER: While care has been taken in the preparation of this report, there is no warranty or guarantee as to the data, calculation or content accuracy. The Commonwealth reserves the right to update or change any data or presentation format without notice or liability.