

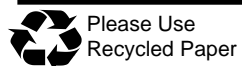
Commonwealth of Pennsylvania
 Department of Environmental Protection
 Bureau of Waste Management
 Division of Reporting and Fee Collection

 Landfill Waste Receipts
 in Tons (2000 lbs.) of Waste

For Year: Quarter:
 2017 / 4

Disposal Facility: 100419, ADVANCED DISPOSAL SERVICES CHESTNUT VALLEY LANDFILL INC

County/State that Generated Waste	Waste Type:	Municipal	Residual	Sewage Sludge	Processed Medical Waste	Construction	WTE Ash Residue	Asbestos	Total
02 ALLEGHENY		116.4	0	0	0	0	0	0	116.4
26 FAYETTE		13190.2	859.9	1277.1	0	1951.4	0	28.1	17306.7
30 GREENE		2644.8	9712.7	272.3	0	1337.8	0	0	13967.6
56 SOMERSET		138.9	0	0	0	0	0	0	138.9
63 WASHINGTON		1019	234.2	76	0	52.2	0	0	1381.4
65 WESTMORELAND		651.4	59.5	0	0	14	0	0	724.9
OH OHIO		0	1.8	0	0	0	0	0	1.8
WV WEST VIRGINIA		1165.7	1253.1	0	0	330.3	0	75.7	2824.8
Waste Totals:		18926.4	12121.2	1625.4	0	3685.7	0	103.8	36462.5



Please Use
Recycled Paper

Phone: 717-783-9258
 Printed: 2/6/2018

Also visit our Internet WWW Site at: <http://www.dep.state.pa.us>

DISCLAIMER: While care has been taken in the preparation of this report, there is no warranty or guarantee as to the data, calculation or content accuracy. The Commonwealth reserves the right to update or change any data or presentation format without notice or liability.

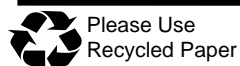
Commonwealth of Pennsylvania
 Department of Environmental Protection
 Bureau of Waste Management
 Division of Reporting and Fee Collection

 Landfill Waste Receipts
 in Tons (2000 lbs.) of Waste

For Year: Quarter:
 2017 / 4

Disposal Facility: 101397, ADVANCED DISPOSAL SERVICES GREENTREE LANDFILL LLC.

County/State that Generated Waste	Waste Type:	Municipal	Residual	Sewage Sludge	Processed Medical Waste	Construction	WTE Ash Residue	Asbestos	Total
02 ALLEGHENY		0	8.4	0	0	0	0	0	8.4
03 ARMSTRONG		0	236.8	24.6	0	0	0	0	261.4
07 BLAIR		16188.3	1360.2	0	0	0	0	0.9	17549.4
08 BRADFORD		0	5.5	0	0	0	0	0	5.5
09 BUCKS		0	0	0	0	1696.7	0	0	1696.7
11 CAMBRIA		7.3	0	0	0	0	0	0	7.3
12 CAMERON		700.8	370	85.6	0	56.4	0	0	1212.8
14 CENTRE		24972.7	241.6	173.2	0	9.5	6.2	0	25403.2
16 CLARION		9305.5	5850.9	18	0	204.1	0	0	15378.5
17 CLEARFIELD		10342.9	1200.5	427.5	0	2004.7	0	0	13975.6
18 CLINTON		0	57.4	0	0	0	0	0	57.4
20 CRAWFORD		0	196.9	302.4	0	0	31.2	0	530.5
24 ELK		2258.3	3253.1	421.9	0	551.7	0	12.3	6497.3
25 ERIE		0	33.8	0	0	0	0	0	33.8
26 FAYETTE		0	29.6	0	0	0	0	0	29.6
27 FOREST		1.1	0.7	8.9	0	0	0	0	10.7
31 HUNTINGDON		0	0	24	0	0	0	0	24
32 INDIANA		0	0	0	0	0.5	0	0.4	0.9
33 JEFFERSON		5072.6	1264.2	199.9	0	864.7	0	0	7401.4
41 LYCOMING		0	20.9	0	0	0	0	0	20.9
42 MCKEAN		12.6	199.2	0	0	19.8	0	0	231.6
47 MONTOUR		0	61	0	0	0	0	0	61
48 NORTHAMPTON		3724	0	0	0	0	0	0	3724
51 PHILADELPHIA		0	365.7	0	0	0	0	0	365.7
53 POTTER		0	285	0	0	0	0	0	285
56 SOMERSET		0	4.8	0	0	0	0	0	4.8
61 VENANGO		0	84.7	32.1	0	0	0	0	116.8
62 WARREN		12219.7	950.6	11.2	0	22.7	0	0	13204.2
65 WESTMORELAND		0	36.8	0	0	0	0	0	36.8
CT CONNECTICUT		0	271.3	0	0	0	0	0	271.3
MA MASSACHUSETTS		92.9	0	0	0	0	0	0	92.9
NJ NEW JERSEY		11893.2	1756.3	0	0	0	0	0	13649.5
NY NEW YORK		18958.2	1757.8	0	0	89	0	61.6	20866.6
OH OHIO		0	43.9	0	0	0	0	0	43.9



Commonwealth of Pennsylvania
 Department of Environmental Protection
 Bureau of Waste Management
 Division of Reporting and Fee Collection

 Landfill Waste Receipts
 in Tons (2000 lbs.) of Waste

For Year: Quarter:
 2017 / 4

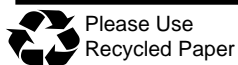
Waste Totals: 115750.1 19947.6 1729.3 0 5519.8 37.4 75.2 143059.4

Disposal Facility: 100933, ALLIANCE SANITARY LANDFILL INC

County/State that Generated Waste	Waste Type:	Municipal	Residual	Sewage Sludge	Processed Medical Waste	Construction	WTE Ash Residue	Asbestos	Total
08 BRADFORD		207.2	237.5	0	0	0	0	0	444.7
13 CARBON		6.3	0	0	0	12.1	0	0	18.4
19 COLUMBIA		8.9	0	0	0	0	0	0	8.9
35 LACKAWANNA		12260.1	2926.6	83.1	205.4	1263.3	0	67.8	16806.3
39 LEHIGH		0	3801.1	0	0	0	0	0	3801.1
40 LUZERNE		19507.3	1603.6	4163.9	0	744	0	503.6	26522.4
45 MONROE		4368.1	204.6	0	0	190.4	0	0	4763.1
48 NORTHAMPTON		0	1.6	0	0	0	0	0	1.6
52 PIKE		2006.7	0	0	0	2.1	0	0	2008.8
54 SCHUYLKILL		6.1	28.6	0	0	3.8	0	0	38.5
58 SUSQUEHANNA		1262.5	1838	105	0	28.7	0	1.3	3235.5
64 WAYNE		4126	48.2	0	0	1.5	0	0	4175.7
66 WYOMING		1358	0	0	0	46.4	0	0	1404.4
CT CONNECTICUT		0	0	0	0	40.6	0	47.3	87.9
MD MARYLAND		0	0	0	0	0	0	37	37
NJ NEW JERSEY		0	0	0	0	0	0	151.6	151.6
NY NEW YORK		632.2	0	0	0	0	0	48.4	680.6
Waste Totals:		45749.4	10689.8	4352	205.4	2332.9	0	857	64186.5

Disposal Facility: 100172, ARDEN LANDFILL INC.

County/State that Generated Waste	Waste Type:	Municipal	Residual	Sewage Sludge	Processed Medical Waste	Construction	WTE Ash Residue	Asbestos	Total
02 ALLEGHENY		17242	2291.7	0	0	1048.3	0	0	20582
04 BEAVER		16458.8	1535.4	83.6	0	42.5	0	0	18120.3
10 BUTLER		25.2	8.1	0	0	4	0	0	37.3
26 FAYETTE		158.5	7.6	0	0	2.4	0	0	168.5
30 GREENE		1289.5	22375	0	0	347.9	0	0	24012.4
63 WASHINGTON		15682.6	53921	1478.3	153.6	1984.4	0	0	73219.9
65 WESTMORELAND		15.7	29.6	0	0	0	0	0	45.3
OH OHIO		566	2040.5	0	0	11.1	0	0	2617.6
WV WEST VIRGINIA		1301.9	8918.4	0	0	515.3	921.2	0	11656.8
Waste Totals:		52740.2	91127.3	1561.9	153.6	3955.9	921.2	0	150460.1



Please Use
Recycled Paper

Phone: 717-783-9258
 Printed: 2/6/2018

Also visit our Internet WWW Site at: <http://www.dep.state.pa.us>

DISCLAIMER: While care has been taken in the preparation of this report, there is no warranty or guarantee as to the data, calculation or content accuracy. The Commonwealth reserves the right to update or change any data or presentation format without notice or liability.

Commonwealth of Pennsylvania
 Department of Environmental Protection
 Bureau of Waste Management
 Division of Reporting and Fee Collection

 Landfill Waste Receipts
 in Tons (2000 lbs.) of Waste

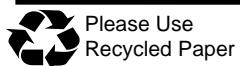
For Year: Quarter:
 2017 / 4

Disposal Facility: 100020, BETHLEHEM LANDFILL

County/State that Generated Waste	Waste Type:	Municipal	Residual	Sewage Sludge	Processed Medical Waste	Construction	WTE Ash Residue	Asbestos	Total
06 BERKS		182.8	0	0	0	4.6	0	0	187.4
09 BUCKS		3752.9	408.3	0	0	223.4	0	0	4384.6
23 DELAWARE		20.3	0	0	0	0	0	2.1	22.4
39 LEHIGH		8420.5	909	0	0	1315	0	142.7	10787.2
46 MONTGOMERY		9.9	14.6	0	0	75.4	0	0	99.9
48 NORTHAMPTON		19002.6	162.9	0	0	3817.8	0	13.1	22996.4
NJ NEW JERSEY		11428.4	2830.6	0	0	5354.5	0	11.1	19624.6
NY NEW YORK		40683.8	1637.5	188.5	0	516.4	0	0	43026.2
Waste Totals:		83501.2	5962.9	188.5	0	11307.1	0	169	101128.7

Disposal Facility: 101243, BRADFORD COUNTY SANITARY LANDFILL

County/State that Generated Waste	Waste Type:	Municipal	Residual	Sewage Sludge	Processed Medical Waste	Construction	WTE Ash Residue	Asbestos	Total
08 BRADFORD		5749	3793.7	278.5	0	3080.6	0	0	12901.8
19 COLUMBIA		0.1	0	0	0	0	0	0	0.1
41 LYCOMING		1.1	17	0	0	0	0	0	18.1
53 POTTER		0.5	0	0	0	52.8	0	0	53.3
57 SULLIVAN		828.8	0	7.1	0	138.2	0	0	974.1
58 SUSQUEHANNA		421.9	34.8	0	0	219.9	0	0	676.6
59 TIOGA		4260.7	4428.6	264.1	0	192.8	0	0	9146.2
60 UNION		0.4	0	0	0	0.3	0	0	0.7
62 WARREN		3	0	0	0	0	0	0	3
66 WYOMING		517.5	66.9	0	0	248.8	0	0	833.2
Waste Totals:		11783	8341	549.7	0	3933.4	0	0	24607.1



Please Use
Recycled Paper

Phone: 717-783-9258
 Printed: 2/6/2018

Also visit our Internet WWW Site at: <http://www.dep.state.pa.us>

DISCLAIMER: While care has been taken in the preparation of this report, there is no warranty or guarantee as to the data, calculation or content accuracy. The Commonwealth reserves the right to update or change any data or presentation format without notice or liability.

Commonwealth of Pennsylvania
 Department of Environmental Protection
 Bureau of Waste Management
 Division of Reporting and Fee Collection

 Landfill Waste Receipts
 in Tons (2000 lbs.) of Waste

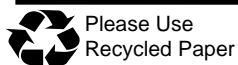
For Year: Quarter:
 2017 / 4

Disposal Facility: 100361, Casella McKean County Landfill

County/State that Generated Waste	Waste Type:	Municipal	Residual	Sewage Sludge	Processed Medical Waste	Construction	WTE Ash Residue	Asbestos	Total
12 CAMERON		0	26	0	0	22.1	0	0	48.1
20 CRAWFORD		0	23.4	0	0	0	0	0	23.4
24 ELK		2160.9	4386.5	786	0	1015.8	0	0	8349.2
27 FOREST		7.7	0	0	0	0	0	0	7.7
33 JEFFERSON		65.8	0	0	0	0	0	0	65.8
42 MCKEAN		3885.9	920.1	1264.1	0	1223.6	1507.9	7	8808.6
53 POTTER		0	102.8	50.6	0	5393.6	0	22.7	5569.7
61 VENANGO		0	3.2	0	0	0	0	0	3.2
62 WARREN		25.6	107.7	277.3	0	372.4	0	11.5	794.5
NY NEW YORK		0	20.1	0	0	0	0	0	20.1
Waste Totals:		6145.9	5589.8	2378	0	8027.5	1507.9	41.2	23690.3

Disposal Facility: 100944, CHESTER COUNTY SWA LANCHESTER LANDFILL

County/State that Generated Waste	Waste Type:	Municipal	Residual	Sewage Sludge	Processed Medical Waste	Construction	WTE Ash Residue	Asbestos	Total
06 BERKS		2276.1	5936.1	0	0	1163.1	3640.5	0	13015.8
15 CHESTER		52996.1	4767.2	1310.8	0	6869.3	0	3.6	65947
23 DELAWARE		3.5	0	0	0	14.9	0	0.4	18.8
36 LANCASTER		228.6	46.8	0	0	103.5	0	0	378.9
38 LEBANON		0	25.3	0	0	0.5	0	0	25.8
46 MONTGOMERY		1124.9	501.9	0	0	119.5	14519.1	0	16265.4
51 PHILADELPHIA		0	0	0	0	381.8	0	0	381.8
DE DELAWARE (ST)		0	27.9	0	0	0	0	0	27.9
NJ NEW JERSEY		0	4558.6	0	0	0	0	0	4558.6
Waste Totals:		56629.2	15863.8	1310.8	0	8652.6	18159.6	4	100620



Please Use
Recycled Paper

Phone: 717-783-9258
 Printed: 2/6/2018

Also visit our Internet WWW Site at: <http://www.dep.state.pa.us>

DISCLAIMER: While care has been taken in the preparation of this report, there is no warranty or guarantee as to the data, calculation or content accuracy. The Commonwealth reserves the right to update or change any data or presentation format without notice or liability.

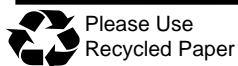
Commonwealth of Pennsylvania
 Department of Environmental Protection
 Bureau of Waste Management
 Division of Reporting and Fee Collection

 Landfill Waste Receipts
 in Tons (2000 lbs.) of Waste

For Year: Quarter:
 2017 / 4

Disposal Facility: 100022, CHRIN BROTHERS SANITARY LANDFILL

County/State that Generated Waste	Waste Type:	Municipal	Residual	Sewage Sludge	Processed Medical Waste	Construction	WTE Ash Residue	Asbestos	Total
06 BERKS		0	0	0	0	42.4	0	0.5	42.9
08 BRADFORD		0	0	0	0	9.7	0	0	9.7
09 BUCKS		455.7	0	0	0	547	0	3.3	1006
13 CARBON		135.1	15.9	0	0	132.2	0	1.4	284.6
39 LEHIGH		6543.7	186.7	0	0	3115.3	0	25.7	9871.4
40 LUZERNE		86.4	0	0	0	113.2	0	0	199.6
45 MONROE		0	5.1	0	0	1.6	0	0	6.7
46 MONTGOMERY		43.8	0	0	0	0	0	0	43.8
48 NORTHAMPTON		14202	1242.3	965.9	0	6700.9	0	37.6	23148.7
52 PIKE		235.9	3.8	6.1	0	150.3	0	0	396.1
64 WAYNE		0	0	0	0	13.8	0	0	13.8
NJ NEW JERSEY		2080.9	6.6	0	0	745.7	0	63.3	2896.5
Waste Totals:		23783.5	1460.4	972	0	11572.1	0	131.8	37919.8



Please Use
Recycled Paper

Phone: 717-783-9258
 Printed: 2/6/2018

Also visit our Internet WWW Site at: <http://www.dep.state.pa.us>

DISCLAIMER: While care has been taken in the preparation of this report, there is no warranty or guarantee as to the data, calculation or content accuracy. The Commonwealth reserves the right to update or change any data or presentation format without notice or liability.

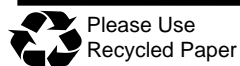
Commonwealth of Pennsylvania
 Department of Environmental Protection
 Bureau of Waste Management
 Division of Reporting and Fee Collection

 Landfill Waste Receipts
 in Tons (2000 lbs.) of Waste

For Year: Quarter:
 2017 / 4

Disposal Facility: 100955, CLINTON COUNTY SWA WAYNE TOWNSHIP LANDFILL

County/State that Generated Waste	Waste Type:	Municipal	Residual	Sewage Sludge	Processed Medical Waste	Construction	WTE Ash Residue	Asbestos	Total
01 ADAMS		0	0.1	0	0	0	0	0	0.1
02 ALLEGHENY		0	0.1	0	0	0	0	0	0.1
04 BEAVER		0	0.1	0	0	0	0	0.5	0.6
07 BLAIR		0	60.1	0	0	40.6	0	3.6	104.3
08 BRADFORD		0	298.8	0	0	0	0	8.1	306.9
09 BUCKS		0	0	0	0	21.4	0	0	21.4
11 CAMBRIA		0	0.1	0	0	10.1	0	0	10.2
12 CAMERON		0	0	0	0	0	0	0.5	0.5
13 CARBON		0	0	0	0	62.4	0	0	62.4
14 CENTRE		712.8	1200.6	520.2	0	19.7	0	47	2500.3
16 CLARION		0	0	0	0	0	0	0.5	0.5
17 CLEARFIELD		619.9	24.3	15.7	0	102.8	0	0	762.7
18 CLINTON		7506.4	5817.2	869.7	0	1219.4	0	0	15412.7
19 COLUMBIA		315.3	1671.8	0	0	425.4	0	0	2412.5
21 CUMBERLAND		0	1678.6	0	0	0	0	0	1678.6
22 DAUPHIN		0	0.2	0	0	0	0	0	0.2
24 ELK		0	0	0	0	0	0	5.1	5.1
30 GREENE		0	56.2	0	0	0	0	0	56.2
31 HUNTINGDON		22.5	23.7	0	0	34.5	0	0	80.7
33 JEFFERSON		0	0.2	0	0	0	0	1.1	1.3
34 JUNIATA		2454.5	834.7	0	0	134.2	0	0	3423.4
35 LACKAWANNA		0	2.6	0	0	0	0	0	2.6
38 LEBANON		0	0.1	0	0	0	0	1.1	1.2
40 LUZERNE		7681.3	365.2	90.6	0	6.2	0	0	8143.3
41 LYCOMING		5297	16629.6	120	0	1482.9	0	17.5	23547
44 MIFFLIN		5080.7	2126.9	198.6	0	1290.1	0	19.3	8715.6
45 MONROE		0	0	0	0	40.8	0	0	40.8
47 MONTOUR		20.5	0	0	0	711.6	0	0	732.1
48 NORTHAMPTON		0	0.1	0	0	0	0	0	0.1
49 NORTHUMBERLAND		2710.6	44.8	386.4	0	124.2	0	0	3266
50 PERRY		1891.7	0	0	0	60.2	0	0	1951.9
51 PHILADELPHIA		0	0	0	0	83.6	0	0	83.6
54 SCHUYLKILL		0	0	0	0	139	0	0	139
55 SNYDER		589.4	5.9	0	0	45.6	0	0	640.9
57 SULLIVAN		0	15.6	0	0	0	0	0	15.6



Please Use
Recycled Paper

Phone: 717-783-9258
 Printed: 2/6/2018

Also visit our Internet WWW Site at: <http://www.dep.state.pa.us>

DISCLAIMER: While care has been taken in the preparation of this report, there is no warranty or guarantee as to the data, calculation or content accuracy. The Commonwealth reserves the right to update or change any data or presentation format without notice or liability.

Commonwealth of Pennsylvania
 Department of Environmental Protection
 Bureau of Waste Management
 Division of Reporting and Fee Collection

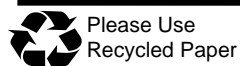
 Landfill Waste Receipts
 in Tons (2000 lbs.) of Waste

For Year: Quarter:
 2017 / 4

58 SUSQUEHANNA	0	48.8	0	0	0	0	0	48.8
59 TIOGA	8.3	170.2	0	0	0	0	0	178.5
60 UNION	139.7	93.4	0	0	24.2	0	3.1	260.4
65 WESTMORELAND	0	0.1	0	0	0	0	1.1	1.2
66 WYOMING	0	124.9	0	0	0	0	0	124.9
67 YORK	0	0.1	0	0	0	0	0	0.1
CT CONNECTICUT	0	0	0	0	0	0	57.7	57.7
MA MASSACHUSETTS	0	0	0	0	0	0	8.7	8.7
MD MARYLAND	0	58.6	0	0	0	0	0	58.6
NJ NEW JERSEY	198.1	46.5	0	0	0	0	0	244.6
OH OHIO	0	48.8	0	0	0	0	0	48.8
WV WEST VIRGINIA	0	189	0	0	0	0	0	189
Waste Totals:	35248.7	31638	2201.2	0	6078.9	0	174.9	75341.7

Disposal Facility: 101615, COMMONWEALTH ENVIRONMENTAL SYSTEMS LANDFILL

County/State that Generated Waste	Waste Type:	Municipal	Residual	Sewage Sludge	Processed Medical Waste	Construction	WTE Ash Residue	Asbestos	Total
06 BERKS		5597.4	857	31.2	0	5919.2	0	0	12404.8
09 BUCKS		0	313.1	0	0	0	0	0	313.1
13 CARBON		4173.2	0	0	0	40.4	0	0	4213.6
22 DAUPHIN		0.3	274.1	30.3	0	459.3	0	0	764
38 LEBANON		0	377.6	0	0	0	0	0	377.6
39 LEHIGH		5184.4	0	0	0	189	0	0	5373.4
40 LUZERNE		9239.2	1284.3	701.2	64.6	80.7	0	0	11370
48 NORTHAMPTON		635.8	746.8	0	0	85.3	0	0	1467.9
49 NORTHUMBERLAND		4811.6	126.8	3.4	0	39.3	0	0	4981.1
51 PHILADELPHIA		0	0	0	0	2370.5	0	0	2370.5
54 SCHUYLKILL		40157.3	4411.1	490.1	50.4	1633.8	0	2.7	46745.4
NJ NEW JERSEY		11007.1	993.7	0	0	13767.7	0	0	25768.5
NY NEW YORK		27339.7	3443.3	1872.7	0	2049.5	0	0	34705.2
Waste Totals:		108146	12827.8	3128.9	115	26634.7	0	2.7	150855.1



Please Use
Recycled Paper

Phone: 717-783-9258
 Printed: 2/6/2018

Also visit our Internet WWW Site at: <http://www.dep.state.pa.us>

DISCLAIMER: While care has been taken in the preparation of this report, there is no warranty or guarantee as to the data, calculation or content accuracy. The Commonwealth reserves the right to update or change any data or presentation format without notice or liability.

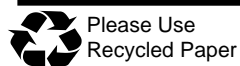
Commonwealth of Pennsylvania
 Department of Environmental Protection
 Bureau of Waste Management
 Division of Reporting and Fee Collection

 Landfill Waste Receipts
 in Tons (2000 lbs.) of Waste

For Year: Quarter:
 2017 / 4

Disposal Facility: 101509, CONNESTOGA LANDFILL

County/State that Generated Waste	Waste Type:	Municipal	Residual	Sewage Sludge	Processed Medical Waste	Construction	WTE Ash Residue	Asbestos	Total
06 BERKS		19636.8	10521.4	121.1	3803.9	631.2	0	9.8	34724.2
09 BUCKS		23401.3	291.8	0	0	35.2	0	1.9	23730.2
13 CARBON		19.3	0	0	0	0	0	0	19.3
15 CHESTER		0	3712.5	0	0	28.5	0	0.6	3741.6
21 CUMBERLAND		0	36.7	0	0	0	0	0	36.7
22 DAUPHIN		0	23.3	0	0	0	0	0	23.3
23 DELAWARE		0	1206.1	483.5	21.8	306.8	0	95.5	2113.7
36 LANCASTER		0	1435.9	0	0	0	0	0	1435.9
38 LEBANON		0	2421.8	0	0	0	0	0	2421.8
39 LEHIGH		3409	89.2	0	0	221.1	0	0	3719.3
40 LUZERNE		0	0	0	0	0	0	5.9	5.9
46 MONTGOMERY		4592.1	22717.8	0	0	1385.5	0	56.1	28751.5
48 NORTHAMPTON		0	2.8	0	0	225.8	0	0	228.6
51 PHILADELPHIA		8075.6	8505.3	0	53.6	4370.1	0	15.8	21020.4
CT CONNECTICUT		0	272.2	0	0	0	0	75.7	347.9
DE DELAWARE (ST)		37	1525.2	0	0	0	0	0	1562.2
MD MARYLAND		0	32.4	0	0	0	0	0	32.4
NJ NEW JERSEY		83580.8	20316.9	0	0	14198	0	352.3	118448
NY NEW YORK		571.5	1060	0	0	22.6	0	0	1654.1
Waste Totals:		143323.4	74171.3	604.6	3879.3	21424.8	0	613.6	244017



Please Use
Recycled Paper

Phone: 717-783-9258
 Printed: 2/6/2018

Also visit our Internet WWW Site at: <http://www.dep.state.pa.us>

DISCLAIMER: While care has been taken in the preparation of this report, there is no warranty or guarantee as to the data, calculation or content accuracy. The Commonwealth reserves the right to update or change any data or presentation format without notice or liability.

Commonwealth of Pennsylvania
 Department of Environmental Protection
 Bureau of Waste Management
 Division of Reporting and Fee Collection

 Landfill Waste Receipts
 in Tons (2000 lbs.) of Waste

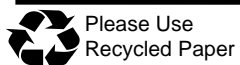
For Year: Quarter:
 2017 / 4

Disposal Facility: 400593, COVANTA DELAWARE VALLEY

County/State that Generated Waste	Waste Type:	Municipal	Residual	Sewage Sludge	Processed Medical Waste	Construction	WTE Ash Residue	Asbestos	Total
06 BERKS		0	13	0	0	0	0	0	13
09 BUCKS		0	103.8	0	0	0	0	0	103.8
15 CHESTER		0	16.1	0	0	0	0	0	16.1
23 DELAWARE		92475.2	391.8	0	0	0	0	0	92867
35 LACKAWANNA		0	8.2	0	0	0	0	0	8.2
39 LEHIGH		0	39.2	0	0	0	0	0	39.2
40 LUZERNE		8.2	0	0	0	0	0	0	8.2
51 PHILADELPHIA		86368.2	664.4	0	0	0	0	0	87032.6
DE DELAWARE (ST)		53469.5	354.4	0	0	0	0	0	53823.9
MD MARYLAND		4566.9	5.8	0	0	0	0	0	4572.7
NC NORTH CAROLINA		1678.8	695	0	0	0	0	0	2373.8
NJ NEW JERSEY		62492.8	879.8	0	0	0	0	0	63372.6
NY NEW YORK		18797.5	0	0	0	0	0	0	18797.5
VA VIRGINIA		0	304	0	0	0	0	0	304
Waste Totals:		319857.1	3475.5	0	0	0	0	0	323332.6

Disposal Facility: 400558, COVANTA PLYMOUTH RENEWABLE ENERGY

County/State that Generated Waste	Waste Type:	Municipal	Residual	Sewage Sludge	Processed Medical Waste	Construction	WTE Ash Residue	Asbestos	Total
06 BERKS		149.6	121.4	0	0	0	0	0	271
09 BUCKS		7459.9	422	0	0	0	0	0	7881.9
15 CHESTER		172.9	117.8	0	0	0	0	0	290.7
23 DELAWARE		1133.3	0	0	0	0	0	0	1133.3
39 LEHIGH		1914.9	708.3	0	0	0	0	0	2623.2
46 MONTGOMERY		69660.9	2280.7	0	0	0	0	0	71941.6
48 NORTHAMPTON		0	195.1	0	0	0	0	0	195.1
51 PHILADELPHIA		9351.3	7.9	0	0	0	0	0	9359.2
Waste Totals:		89842.8	3853.2	0	0	0	0	0	93696



Please Use
Recycled Paper

Phone: 717-783-9258
 Printed: 2/6/2018

Also visit our Internet WWW Site at: <http://www.dep.state.pa.us>

DISCLAIMER: While care has been taken in the preparation of this report, there is no warranty or guarantee as to the data, calculation or content accuracy. The Commonwealth reserves the right to update or change any data or presentation format without notice or liability.

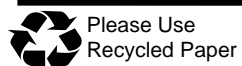
Commonwealth of Pennsylvania
 Department of Environmental Protection
 Bureau of Waste Management
 Division of Reporting and Fee Collection

 Landfill Waste Receipts
 in Tons (2000 lbs.) of Waste

For Year: Quarter:
 2017 / 4

Disposal Facility: 100945, CUMBERLAND COUNTY LANDFILL

County/State that Generated Waste	Waste Type:	Municipal	Residual	Sewage Sludge	Processed Medical Waste	Construction	WTE Ash Residue	Asbestos	Total
01 ADAMS		1893.6	121.6	0	0	15.4	0	0	2030.6
05 BEDFORD		7632.6	652.9	0	0	0	0	1.4	8286.9
06 BERKS		0	0	0	0	67.5	0	0	67.5
07 BLAIR		0	701.6	0	0	0	0	0	701.6
09 BUCKS		0	131.3	16.6	0	0	0	0	147.9
15 CHESTER		0	0	0	0	0	0	25.8	25.8
21 CUMBERLAND		6211.5	6758.4	1499.2	0	13084.7	0	174.9	27728.7
22 DAUPHIN		0	17381.8	218.5	0	125.6	0	141.1	17867
28 FRANKLIN		997.8	488.3	20.7	0	19.1	0	81.3	1607.2
31 HUNTINGDON		7356.4	2368.9	0	0	0	0	0	9725.3
34 JUNIATA		27.9	2092.3	0	0	147.9	0	0	2268.1
36 LANCASTER		0	2407.4	95.1	0	0	0	0	2502.5
38 LEBANON		0	2704.9	0	0	0	0	0	2704.9
39 LEHIGH		433.7	0	0	0	0	0	0	433.7
40 LUZERNE		0	0	0	0	55.3	0	0	55.3
44 MIFFLIN		0	0	0	0	0	0	106.1	106.1
46 MONTGOMERY		0	1033.8	176.6	0	67.5	0	0	1277.9
48 NORTHAMPTON		17.2	0	0	0	0	0	0	17.2
50 PERRY		191.5	0	166.3	0	727.9	0	0	1085.7
51 PHILADELPHIA		0	204.3	0	0	0	0	0	204.3
54 SCHUYLKILL		0	779.4	0	0	0	0	0	779.4
67 YORK		0	1390.6	223.8	0	32.6	0	0	1647
CT CONNECTICUT		0	75.2	0	0	0	0	0	75.2
DC DISRICT OF COLUMBIA		0	21.5	0	0	0	0	0	21.5
MD MARYLAND		15150.8	432.3	2428.6	0	0	0	2.6	18014.3
NJ NEW JERSEY		53940.6	756.3	0	0	0	0	251	54947.9
NY NEW YORK		0	0	16765.6	0	0	0	7.6	16773.2
WV WEST VIRGINIA		0	657.1	0	0	0	0	0	657.1
Waste Totals:		93853.6	41159.9	21611	0	14343.5	0	791.8	171759.8



Commonwealth of Pennsylvania
 Department of Environmental Protection
 Bureau of Waste Management
 Division of Reporting and Fee Collection

 Landfill Waste Receipts
 in Tons (2000 lbs.) of Waste

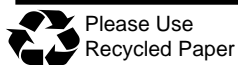
For Year: Quarter:
 2017 / 4

Disposal Facility: 100345, DELAWARE COUNTY SWA ROLLING HILLS LANDFILL

County/State that Generated Waste	Waste Type:	Municipal	Residual	Sewage Sludge	Processed Medical Waste	Construction	WTE Ash Residue	Asbestos	Total
06 BERKS		13843.5	11925.9	23.4	0	874.1	0	0.8	26667.7
09 BUCKS		0	0	0	0	10479.7	0	0	10479.7
15 CHESTER		208.3	0	0	0	56.6	0	16.9	281.8
23 DELAWARE		81.1	0	0	0	0	103179.2	0	103260.3
46 MONTGOMERY		3399.2	532.5	0	0	5547.5	8170.2	17.1	17666.5
51 PHILADELPHIA		0	0	0	0	7171.4	0	0	7171.4
NJ NEW JERSEY		0	33567.4	0	0	3557.3	0	0	37124.7
Waste Totals:		17532.1	46025.8	23.4	0	27686.6	111349.4	34.8	202652.1

Disposal Facility: 100434, EVERGREEN LANDFILL

County/State that Generated Waste	Waste Type:	Municipal	Residual	Sewage Sludge	Processed Medical Waste	Construction	WTE Ash Residue	Asbestos	Total
02 ALLEGHENY		1021.8	117.7	2.7	0	25.4	0	0	1167.6
03 ARMSTRONG		1972.5	91.1	20.1	0	23	0	0	2106.7
07 BLAIR		0	5.9	0	0	0	0	0	5.9
10 BUTLER		0	28.2	0	0	0	0	0	28.2
11 CAMBRIA		11.8	0	0	0	0	0	0	11.8
16 CLARION		0	12.2	0	0	0	0	0	12.2
26 FAYETTE		13.4	0	0	0	1.5	0	0	14.9
32 INDIANA		9052.9	8684.1	518.8	0	2135.5	0	0	20391.3
33 JEFFERSON		580.5	28.6	270.2	0	13.1	0	0	892.4
65 WESTMORELAND		3596.7	1226	290.5	0	300.4	0	0	5413.6
Waste Totals:		16249.6	10193.8	1102.3	0	2498.9	0	0	30044.6



Please Use
Recycled Paper

Phone: 717-783-9258
 Printed: 2/6/2018

Also visit our Internet WWW Site at: <http://www.dep.state.pa.us>

DISCLAIMER: While care has been taken in the preparation of this report, there is no warranty or guarantee as to the data, calculation or content accuracy. The Commonwealth reserves the right to update or change any data or presentation format without notice or liability.

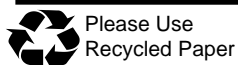
Commonwealth of Pennsylvania
 Department of Environmental Protection
 Bureau of Waste Management
 Division of Reporting and Fee Collection

 Landfill Waste Receipts
 in Tons (2000 lbs.) of Waste

For Year: Quarter:
 2017 / 4

Disposal Facility: 101699, FAIRLESS LANDFILL

County/State that Generated Waste	Waste Type:	Municipal	Residual	Sewage Sludge	Processed Medical Waste	Construction	WTE Ash Residue	Asbestos	Total
02 ALLEGHENY		0.7	0	10.8	0	0	0	0	11.5
06 BERKS		68	68.9	0	0	0	0	0	136.9
09 BUCKS		23353.3	51290.8	1802.4	154.3	6274.6	31644.1	74.7	114594.2
13 CARBON		21.1	0	0	0	0	0	0	21.1
15 CHESTER		0	19.6	0	0	0	0	0	19.6
19 COLUMBIA		0	13.8	0	0	0	0	0	13.8
21 CUMBERLAND		9.2	0	0	0	0	0	0	9.2
22 DAUPHIN		0	0	0	0	61.9	0	3.9	65.8
23 DELAWARE		13337.4	39.1	53.3	0	74.3	0	38.6	13542.7
35 LACKAWANNA		4.5	0	0	0	0	0	0	4.5
36 LANCASTER		0	33.1	0	0	0	0	0	33.1
39 LEHIGH		1125.7	0	0	0	0	0	0	1125.7
40 LUZERNE		10	0	0	0	0	0	0.4	10.4
46 MONTGOMERY		7231.6	1645	1020.7	70.4	18.1	18.5	3.6	10007.9
48 NORTHAMPTON		3.6	0	0	0	0	0	0	3.6
51 PHILADELPHIA		110789.1	2034.2	3472.8	350	2158.2	0	19.8	118824.1
CT CONNECTICUT		0	0	0	0	1	0	0	1
DE DELAWARE (ST)		0	2159.4	0	0	42.4	0	22.7	2224.5
MD MARYLAND		0	0	0	0	25.9	0	6.5	32.4
NH NEW HAMPSHIRE		0	0	0	0	3.4	0	0	3.4
NJ NEW JERSEY		217079.2	44505.9	5061.2	0	140452.6	14299.2	2032.2	423430.3
NY NEW YORK		202300.1	17845.5	0	43.1	30998.9	14.1	952.3	252154
Waste Totals:		575333.5	119655.3	11421.2	617.8	180111.3	45975.9	3154.7	936269.7



Please Use
Recycled Paper

Phone: 717-783-9258
 Printed: 2/6/2018

Also visit our Internet WWW Site at: <http://www.dep.state.pa.us>

DISCLAIMER: While care has been taken in the preparation of this report, there is no warranty or guarantee as to the data, calculation or content accuracy. The Commonwealth reserves the right to update or change any data or presentation format without notice or liability.

Commonwealth of Pennsylvania
 Department of Environmental Protection
 Bureau of Waste Management
 Division of Reporting and Fee Collection

 Landfill Waste Receipts
 in Tons (2000 lbs.) of Waste

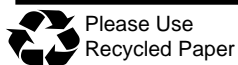
For Year: Quarter:
 2017 / 4

Disposal Facility: 100265, GRAND CENTRAL SANITARY LANDFILL INC

County/State that Generated Waste	Waste Type:	Municipal	Residual	Sewage Sludge	Processed Medical Waste	Construction	WTE Ash Residue	Asbestos	Total
06 BERKS		1005.3	0	0	0	0	0	0	1005.3
09 BUCKS		218.4	13.4	0	40.8	4.6	0	0	277.2
13 CARBON		1769.7	26.9	47.4	0	148.1	0	0	1992.1
35 LACKAWANNA		1	0	0	0	0	0	0	1
39 LEHIGH		26809.8	574.8	41.1	169.1	148.4	0	2.5	27745.7
40 LUZERNE		10.7	0	0	0	7.6	0	0	18.3
45 MONROE		19902.1	748.7	851.4	1032.3	6806.4	0	0	29340.9
46 MONTGOMERY		148	0	4.8	7.4	762.5	0	9.9	932.6
48 NORTHAMPTON		23343.1	2369.4	974.2	31	1803.2	0	6.8	28527.7
52 PIKE		620.7	0	0	0	87	0	0	707.7
64 WAYNE		3.3	0	0	0	0	0	0	3.3
CT CONNECTICUT		0	0	0	0	39.3	0	0	39.3
MA MASSACHUSETTS		0	117.6	0	0	0	0	0	117.6
NJ NEW JERSEY		29854.1	10868.5	1101.6	3.2	2133.2	12921.9	154.9	57037.4
NY NEW YORK		6410.9	0	0	131.4	243.1	0	43.1	6828.5
Waste Totals:		110097.1	14719.3	3020.5	1415.2	12183.4	12921.9	217.2	154574.6

Disposal Facility: 101544, GREATER LEBANON REFUSE AUTHORITY LANDFILL

County/State that Generated Waste	Waste Type:	Municipal	Residual	Sewage Sludge	Processed Medical Waste	Construction	WTE Ash Residue	Asbestos	Total
38 LEBANON		20980.5	6417.2	546.3	0	6154.9	0	0	34098.9
Waste Totals:		20980.5	6417.2	546.3	0	6154.9	0	0	34098.9



Please Use
Recycled Paper

Phone: 717-783-9258
 Printed: 2/6/2018

Also visit our Internet WWW Site at: <http://www.dep.state.pa.us>

DISCLAIMER: While care has been taken in the preparation of this report, there is no warranty or guarantee as to the data, calculation or content accuracy. The Commonwealth reserves the right to update or change any data or presentation format without notice or liability.

Commonwealth of Pennsylvania
 Department of Environmental Protection
 Bureau of Waste Management
 Division of Reporting and Fee Collection

 Landfill Waste Receipts
 in Tons (2000 lbs.) of Waste

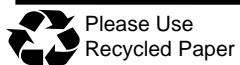
For Year: Quarter:
 2017 / 4

Disposal Facility: 100281, GREENRIDGE RECLAMATION LANDFILL

County/State that Generated Waste	Waste Type:	Municipal	Residual	Sewage Sludge	Processed Medical Waste	Construction	WTE Ash Residue	Asbestos	Total
02 ALLEGHENY		18077.2	2667.3	1219.3	0	869.4	0	11.3	22844.5
03 ARMSTRONG		1.1	0	0	0	7	0	0	8.1
10 BUTLER		2.7	0	56	0	0	0	0.6	59.3
25 ERIE		0	0	0	0	0	0	0.1	0.1
26 FAYETTE		821.9	134.9	115.9	0	87	0	0	1159.7
32 INDIANA		0.9	7.8	0	0	0	0	145.4	154.1
42 MCKEAN		1.9	0	0	0	0	0	0	1.9
56 SOMERSET		301.5	26.4	0	0	87.1	0	0	415
63 WASHINGTON		566.5	213.8	429.2	0	83.6	0	0	1293.1
65 WESTMORELAND		15876.9	9479	4579.9	0	3096.2	0	2.7	33034.7
KY KENTUCKY		0	0	0	0	0	0	0.1	0.1
WV WEST VIRGINIA		13	4936.7	0	667.7	2.3	0	4.3	5624
Waste Totals:		35663.6	17465.9	6400.3	667.7	4232.6	0	164.5	64594.6

Disposal Facility: 100934, IESI PA BLUE RIDGE LANDFILL CORP

County/State that Generated Waste	Waste Type:	Municipal	Residual	Sewage Sludge	Processed Medical Waste	Construction	WTE Ash Residue	Asbestos	Total
01 ADAMS		5605.2	660.6	0	0	1245	0	0	7510.8
21 CUMBERLAND		4927.9	239.9	281.6	0	1927.7	0	0.9	7378
22 DAUPHIN		0	0	0	0	62.8	0	0	62.8
28 FRANKLIN		18960.3	4650.4	1558.3	0	3403.2	0	0	28572.2
29 FULTON		16.6	0	0	0	41	0	0	57.6
46 MONTGOMERY		0	0	0	0	2.7	0	0	2.7
48 NORTHAMPTON		0	269.6	0	0	0	0	0	269.6
50 PERRY		26.6	0	0	0	0	0	0	26.6
67 YORK		0	22.3	0	0	112.8	0	0	135.1
DC DISRICT OF COLUMBIA		28714.8	0	0	0	0	0	0	28714.8
MD MARYLAND		87834.8	3500.3	14.1	0	1072.3	0	4.8	92426.3
NY NEW YORK		16238	0	0	0	0	0	0	16238
WV WEST VIRGINIA		6646.7	0	0	0	14.8	0	0	6661.5
Waste Totals:		168970.9	9343.1	1854	0	7882.3	0	5.7	188056



Please Use
Recycled Paper

Phone: 717-783-9258
 Printed: 2/6/2018

Also visit our Internet WWW Site at: <http://www.dep.state.pa.us>

DISCLAIMER: While care has been taken in the preparation of this report, there is no warranty or guarantee as to the data, calculation or content accuracy. The Commonwealth reserves the right to update or change any data or presentation format without notice or liability.

Commonwealth of Pennsylvania
 Department of Environmental Protection
 Bureau of Waste Management
 Division of Reporting and Fee Collection

 Landfill Waste Receipts
 in Tons (2000 lbs.) of Waste

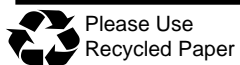
For Year: Quarter:
 2017 / 4

Disposal Facility: 100620, IMPERIAL LANDFILL

County/State that Generated Waste	Waste Type:	Municipal	Residual	Sewage Sludge	Processed Medical Waste	Construction	WTE Ash Residue	Asbestos	Total
02 ALLEGHENY		77787	12702.8	7288.4	0	6887.9	1971	1431.2	108068.3
04 BEAVER		1489.4	2114.9	1569.9	0	442.1	0	9.6	5625.9
10 BUTLER		1246.7	35.9	0	0	206.8	0	0	1489.4
16 CLARION		9.9	0	0	0	0	0	0	9.9
26 FAYETTE		52.9	0	0	0	2.9	0	0	55.8
30 GREENE		82.3	1249	0	0	0	0	0	1331.3
37 LAWRENCE		0	0	0	0	0	0	10.4	10.4
42 MCKEAN		0	0	0	0	0	0	0.1	0.1
43 MERCER		0	0	0	0	0	0	2.2	2.2
61 VENANGO		0	0	0	0	8.9	0	0	8.9
63 WASHINGTON		3875.6	16819.2	90.6	0	991.2	0	0	21776.6
65 WESTMORELAND		0	323.6	0	0	0	0	34	357.6
DC DISRICT OF COLUMBIA		8.1	0	0	0	0	0	0	8.1
NY NEW YORK		0	401.4	0	0	0	0	0.4	401.8
OH OHIO		0	11173.5	67.8	0	1.4	0	11.3	11254
WV WEST VIRGINIA		2657.8	60.6	53.1	0	8.7	0	10.2	2790.4
Waste Totals:		87209.7	44880.9	9069.8	0	8549.9	1971	1509.4	153190.7

Disposal Facility: 101439, JOSEPH J BRUNNER INC LANDFILL

County/State that Generated Waste	Waste Type:	Municipal	Residual	Sewage Sludge	Processed Medical Waste	Construction	WTE Ash Residue	Asbestos	Total
02 ALLEGHENY		4800.1	0	173.4	0	0	0	4.5	4978
04 BEAVER		5896	1590.1	1314.1	0	0	0	0	8800.2
10 BUTLER		1176.4	49.9	3.3	0	0	0	0	1229.6
37 LAWRENCE		9	0	28.6	0	0	0	0	37.6
63 WASHINGTON		0	0	0	0	0	0	0.8	0.8
Waste Totals:		11881.5	1640	1519.4	0	0	0	5.3	15046.2



Please Use
Recycled Paper

Phone: 717-783-9258
 Printed: 2/6/2018

Also visit our Internet WWW Site at: <http://www.dep.state.pa.us>

DISCLAIMER: While care has been taken in the preparation of this report, there is no warranty or guarantee as to the data, calculation or content accuracy. The Commonwealth reserves the right to update or change any data or presentation format without notice or liability.

Commonwealth of Pennsylvania
 Department of Environmental Protection
 Bureau of Waste Management
 Division of Reporting and Fee Collection

 Landfill Waste Receipts
 in Tons (2000 lbs.) of Waste

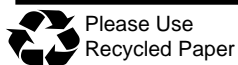
For Year: Quarter:
 2017 / 4

Disposal Facility: 100663, KELLY RUN SANITATION INC LANDFILL

County/State that Generated Waste	Waste Type:	Municipal	Residual	Sewage Sludge	Processed Medical Waste	Construction	WTE Ash Residue	Asbestos	Total
02 ALLEGHENY		11041.2	7660.1	48.8	0	1995.3	0	0	20745.4
10 BUTLER		0	1	0	0	0	0	0	1
26 FAYETTE		1061.7	74.9	261.7	0	137.7	0	0	1536
30 GREENE		101.7	5553.1	0	0	0	0	0	5654.8
56 SOMERSET		0	0	0	0	2.7	0	0	2.7
63 WASHINGTON		1378.3	1127.4	21	0	215.5	0	0	2742.2
65 WESTMORELAND		2062.4	54.1	0	0	316.3	0	0	2432.8
OH OHIO		0	149.6	0	0	0	0	0	149.6
WV WEST VIRGINIA		0	131.6	0	0	0	0	0	131.6
Waste Totals:		15645.3	14751.8	331.5	0	2667.5	0	0	33396.1

Disposal Facility: 101247, KEYSTONE SANITARY LANDFILL

County/State that Generated Waste	Waste Type:	Municipal	Residual	Sewage Sludge	Processed Medical Waste	Construction	WTE Ash Residue	Asbestos	Total
08 BRADFORD		4.7	25.4	0	0	0	0	0	30.1
13 CARBON		61.6	0	0	0	22.6	0	0	84.2
19 COLUMBIA		0	0	0	0	12.9	0	0	12.9
35 LACKAWANNA		47853.3	1686.9	5103.6	0	4017.7	0	0	58661.5
39 LEHIGH		448	0	0	0	0	0	0	448
40 LUZERNE		17210.6	1554.9	3734.6	0	2206.9	0	0	24707
45 MONROE		2422.1	143.8	421.9	0	0	0	0	2987.8
46 MONTGOMERY		798.5	0	0	0	0	0	0	798.5
48 NORTHAMPTON		0	0	228.5	0	0	0	0	228.5
52 PIKE		4321.4	47.2	1309.3	0	53.3	0	0	5731.2
54 SCHUYLKILL		78.2	0	0	0	0	0	0	78.2
58 SUSQUEHANNA		3861.8	27661.7	21.4	0	1512.7	0	0	33057.6
64 WAYNE		155.3	0	318.5	0	57.6	0	0	531.4
66 WYOMING		933.9	29.8	71.8	0	126.7	0	0	1162.2
CT CONNECTICUT		14683.8	0	0	0	0	0	0	14683.8
NJ NEW JERSEY		109984.2	474.5	0	0	1454.2	0	0	111912.9
NY NEW YORK		189569.4	1439	0	0	64.2	0	0	191072.6
Waste Totals:		392386.8	33063.2	11209.6	0	9528.8	0	0	446188.4



Please Use
 Recycled Paper

Phone: 717-783-9258
 Printed: 2/6/2018

Also visit our Internet WWW Site at: <http://www.dep.state.pa.us>

DISCLAIMER: While care has been taken in the preparation of this report, there is no warranty or guarantee as to the data, calculation or content accuracy. The Commonwealth reserves the right to update or change any data or presentation format without notice or liability.

Commonwealth of Pennsylvania
 Department of Environmental Protection
 Bureau of Waste Management
 Division of Reporting and Fee Collection

 Landfill Waste Receipts
 in Tons (2000 lbs.) of Waste

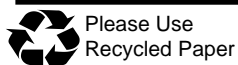
For Year: Quarter:
 2017 / 4

Disposal Facility: 100329, LAKE VIEW LANDFILL

County/State that Generated Waste	Waste Type:	Municipal	Residual	Sewage Sludge	Processed Medical Waste	Construction	WTE Ash Residue	Asbestos	Total
02 ALLEGHENY		0	9.8	0	0	0	0	0	9.8
20 CRAWFORD		2127.3	940.4	0	0	424.3	0	2	3494
25 ERIE		35702.8	8574.5	3516.9	0	7207	750.8	52.6	55804.6
43 MERCER		3476	0	0	0	3.1	0	10.6	3489.7
62 WARREN		0	26.3	0	0	12.6	0	25.4	64.3
63 WASHINGTON		0	175.9	0	0	0	0	0	175.9
NY NEW YORK		0	0	0	0	1.7	0	0	1.7
OH OHIO		10.1	0	0	0	0.3	0	0	10.4
Waste Totals:		41316.2	9726.9	3516.9	0	7649	750.8	90.6	63050.4

Disposal Facility: 101534, LAUREL HIGHLANDS LANDFILL INC

County/State that Generated Waste	Waste Type:	Municipal	Residual	Sewage Sludge	Processed Medical Waste	Construction	WTE Ash Residue	Asbestos	Total
05 BEDFORD		21.5	0	0	0	0	0	0	21.5
07 BLAIR		6259.1	5348.6	2233.2	0	666.3	0	0	14507.2
11 CAMBRIA		7933.3	1441.1	986.9	0	1312.8	0	0	11674.1
17 CLEARFIELD		0	0	47.3	0	0	0	0	47.3
31 HUNTINGDON		0	270	0	0	21.9	0	0	291.9
32 INDIANA		175.3	209	0	0	75.3	0	0	459.6
33 JEFFERSON		8.5	0	0	0	52.2	0	0	60.7
56 SOMERSET		0	0	0	0	2.4	0	0	2.4
65 WESTMORELAND		78.9	324.2	0	0	6.7	0	0	409.8
Waste Totals:		14476.6	7592.9	3267.4	0	2137.6	0	0	27474.5



Please Use
Recycled Paper

Phone: 717-783-9258
 Printed: 2/6/2018

Also visit our Internet WWW Site at: <http://www.dep.state.pa.us>

DISCLAIMER: While care has been taken in the preparation of this report, there is no warranty or guarantee as to the data, calculation or content accuracy. The Commonwealth reserves the right to update or change any data or presentation format without notice or liability.

Commonwealth of Pennsylvania
 Department of Environmental Protection
 Bureau of Waste Management
 Division of Reporting and Fee Collection

 Landfill Waste Receipts
 in Tons (2000 lbs.) of Waste

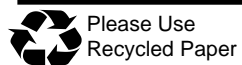
For Year: Quarter:
 2017 / 4

Disposal Facility: 100758, LCSWMA - Susq. Resource Mgmt Complex

County/State that Generated Waste	Waste Type:	Municipal	Residual	Sewage Sludge	Processed Medical Waste	Construction	WTE Ash Residue	Asbestos	Total
02 ALLEGHENY		0	193.1	0	0	0	0	0	193.1
06 BERKS		5195.8	0	0	0	0	0	0	5195.8
10 BUTLER		0	120.6	0	0	0	0	0	120.6
18 CLINTON		0	145.2	0	0	0	0	0	145.2
19 COLUMBIA		0	47	0	0	0	0	0	47
20 CRAWFORD		0	18.8	0	0	0	0	0	18.8
21 CUMBERLAND		12382.6	61.4	0	0	1321	0	0	13765
22 DAUPHIN		43981.6	1379.7	0	0	5566.7	0	0	50928
26 FAYETTE		0	19.9	0	0	0	0	0	19.9
28 FRANKLIN		15.5	118.8	0	0	0	0	0	134.3
34 JUNIATA		0	0	0	0	1.2	0	0	1.2
36 LANCASTER		337.4	0	0	0	0	0	0	337.4
38 LEBANON		0	0	0	0	0.5	0	0	0.5
40 LUZERNE		0	226	0	0	0	0	0	226
41 LYCOMING		0	16.1	0	0	0	0	0	16.1
50 PERRY		403.4	78.7	0	0	4.2	0	0	486.3
51 PHILADELPHIA		4383	0	0	0	0	0	0	4383
54 SCHUYLKILL		52.4	81.1	0	0	0	0	0	133.5
65 WESTMORELAND		0	17.8	0	0	0	0	0	17.8
67 YORK		3.4	0	0	0	191.2	0	0	194.6
MD MARYLAND		0	19.1	0	0	0	0	0	19.1
NJ NEW JERSEY		4070.4	0	0	0	0	0	0	4070.4
Waste Totals:		70825.5	2543.3	0	0	7084.8	0	0	80453.6

Disposal Facility: 101389, LCSWMA FREY FARM LANDFILL

County/State that Generated Waste	Waste Type:	Municipal	Residual	Sewage Sludge	Processed Medical Waste	Construction	WTE Ash Residue	Asbestos	Total
22 DAUPHIN		0	0	0	0	5658.5	20363.3	0	26021.8
36 LANCASTER		6203.5	26443.2	6840.2	153.2	28731.2	21170.1	0.2	89541.6
38 LEBANON		0	414	0	0	0	0	0	414
67 YORK		0	2992.7	0	0	175.4	0	0	3168.1
DE DELAWARE (ST)		0	25.3	0	0	0	0	0	25.3
Waste Totals:		6203.5	29875.2	6840.2	153.2	34565.1	41533.4	0.2	119170.8



Please Use
Recycled Paper

Phone: 717-783-9258
 Printed: 2/6/2018

Also visit our Internet WWW Site at: <http://www.dep.state.pa.us>

DISCLAIMER: While care has been taken in the preparation of this report, there is no warranty or guarantee as to the data, calculation or content accuracy. The Commonwealth reserves the right to update or change any data or presentation format without notice or liability.

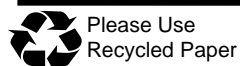
Commonwealth of Pennsylvania
 Department of Environmental Protection
 Bureau of Waste Management
 Division of Reporting and Fee Collection

 Landfill Waste Receipts
 in Tons (2000 lbs.) of Waste

For Year: Quarter:
 2017 / 4

Disposal Facility: 400592, LCSWMA RESOURCE RECOVERY FACILITY

County/State that Generated Waste	Waste Type:	Municipal	Residual	Sewage Sludge	Processed Medical Waste	Construction	WTE Ash Residue	Asbestos	Total
06 BERKS		729.3	175.3	0	0	0	0	0	904.6
07 BLAIR		0	19.2	0	0	0	0	0	19.2
09 BUCKS		0	380.8	0	0	0	0	0	380.8
11 CAMBRIA		0	12.8	0	0	0	0	0	12.8
13 CARBON		0	34.8	0	0	0	0	0	34.8
14 CENTRE		0	9.3	0	0	0	0	0	9.3
15 CHESTER		0	73	0	0	0	0	0	73
18 CLINTON		0	100.2	0	0	0	0	0	100.2
19 COLUMBIA		0	137.2	0	0	0	0	0	137.2
21 CUMBERLAND		0	37.1	0	0	0	0	0	37.1
22 DAUPHIN		782.5	1072.2	0	0	0	0	0	1854.7
23 DELAWARE		0	2.8	0	0	0	0	0	2.8
36 LANCASTER		76161.5	10950.9	666.2	0	131.9	0	0	87910.5
38 LEBANON		0	313.1	0	0	0	0	0	313.1
39 LEHIGH		0	1494.1	0	0	0	0	0	1494.1
40 LUZERNE		0	3	0	0	0	0	0	3
45 MONROE		0	246.2	0	0	0	0	0	246.2
46 MONTGOMERY		0	334.5	0	0	0	0	0	334.5
48 NORTHAMPTON		0	83.6	0	0	0	0	0	83.6
49 NORTHUMBERLAND		0	70	0	0	0	0	0	70
51 PHILADELPHIA		248.1	16.3	0	0	0	0	0	264.4
54 SCHUYLKILL		0	12.9	0	0	0	0	0	12.9
66 WYOMING		0	481.3	0	0	0	0	0	481.3
67 YORK		0	51	0	0	0	0	0	51
DE DELAWARE (ST)		0	201.4	0	0	0	0	0	201.4
FL FLORIDA		0	11.4	0	0	0	0	0	11.4
IL ILLINOIS		0	101.1	0	0	0	0	0	101.1
LA LOUISIANA		0	2.5	0	0	0	0	0	2.5
MD MARYLAND		0	73.3	0	0	0	0	0	73.3
NC NORTH CAROLINA		0	937.8	0	0	0	0	0	937.8
NJ NEW JERSEY		644.8	126.1	0	0	0	0	0	770.9
NY NEW YORK		0	62.1	0	0	0	0	0	62.1
VA VIRGINIA		0	2.1	0	0	0	0	0	2.1
Waste Totals:		78566.2	17629.4	666.2	0	131.9	0	0	96993.7



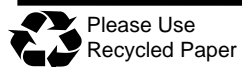
Commonwealth of Pennsylvania
 Department of Environmental Protection
 Bureau of Waste Management
 Division of Reporting and Fee Collection

 Landfill Waste Receipts
 in Tons (2000 lbs.) of Waste

For Year: Quarter:
 2017 / 4

Disposal Facility: 100963, LYCOMING COUNTY RESOURCE MANAGEMENT SERVICES LANDFILL

County/State that Generated Waste	Waste Type:	Municipal	Residual	Sewage Sludge	Processed Medical Waste	Construction	WTE Ash Residue	Asbestos	Total
13 CARBON		0	73.4	0	0	0	0	0	73.4
14 CENTRE		0	5.3	0	0	0	0	0	5.3
18 CLINTON		14.1	40.8	0	0	3.8	0	0	58.7
19 COLUMBIA		11341.3	2774.2	2265	0	5624	0	144.1	22148.6
21 CUMBERLAND		0	0.2	0	0	0	0	0	0.2
22 DAUPHIN		0	0	0	0	6.8	0	0	6.8
36 LANCASTER		0	0.8	0	0	0	0	0	0.8
40 LUZERNE		0	48.6	0	0	0	0	0	48.6
41 LYCOMING		13321.5	3175.4	1766.3	0	904.3	0	0.4	19167.9
44 MIFFLIN		0	6.2	0	0	0	0	0	6.2
46 MONTGOMERY		0	6.3	0	0	0	0	0	6.3
47 MONTOUR		2320	508.6	0	123.8	538.7	0	0	3491.1
49 NORTHUMBERLAND		4804.1	2715.9	1857.4	0	450.5	0	12.9	9840.8
50 PERRY		0	58.4	0	0	0	0	0	58.4
52 PIKE		245.1	0	0	0	0	0	0	245.1
54 SCHUYLKILL		0	19.9	0	0	0	0	24.1	44
55 SNYDER		2927.5	917.1	333.7	0	102.2	12.7	0	4293.2
57 SULLIVAN		8	0	0	0	0	0	0	8
59 TIOGA		9	0	0	0	0	0	0	9
60 UNION		5274.3	1989.1	762.2	0	411.2	0	0	8436.8
67 YORK		0	0.9	0	0	0	0	0	0.9
NJ NEW JERSEY		0	20.1	0	0	0	0	33.9	54
NY NEW YORK		13.2	0	0	0	0	0	0	13.2
Waste Totals:		40278.1	12361.2	6984.6	123.8	8041.5	12.7	215.4	68017.3



Commonwealth of Pennsylvania
 Department of Environmental Protection
 Bureau of Waste Management
 Division of Reporting and Fee Collection

 Landfill Waste Receipts
 in Tons (2000 lbs.) of Waste

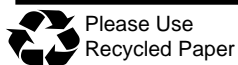
For Year: Quarter:
 2017 / 4

Disposal Facility: 100113, MODERN LANDFILL

County/State that Generated Waste	Waste Type:	Municipal	Residual	Sewage Sludge	Processed Medical Waste	Construction	WTE Ash Residue	Asbestos	Total
01 ADAMS		418.6	568.9	84.3	0	366.1	0	0	1437.9
09 BUCKS		0	70.4	0	0	0	0	0	70.4
15 CHESTER		0	49.2	0	0	0	0	0	49.2
21 CUMBERLAND		8314.4	525.9	143.2	0	2729.5	0	0	11713
22 DAUPHIN		0	3054.5	112.4	268.8	544.7	0	142	4122.4
23 DELAWARE		0	65.2	0	0	0	0	0	65.2
36 LANCASTER		0	14015.2	0	0	0	0	0	14015.2
38 LEBANON		0	2937.6	0	0	0	0	0.1	2937.7
39 LEHIGH		0	46.2	0	0	0	0	0	46.2
44 MIFFLIN		0	2369	0	0	0	0	0	2369
46 MONTGOMERY		12981.7	200.8	0	0	8733.3	0	244.6	22160.4
50 PERRY		15.9	0	0	0	0	0	0	15.9
51 PHILADELPHIA		44538.7	230.5	0	0	72.1	0	0	44841.3
54 SCHUYLKILL		0	9	0	0	0	0	0	9
67 YORK		125.2	59971.9	543.6	0	6287	36561.2	98.6	103587.5
CT CONNECTICUT		0	3061.2	22.9	0	0	0	338	3422.1
DC DISRICT OF COLUMBIA		0	4222.6	0	0	0	0	23.2	4245.8
DE DELAWARE (ST)		0	4575.7	0	0	0	0	149.9	4725.6
MD MARYLAND		5537	18694.4	341.6	4917.6	53.4	0	340.4	29884.4
NJ NEW JERSEY		2418.5	165.7	0	0	17.4	0	0.2	2601.8
VA VIRGINIA		0	114.9	0	0	0	0	16	130.9
Waste Totals:		74350	114948.8	1248	5186.4	18803.5	36561.2	1353	252450.9

Disposal Facility: 100594, MONROEVILLE LANDFILL

County/State that Generated Waste	Waste Type:	Municipal	Residual	Sewage Sludge	Processed Medical Waste	Construction	WTE Ash Residue	Asbestos	Total
02 ALLEGHENY		63904	19384.7	1520.9	759.1	13531.1	397.7	0	99497.5
03 ARMSTRONG		100.8	0	0	0	81	0	0	181.8
10 BUTLER		154.7	53.1	0	0	14.6	0	0	222.4
65 WESTMORELAND		2858	142.7	0	0	980.4	0	0	3981.1
OH OHIO		0	123.5	0	0	0	0	0	123.5
WV WEST VIRGINIA		0	84.4	0	0	0	0	0	84.4
Waste Totals:		67017.5	19788.4	1520.9	759.1	14607.1	397.7	0	104090.7



Please Use
Recycled Paper

Phone: 717-783-9258
 Printed: 2/6/2018

Also visit our Internet WWW Site at: <http://www.dep.state.pa.us>

DISCLAIMER: While care has been taken in the preparation of this report, there is no warranty or guarantee as to the data, calculation or content accuracy. The Commonwealth reserves the right to update or change any data or presentation format without notice or liability.

Commonwealth of Pennsylvania
 Department of Environmental Protection
 Bureau of Waste Management
 Division of Reporting and Fee Collection

 Landfill Waste Receipts
 in Tons (2000 lbs.) of Waste

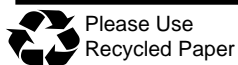
For Year: Quarter:
 2017 / 4

Disposal Facility: 101571, MOSTOLLER LANDFILL INC

County/State that Generated Waste	Waste Type:	Municipal	Residual	Sewage Sludge	Processed Medical Waste	Construction	WTE Ash Residue	Asbestos	Total
05 BEDFORD		585.2	1.8	17.2	0	0.8	0	0	605
07 BLAIR		1915.9	313.5	476.8	0	122.3	0	0	2828.5
11 CAMBRIA		7931.5	277.1	211.7	0	341.9	0	3.7	8765.9
12 CAMERON		0	0	0	0	0	0	9.4	9.4
22 DAUPHIN		0	0	477.7	0	0	0	0	477.7
31 HUNTINGDON		5.2	65.5	0	0	0	0	0	70.7
32 INDIANA		0	0	0	0	76.1	0	109.9	186
56 SOMERSET		6335.4	849.4	319.2	0	510.2	0	0	8014.2
65 WESTMORELAND		4561.9	9030.4	0	0	68.5	0	0	13660.8
MD MARYLAND		7816.4	8.6	0	0	0	0	13	7838
NJ NEW JERSEY		0	0	0	0	0	0	4.8	4.8
NY NEW YORK		0	0	1705.5	0	0	0	0	1705.5
Waste Totals:		29151.5	10546.3	3208.1	0	1119.8	0	140.8	44166.5

Disposal Facility: 101100, MOUNTAIN VIEW RECLAMATION LANDFILL

County/State that Generated Waste	Waste Type:	Municipal	Residual	Sewage Sludge	Processed Medical Waste	Construction	WTE Ash Residue	Asbestos	Total
01 ADAMS		2135.9	993.8	23.4	0	113.8	0	0	3266.9
21 CUMBERLAND		3785.8	290.9	12.6	0	1037.2	0	0	5126.5
22 DAUPHIN		0	4150.8	41.4	0	1657.1	0	0	5849.3
28 FRANKLIN		4459.6	1152.6	266.2	0	1358.2	0	0	7236.6
29 FULTON		570.6	171.5	0	0	140.2	0	0	882.3
50 PERRY		347.6	0	0	0	21	0	0	368.6
67 YORK		0	15.3	0	0	240.1	0	0	255.4
DE DELAWARE (ST)		0	740	0	0	0	0	0	740
MD MARYLAND		12904.5	7741.5	179.9	0	4091.5	0	2126.3	27043.7
VA VIRGINIA		0	214.5	0	0	0	0	0	214.5
WV WEST VIRGINIA		7053.8	334.9	0	0	321.9	0	1.1	7711.7
Waste Totals:		31257.8	15805.8	523.5	0	8981	0	2127.4	58695.5



Please Use
Recycled Paper

Phone: 717-783-9258
 Printed: 2/6/2018

Also visit our Internet WWW Site at: <http://www.dep.state.pa.us>

DISCLAIMER: While care has been taken in the preparation of this report, there is no warranty or guarantee as to the data, calculation or content accuracy. The Commonwealth reserves the right to update or change any data or presentation format without notice or liability.

Commonwealth of Pennsylvania
 Department of Environmental Protection
 Bureau of Waste Management
 Division of Reporting and Fee Collection

 Landfill Waste Receipts
 in Tons (2000 lbs.) of Waste

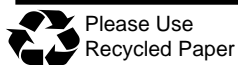
For Year: Quarter:
 2017 / 4

Disposal Facility: 100585, NORTHWEST SANITARY LANDFILL

County/State that Generated Waste	Waste Type:	Municipal	Residual	Sewage Sludge	Processed Medical Waste	Construction	WTE Ash Residue	Asbestos	Total
02 ALLEGHENY		749.3	959.7	0	0	39	0	0	1748
03 ARMSTRONG		1599.8	3662	0	0	99.5	0	0	5361.3
04 BEAVER		31.7	0	0	0	1.6	0	0	33.3
10 BUTLER		6012	12589.6	0	0	1238.3	0	5.2	19845.1
16 CLARION		310.6	423.6	5.6	0	22.7	0	1.9	764.4
20 CRAWFORD		44.1	22.8	0	0	0.5	0	0	67.4
32 INDIANA		0	1.3	0	0	0	0	0	1.3
33 JEFFERSON		0	5.4	0	0	0	0	0	5.4
37 LAWRENCE		2509.4	69.2	0	0	106.7	0	0	2685.3
43 MERCER		126.5	20.2	58.4	0	97.3	0	6.6	309
61 VENANGO		889.5	557.9	0	0	43.9	0	0	1491.3
Waste Totals:		12272.9	18311.7	64	0	1649.5	0	13.7	32311.8

Disposal Facility: 100346, PIONEER CROSSING LANDFILL

County/State that Generated Waste	Waste Type:	Municipal	Residual	Sewage Sludge	Processed Medical Waste	Construction	WTE Ash Residue	Asbestos	Total
06 BERKS		12715	10989.7	947.9	0	4022.2	0	0	28674.8
09 BUCKS		179.8	171.8	0	92.3	0	0	0	443.9
13 CARBON		0	0	0	459.7	0	0	0	459.7
15 CHESTER		400.7	168.7	0	0	85.8	0	0	655.2
23 DELAWARE		0	320.7	0	384.5	21.4	0	0	726.6
36 LANCASTER		222.2	0	0	0	0	0	0	222.2
39 LEHIGH		1551.4	1678.7	36.2	65.9	7.1	0	0	3339.3
46 MONTGOMERY		27164.6	1765.5	408	0	64	80	0	29482.1
48 NORTHAMPTON		0	1360.2	0	933.1	0	0	0	2293.3
51 PHILADELPHIA		0.1	291.5	0	514	0	0	0	805.6
54 SCHUYLKILL		30.8	0	0	0	0	0	0	30.8
NJ NEW JERSEY		1128.1	596.3	195.6	0	0	0	0	1920
NY NEW YORK		94.5	297.9	1735.8	0	0	0	0	2128.2
Waste Totals:		43487.2	17641	3323.5	2449.5	4200.5	80	0	71181.7



Commonwealth of Pennsylvania
 Department of Environmental Protection
 Bureau of Waste Management
 Division of Reporting and Fee Collection

 Landfill Waste Receipts
 in Tons (2000 lbs.) of Waste

For Year: Quarter:
 2017 / 4

Disposal Facility: 101069, S.E.C.C.R.A. LANDFILL

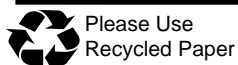
County/State that Generated Waste	Waste Type:	Municipal	Residual	Sewage Sludge	Processed Medical Waste	Construction	WTE Ash Residue	Asbestos	Total
15 CHESTER		18047.9	596.6	651.9	0	7370.1	0	0	26666.5
Waste Totals:		18047.9	596.6	651.9	0	7370.1	0	0	26666.5

Disposal Facility: 101538, SANDY RUN LANDFILL INC.

County/State that Generated Waste	Waste Type:	Municipal	Residual	Sewage Sludge	Processed Medical Waste	Construction	WTE Ash Residue	Asbestos	Total
05 BEDFORD		1502.7	35.5	87.8	0	6	0	0	1632
07 BLAIR		823.5	74.8	25.5	0	2	0	0	925.8
29 FULTON		203.7	0	0	0	5	0	0	208.7
31 HUNTINGDON		700.4	0	33.9	0	52.5	0	0	786.8
WV WEST VIRGINIA		0	3087.4	0	0	0	0	0	3087.4
Waste Totals:		3230.3	3197.7	147.2	0	65.5	0	0	6640.7

Disposal Facility: 100403, SENECA LANDFILL INC

County/State that Generated Waste	Waste Type:	Municipal	Residual	Sewage Sludge	Processed Medical Waste	Construction	WTE Ash Residue	Asbestos	Total
02 ALLEGHENY		12110.5	12523.3	0	0	1156.5	0	0	25790.3
03 ARMSTRONG		1573.9	273.3	109.4	0	94.1	0	0	2050.7
04 BEAVER		15956	518.8	351.9	0	42.8	0	0	16869.5
10 BUTLER		22559.7	6878.2	1130.4	0	2351	0	0	32919.3
16 CLARION		12.6	7.9	26.6	0	12.8	0	0	59.9
20 CRAWFORD		0	0	805.5	0	0	0	0	805.5
25 ERIE		0	61.8	16.3	0	0	0	0	78.1
27 FOREST		0	0	77.1	0	0	0	0	77.1
32 INDIANA		0.2	100.9	0	0	0	0	0	101.1
37 LAWRENCE		148.7	7230.3	36.3	0	41	0	0	7456.3
43 MERCER		27785.5	1284.3	122.7	0	111.2	0	0	29303.7
61 VENANGO		6.2	267.9	720.8	0	661.1	0	0	1656
63 WASHINGTON		0	59.1	0	0	0	0	0	59.1
65 WESTMORELAND		1780.3	313	929.7	0	52.4	0	0	3075.4
OH OHIO		14301.2	413.8	0	0	0	0	0	14715
Waste Totals:		96234.8	29932.6	4326.7	0	4522.9	0	0	135017



Commonwealth of Pennsylvania
 Department of Environmental Protection
 Bureau of Waste Management
 Division of Reporting and Fee Collection

 Landfill Waste Receipts
 in Tons (2000 lbs.) of Waste

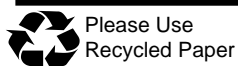
For Year: Quarter:
 2017 / 4

Disposal Facility: 100592, SOUTH HILLS LANDFILL INC

County/State that Generated Waste	Waste Type:	Municipal	Residual	Sewage Sludge	Processed Medical Waste	Construction	WTE Ash Residue	Asbestos	Total
02 ALLEGHENY		8823.8	6359.8	509.1	0	7281.3	0	0	22974
26 FAYETTE		125.1	0	0	0	13.4	0	0	138.5
30 GREENE		0	10.7	0	0	0	0	0	10.7
63 WASHINGTON		2614	0	0	0	667.5	0	0	3281.5
OH OHIO		0	146.9	0	0	0	0	0	146.9
WV WEST VIRGINIA		0	112.1	0	0	0	0	0	112.1
Waste Totals:		11562.9	6629.5	509.1	0	7962.2	0	0	26663.7

Disposal Facility: 100081, SOUTHERN ALLEGHENIES LANDFILL INC

County/State that Generated Waste	Waste Type:	Municipal	Residual	Sewage Sludge	Processed Medical Waste	Construction	WTE Ash Residue	Asbestos	Total
05 BEDFORD		39.2	2410.8	0	0	4.1	0	8.8	2462.9
07 BLAIR		0.8	69.9	0	0	0	0	0	70.7
11 CAMBRIA		6969.6	1391.8	26.5	0	1020.1	0	13.9	9421.9
32 INDIANA		2.3	0	0	0	0	0	0	2.3
33 JEFFERSON		0	0	0	0	0.7	0	0	0.7
56 SOMERSET		4050.2	693.5	516.2	0	301.5	0	0	5561.4
65 WESTMORELAND		11.9	0	0	0	2.9	0	0	14.8
NY NEW YORK		0	0	0	0	0	0	99.5	99.5
Waste Totals:		11074	4566	542.7	0	1329.3	0	122.2	17634.2



Please Use
Recycled Paper

Phone: 717-783-9258
 Printed: 2/6/2018

Also visit our Internet WWW Site at: <http://www.dep.state.pa.us>

DISCLAIMER: While care has been taken in the preparation of this report, there is no warranty or guarantee as to the data, calculation or content accuracy. The Commonwealth reserves the right to update or change any data or presentation format without notice or liability.

Commonwealth of Pennsylvania
 Department of Environmental Protection
 Bureau of Waste Management
 Division of Reporting and Fee Collection

 Landfill Waste Receipts
 in Tons (2000 lbs.) of Waste

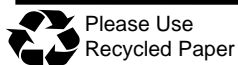
For Year: Quarter:
 2017 / 4

Disposal Facility: 100277, TERVITA SANITARY LANDFILL

County/State that Generated Waste	Waste Type:	Municipal	Residual	Sewage Sludge	Processed Medical Waste	Construction	WTE Ash Residue	Asbestos	Total
02 ALLEGHENY		8941.7	5763.6	964	0	1798.2	0	69	17536.5
03 ARMSTRONG		0	0	0	0	139.7	0	0	139.7
04 BEAVER		0	0	0	0	12.3	0	0	12.3
10 BUTLER		0	0	0	0	2.3	0	0	2.3
26 FAYETTE		4364.4	13	228.5	0	1376.5	0	0	5982.4
30 GREENE		266.3	185.2	0	0	574.6	0	0	1026.1
32 INDIANA		3.7	0	0	0	0	0	0	3.7
56 SOMERSET		0	0	0	0	0.1	0	0	0.1
62 WARREN		0	0	0	0	3.6	0	0	3.6
63 WASHINGTON		9268.4	6771.3	57.6	0	2058.6	0	0	18155.9
65 WESTMORELAND		6198.4	196.3	209.9	0	3453.9	0	0	10058.5
OH OHIO		0	17.3	0	0	0	0	0	17.3
WV WEST VIRGINIA		217.3	19015.9	0	0	49.3	8.1	0	19290.6
Waste Totals:		29260.2	31962.6	1460	0	9469.1	8.1	69	72229

Disposal Facility: 100280, VALLEY LANDFILL

County/State that Generated Waste	Waste Type:	Municipal	Residual	Sewage Sludge	Processed Medical Waste	Construction	WTE Ash Residue	Asbestos	Total
02 ALLEGHENY		3647.6	10574.1	295.8	0	2191	685.8	26.4	17420.7
03 ARMSTRONG		0	0	0	0	227.4	0	0	227.4
04 BEAVER		0	3004	0	0	0	0	0	3004
08 BRADFORD		0	13.2	0	0	0	0	0	13.2
10 BUTLER		23.4	0	0	0	11.2	0	0	34.6
11 CAMBRIA		0	62.1	0	0	0	0	0	62.1
26 FAYETTE		125.5	0	0	0	14.3	0	0	139.8
32 INDIANA		3.9	44.4	0	0	202.1	0	0	250.4
59 TIOGA		0	9.7	0	0	0	0	0	9.7
65 WESTMORELAND		21257.8	1689.9	310.4	715.4	7975.4	0	36.7	31985.6
OH OHIO		0	67.2	0	0	0	0	0.1	67.3
Waste Totals:		25058.2	15464.6	606.2	715.4	10621.4	685.8	63.2	53214.8



Please Use
Recycled Paper

Phone: 717-783-9258
 Printed: 2/6/2018

Also visit our Internet WWW Site at: <http://www.dep.state.pa.us>

DISCLAIMER: While care has been taken in the preparation of this report, there is no warranty or guarantee as to the data, calculation or content accuracy. The Commonwealth reserves the right to update or change any data or presentation format without notice or liability.

Commonwealth of Pennsylvania
 Department of Environmental Protection
 Bureau of Waste Management
 Division of Reporting and Fee Collection

 Landfill Waste Receipts
 in Tons (2000 lbs.) of Waste

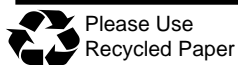
For Year: Quarter:
 2017 / 4

Disposal Facility: 100739, WESTERN BERKS COMMUNITY LANDFILL

County/State that Generated Waste	Waste Type:	Municipal	Residual	Sewage Sludge	Processed Medical Waste	Construction	WTE Ash Residue	Asbestos	Total
06 BERKS		14878.9	2768.3	3563.9	0	1917.6	0	143.6	23272.3
09 BUCKS		0	14.5	0	0	4.9	0	7.5	26.9
15 CHESTER		4.6	0	0	0	12.6	0	232.8	250
19 COLUMBIA		0	0	0	0	7.4	0	0	7.4
23 DELAWARE		0	41.1	0	0	25.4	0	1097.2	1163.7
39 LEHIGH		10612.6	66	0	0	3.5	0	9.3	10691.4
46 MONTGOMERY		3224.5	1871.4	1190.1	0	307.6	0	247.4	6841
48 NORTHAMPTON		6781.2	0	0	0	0	0	0	6781.2
51 PHILADELPHIA		0	0	0	0	0	0	135.2	135.2
NJ NEW JERSEY		0	2932.3	661.7	0	274.7	0	204	4072.7
NY NEW YORK		0	321.4	1381.7	0	0	0	0	1703.1
Waste Totals:		35501.8	8015	6797.4	0	2553.7	0	2077	54944.9

Disposal Facility: 400633, WHEELABRATOR FALLS INC

County/State that Generated Waste	Waste Type:	Municipal	Residual	Sewage Sludge	Processed Medical Waste	Construction	WTE Ash Residue	Asbestos	Total
06 BERKS		0	123.3	0	0	0	0	0	123.3
09 BUCKS		43448.5	106.5	0	0	3348.6	0	0	46903.6
13 CARBON		0	105.2	0	0	0	0	0	105.2
15 CHESTER		0	0.3	0	0	0	0	0	0.3
38 LEBANON		0	526.5	0	0	0	0	0	526.5
39 LEHIGH		0	61	0	0	0	0	0	61
40 LUZERNE		0	25.8	0	0	0	0	0	25.8
45 MONROE		0	3.9	0	0	0	0	0	3.9
46 MONTGOMERY		1111.9	455.6	0	0	0	0	0	1567.5
51 PHILADELPHIA		22737.5	168.9	0	0	5.3	0	0	22911.7
60 UNION		0	17.2	0	0	0	0	0	17.2
CT CONNECTICUT		0	2.3	0	0	0	0	0	2.3
DE DELAWARE (ST)		0	131.3	0	0	0	0	0	131.3
NJ NEW JERSEY		57968.7	1880.1	0	0	-20.5	0	0	59828.3
NY NEW YORK		0	272.8	0	0	0	0	0	272.8
VA VIRGINIA		0	1.3	0	0	0	0	0	1.3
Waste Totals:		125266.6	3882	0	0	3333.4	0	0	132482



Please Use
Recycled Paper

Phone: 717-783-9258
 Printed: 2/6/2018

Also visit our Internet WWW Site at: <http://www.dep.state.pa.us>

DISCLAIMER: While care has been taken in the preparation of this report, there is no warranty or guarantee as to the data, calculation or content accuracy. The Commonwealth reserves the right to update or change any data or presentation format without notice or liability.

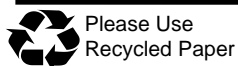
Commonwealth of Pennsylvania
 Department of Environmental Protection
 Bureau of Waste Management
 Division of Reporting and Fee Collection

 Landfill Waste Receipts
 in Tons (2000 lbs.) of Waste

For Year: Quarter:
 2017 / 4

Disposal Facility: 400561, YORK COUNTY RESOURCE RECOVERY CENTER

County/State that Generated Waste	Waste Type:	Municipal	Residual	Sewage Sludge	Processed Medical Waste	Construction	WTE Ash Residue	Asbestos	Total
01 ADAMS		2654.8	294.8	0	0	504.4	0	0	3454
06 BERKS		987.9	0	0	0	0	0	0	987.9
21 CUMBERLAND		5035.5	588	0	0	27.8	0	0	5651.3
22 DAUPHIN		0	0	0	0	0	0	0	0
28 FRANKLIN		43.3	0	0	0	0	0	0	43.3
38 LEBANON		0	1202.2	0	0	0	0	0	1202.2
44 MIFFLIN		0	153.5	0	0	0	0	0	153.5
51 PHILADELPHIA		2130.1	0	0	0	0	0	0	2130.1
67 YORK		79858.7	5011.2	0	0	3996.9	0	0	88866.8
MD MARYLAND		3313.5	0	0	0	0	0	0	3313.5
NC NORTH CAROLINA		0	371.4	0	0	0	0	0	371.4
NJ NEW JERSEY		17	0	0	0	0	0	0	17
Waste Totals:		94040.8	7621.1	0	0	4529.1	0	0	106191



Please Use
Recycled Paper

Phone: 717-783-9258
 Printed: 2/6/2018

Also visit our Internet WWW Site at: <http://www.dep.state.pa.us>

DISCLAIMER: While care has been taken in the preparation of this report, there is no warranty or guarantee as to the data, calculation or content accuracy. The Commonwealth reserves the right to update or change any data or presentation format without notice or liability.