

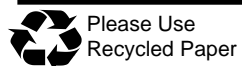
Commonwealth of Pennsylvania  
 Department of Environmental Protection  
 Bureau of Waste Management  
 Division of Reporting and Fee Collection

-----  
 Landfill Waste Receipts  
 in Tons (2000 lbs.) of Waste

For Year:   Quarter:  
 2017     /     3

Disposal Facility: 100419, ADVANCED DISPOSAL SERVICES CHESTNUT VALLEY LANDFILL INC

County/State that Generated Waste	Waste Type:	Municipal	Residual	Sewage Sludge	Processed Medical Waste	Construction	WTE Ash Residue	Asbestos	Total
02 ALLEGHENY		163.5	23.2	0	0	0.4	0	0	187.1
26 FAYETTE		14211.1	1135.2	852.4	0	2207.4	0	0	18406.1
30 GREENE		2867.3	8905.4	177.8	0	1624.7	0	138.1	13713.3
56 SOMERSET		153.5	0	0	0	0	0	0	153.5
63 WASHINGTON		1026.7	3494.2	68.9	0	117.5	0	0	4707.3
65 WESTMORELAND		781.9	78.9	0	0	12.7	0	0	873.5
WV WEST VIRGINIA		1319.5	4514	0	0	592.5	0	52	6478
<b>Waste Totals:</b>		<b>20523.5</b>	<b>18150.9</b>	<b>1099.1</b>	<b>0</b>	<b>4555.2</b>	<b>0</b>	<b>190.1</b>	<b>44518.8</b>



Please Use  
Recycled Paper

Phone: 717-783-9258  
 Printed: 11/9/2017

Also visit our Internet WWW Site at: <http://www.dep.state.pa.us>

DISCLAIMER: While care has been taken in the preparation of this report, there is no warranty or guarantee as to the data, calculation or content accuracy. The Commonwealth reserves the right to update or change any data or presentation format without notice or liability.

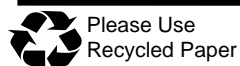
Commonwealth of Pennsylvania  
 Department of Environmental Protection  
 Bureau of Waste Management  
 Division of Reporting and Fee Collection

-----  
 Landfill Waste Receipts  
 in Tons (2000 lbs.) of Waste

For Year:   Quarter:  
 2017       /     3

Disposal Facility: 101397, ADVANCED DISPOSAL SERVICES GREENTREE LANDFILL LLC.

County/State that Generated Waste	Waste Type:	Municipal	Residual	Sewage Sludge	Processed Medical Waste	Construction	WTE Ash Residue	Asbestos	Total
02 ALLEGHENY		0	20.5	0	0	0	0	0	20.5
03 ARMSTRONG		0	107.3	0	0	0	0	0	107.3
07 BLAIR		17578.2	1338.1	0	0	15.6	0	7	18938.9
09 BUCKS		0	0	0	0	2642	0	0	2642
11 CAMBRIA		0	1.8	0	0	0	0	12	13.8
12 CAMERON		729	290.5	108.7	0	124.8	0	0	1253
14 CENTRE		28067.4	193.1	119.3	0	50.8	0	0	28430.6
16 CLARION		9780.9	5112.9	51	0	79	0	0	15023.8
17 CLEARFIELD		10867.4	1136.3	473.9	0	2093.3	0	1.5	14572.4
18 CLINTON		0	1.4	0	0	0	0	0	1.4
20 CRAWFORD		0	304.6	339.8	0	0	15.2	0	659.6
23 DELAWARE		0	4.3	0	0	0	0	4.8	9.1
24 ELK		2329.8	5372.6	245	0	924.3	0	38.7	8910.4
25 ERIE		0	33.2	0	0	0	0	0	33.2
27 FOREST		0.5	0	0	0	4.2	0	0	4.7
31 HUNTINGDON		0	20.6	30.7	0	0	0	0	51.3
32 INDIANA		0.4	0	0	0	0.7	0	2.7	3.8
33 JEFFERSON		5251.2	1267.1	175.3	0	395.4	0	24.9	7113.9
42 MCKEAN		18.1	644.1	0	0	18.9	0	0	681.1
44 MIFFLIN		0	15.9	0	0	0	0	0	15.9
48 NORTHAMPTON		4812.9	0	0	0	0	0	0	4812.9
51 PHILADELPHIA		0	387.3	0	0	0	0	0	387.3
53 POTTER		0	217.9	0	0	0	0	0	217.9
59 TIOGA		0	3.1	0	0	0	0	0	3.1
61 VENANGO		0	102.6	86.5	0	0	0	0	189.1
62 WARREN		12961.1	789.1	21.8	0	0	4.5	5.3	13781.8
65 WESTMORELAND		0	32.1	0	0	0	0	0	32.1
CT CONNECTICUT		0	41.1	0	0	0	0	0	41.1
MA MASSACHUSETTS		99	0	0	0	11.5	0	0	110.5
NJ NEW JERSEY		12648.7	3637.2	0	0	0	0	0	16285.9
NY NEW YORK		18402.5	768.5	0	0	13.2	0	5.8	19190
OH OHIO		0	9.7	0	0	0	0	0	9.7
<b>Waste Totals:</b>		<b>123547.1</b>	<b>21852.9</b>	<b>1652</b>	<b>0</b>	<b>6373.7</b>	<b>19.7</b>	<b>102.7</b>	<b>153548.1</b>



Commonwealth of Pennsylvania  
 Department of Environmental Protection  
 Bureau of Waste Management  
 Division of Reporting and Fee Collection

-----  
 Landfill Waste Receipts  
 in Tons (2000 lbs.) of Waste

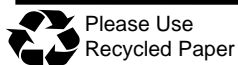
For Year:   Quarter:  
 2017     /     3

Disposal Facility: 100933, ALLIANCE SANITARY LANDFILL INC

County/State that Generated Waste	Waste Type:	Municipal	Residual	Sewage Sludge	Processed Medical Waste	Construction	WTE Ash Residue	Asbestos	Total
08 BRADFORD		142.9	233.3	0	0	0	0	0	376.2
13 CARBON		23	0	0	0	0	0	0	23
19 COLUMBIA		4.7	0	0	0	5.1	0	12.5	22.3
35 LACKAWANNA		10562	1328.4	91.8	208.1	639.6	0	81.9	12911.8
39 LEHIGH		2.5	3140.9	0	0	0	0	0	3143.4
40 LUZERNE		20273.5	1339.1	3964.9	0	1413.6	0	900.1	27891.2
45 MONROE		6585.9	324.1	0	0	234.2	0	1.2	7145.4
52 PIKE		2881.6	0	0	0	3.8	0	0	2885.4
54 SCHUYLKILL		0	9	0	0	14.6	0	0	23.6
57 SULLIVAN		0	63.8	0	0	0	0	0	63.8
58 SUSQUEHANNA		1470.1	2527	91.4	0	50	0	0	4138.5
59 TIOGA		5.6	0	0	0	0	0	0	5.6
64 WAYNE		5712.9	49.6	0	0	0	0	0	5762.5
66 WYOMING		1211.5	58.5	0	0	45.4	0	0	1315.4
CT CONNECTICUT		0	0	0	0	0	0	13.4	13.4
MD MARYLAND		0	0	0	0	0	0	59.8	59.8
NJ NEW JERSEY		0	0	0	0	0	0	110	110
NY NEW YORK		1531.1	0	0	0	0	0	69.1	1600.2
<b>Waste Totals:</b>		<b>50407.3</b>	<b>9073.7</b>	<b>4148.1</b>	<b>208.1</b>	<b>2406.3</b>	<b>0</b>	<b>1248</b>	<b>67491.5</b>

Disposal Facility: 100172, ARDEN LANDFILL INC.

County/State that Generated Waste	Waste Type:	Municipal	Residual	Sewage Sludge	Processed Medical Waste	Construction	WTE Ash Residue	Asbestos	Total
02 ALLEGHENY		18340.2	2398.3	0	0	1268.1	0	0	22006.6
04 BEAVER		18804.8	130.6	48.3	0	57.2	0	0	19040.9
08 BRADFORD		0	14.8	0	0	0	0	0	14.8
10 BUTLER		56.1	5.1	0	0	19.7	0	0	80.9
26 FAYETTE		295.6	98.3	0	0	12.5	0	0	406.4
30 GREENE		1447.4	23923.5	0	0	705.8	0	0	26076.7
63 WASHINGTON		16949.4	66441.5	1349.5	160	3000.8	0	0	87901.2
65 WESTMORELAND		0	55.2	0	0	0	0	0	55.2
OH OHIO		637	1334.5	0	0	0	0	0	1971.5
WV WEST VIRGINIA		1248.3	2081.9	0	0	1216.9	2343.3	0	6890.4
<b>Waste Totals:</b>		<b>57778.8</b>	<b>96483.7</b>	<b>1397.8</b>	<b>160</b>	<b>6281</b>	<b>2343.3</b>	<b>0</b>	<b>164444.6</b>



Please Use  
Recycled Paper

Phone: 717-783-9258  
 Printed: 11/9/2017

Also visit our Internet WWW Site at: <http://www.dep.state.pa.us>

DISCLAIMER: While care has been taken in the preparation of this report, there is no warranty or guarantee as to the data, calculation or content accuracy. The Commonwealth reserves the right to update or change any data or presentation format without notice or liability.

Commonwealth of Pennsylvania  
 Department of Environmental Protection  
 Bureau of Waste Management  
 Division of Reporting and Fee Collection

-----  
 Landfill Waste Receipts  
 in Tons (2000 lbs.) of Waste

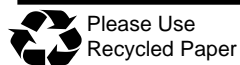
For Year:   Quarter:  
 2017     /     3

Disposal Facility: 100020, BETHLEHEM LANDFILL

County/State that Generated Waste	Waste Type:	Municipal	Residual	Sewage Sludge	Processed Medical Waste	Construction	WTE Ash Residue	Asbestos	Total
06 BERKS		2.8	0	0	0	0	0	0	2.8
09 BUCKS		3621.8	413.5	0	0	262.7	0	0	4298
23 DELAWARE		0	0	0	0	6	0	0	6
39 LEHIGH		8831.7	1023.1	0	0	980.6	0	0	10835.4
46 MONTGOMERY		10.7	28.4	0	0	0.5	0	0	39.6
48 NORTHAMPTON		11809.8	506.9	0	0	4373.2	0	0	16689.9
CT CONNECTICUT		0	3	0	0	0	0	0	3
NJ NEW JERSEY		10379.9	14231.9	0	0	4071	0	0	28682.8
NY NEW YORK		18061.9	2587.9	151.5	0	134	0	0	20935.3
<b>Waste Totals:</b>		<b>52718.6</b>	<b>18794.7</b>	<b>151.5</b>	<b>0</b>	<b>9828</b>	<b>0</b>	<b>0</b>	<b>81492.8</b>

Disposal Facility: 101243, BRADFORD COUNTY SANITARY LANDFILL

County/State that Generated Waste	Waste Type:	Municipal	Residual	Sewage Sludge	Processed Medical Waste	Construction	WTE Ash Residue	Asbestos	Total
08 BRADFORD		6961.5	3964	230.4	0	3341.7	0	0	14497.6
19 COLUMBIA		0	0	0	0	0.5	0	0	0.5
53 POTTER		0.4	0	35.4	0	10	0	0	45.8
57 SULLIVAN		968.2	4.9	8.4	0	140.4	0	0	1121.9
58 SUSQUEHANNA		331.1	69.9	0	0	7	0	0	408
59 TIOGA		4681.2	4197	323.5	0	259.4	0	0	9461.1
66 WYOMING		799	158.3	0	0	162.1	0	0	1119.4
<b>Waste Totals:</b>		<b>13741.4</b>	<b>8394.1</b>	<b>597.7</b>	<b>0</b>	<b>3921.1</b>	<b>0</b>	<b>0</b>	<b>26654.3</b>



Please Use  
Recycled Paper

Phone: 717-783-9258  
 Printed: 11/9/2017

Also visit our Internet WWW Site at: <http://www.dep.state.pa.us>

DISCLAIMER: While care has been taken in the preparation of this report, there is no warranty or guarantee as to the data, calculation or content accuracy. The Commonwealth reserves the right to update or change any data or presentation format without notice or liability.

Commonwealth of Pennsylvania  
 Department of Environmental Protection  
 Bureau of Waste Management  
 Division of Reporting and Fee Collection

-----  
 Landfill Waste Receipts  
 in Tons (2000 lbs.) of Waste

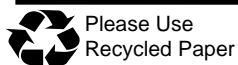
For Year:   Quarter:  
 2017       /     3

Disposal Facility: 100361, Casella McKean County Landfill

County/State that Generated Waste	Waste Type:	Municipal	Residual	Sewage Sludge	Processed Medical Waste	Construction	WTE Ash Residue	Asbestos	Total
12 CAMERON		11.4	15.8	0	0	227.9	0	0	255.1
24 ELK		2088.9	10028.7	865.9	0	1119.1	0	0	14102.6
27 FOREST		55.2	53.2	0	0	0	0	0	108.4
33 JEFFERSON		79.4	0	0	0	0	0	0	79.4
42 MCKEAN		4182	1234.3	1530.3	0	1811.3	1438.8	6.6	10203.3
53 POTTER		0	22.1	46.4	0	531.9	0	0	600.4
62 WARREN		21.2	246.5	125.1	0	249.9	0	0	642.7
CT CONNECTICUT		0	9.6	0	0	0	0	0	9.6
NY NEW YORK		0	33.2	0	0	0	0	0	33.2
<b>Waste Totals:</b>		<b>6438.1</b>	<b>11643.4</b>	<b>2567.7</b>	<b>0</b>	<b>3940.1</b>	<b>1438.8</b>	<b>6.6</b>	<b>26034.7</b>

Disposal Facility: 100944, CHESTER COUNTY SWA LANCHESTER LANDFILL

County/State that Generated Waste	Waste Type:	Municipal	Residual	Sewage Sludge	Processed Medical Waste	Construction	WTE Ash Residue	Asbestos	Total
06 BERKS		2637.2	5636.7	0	0	1454.2	3185.2	0	12913.3
09 BUCKS		0	0	0	0	0	748.7	0	748.7
15 CHESTER		54514.3	4810.9	1246.5	0	7720.6	0	16.7	68309
23 DELAWARE		0	0	0	0	35.5	0	0	35.5
36 LANCASTER		112.7	31	3.1	0	105.6	0	0	252.4
38 LEBANON		0	25.7	0	0	0	0	0	25.7
46 MONTGOMERY		1049.6	0.8	0	0	35.3	14491.8	0	15577.5
51 PHILADELPHIA		0	0	0	0	583.4	0	0	583.4
DE DELAWARE (ST)		0	115.8	0	0	0	0	0	115.8
<b>Waste Totals:</b>		<b>58313.8</b>	<b>10620.9</b>	<b>1249.6</b>	<b>0</b>	<b>9934.6</b>	<b>18425.7</b>	<b>16.7</b>	<b>98561.3</b>



Please Use  
Recycled Paper

Phone: 717-783-9258  
 Printed: 11/9/2017

Also visit our Internet WWW Site at: <http://www.dep.state.pa.us>

DISCLAIMER: While care has been taken in the preparation of this report, there is no warranty or guarantee as to the data, calculation or content accuracy. The Commonwealth reserves the right to update or change any data or presentation format without notice or liability.

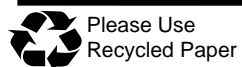
Commonwealth of Pennsylvania  
 Department of Environmental Protection  
 Bureau of Waste Management  
 Division of Reporting and Fee Collection

-----  
 Landfill Waste Receipts  
 in Tons (2000 lbs.) of Waste

For Year:   Quarter:  
 2017     /     3

Disposal Facility: 100022, CHRIN BROTHERS SANITARY LANDFILL

County/State that Generated Waste	Waste Type:	Municipal	Residual	Sewage Sludge	Processed Medical Waste	Construction	WTE Ash Residue	Asbestos	Total
06 BERKS		0	0	0	0	24.1	0	7.9	32
09 BUCKS		522.2	0	0	0	774.3	0	0	1296.5
13 CARBON		157.4	0	0	0	208.4	0	0	365.8
39 LEHIGH		6992.8	212.8	0	0	3693	0	69.1	10967.7
40 LUZERNE		135.1	0	0	0	62.2	0	0	197.3
45 MONROE		0	2.4	0	0	0	0	0	2.4
46 MONTGOMERY		0	0	0	0	13.5	0	1.2	14.7
48 NORTHAMPTON		16255	1259.6	1065.9	0	7444	0	211.5	26236
52 PIKE		0	0	0	0	7	0	0	7
NJ NEW JERSEY		2098.4	28.3	0	0	989.1	0	30.8	3146.6
<b>Waste Totals:</b>		<b>26160.9</b>	<b>1503.1</b>	<b>1065.9</b>	<b>0</b>	<b>13215.6</b>	<b>0</b>	<b>320.5</b>	<b>42266</b>



Please Use  
Recycled Paper

Phone: 717-783-9258  
 Printed: 11/9/2017

Also visit our Internet WWW Site at: <http://www.dep.state.pa.us>

DISCLAIMER: While care has been taken in the preparation of this report, there is no warranty or guarantee as to the data, calculation or content accuracy. The Commonwealth reserves the right to update or change any data or presentation format without notice or liability.

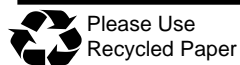
Commonwealth of Pennsylvania  
 Department of Environmental Protection  
 Bureau of Waste Management  
 Division of Reporting and Fee Collection

-----  
 Landfill Waste Receipts  
 in Tons (2000 lbs.) of Waste

For Year:   Quarter:  
 2017       /     3

Disposal Facility: 100955, CLINTON COUNTY SWA WAYNE TOWNSHIP LANDFILL

County/State that Generated Waste	Waste Type:	Municipal	Residual	Sewage Sludge	Processed Medical Waste	Construction	WTE Ash Residue	Asbestos	Total
02 ALLEGHENY		0	0	0	0	0	0	1.7	1.7
04 BEAVER		0	0	0	0	0	0	0.9	0.9
07 BLAIR		0	10.9	0	0	22.9	0	1.4	35.2
08 BRADFORD		10.4	182.3	0	0	68.4	0	0	261.1
09 BUCKS		0	0	0	0	61.8	0	0	61.8
11 CAMBRIA		0	0	0	0	0	0	0.8	0.8
13 CARBON		0	0	0	0	18.7	0	0	18.7
14 CENTRE		874.5	3068	489.9	0	12.4	0	157.9	4602.7
17 CLEARFIELD		664.7	323.9	16.5	0	301.5	0	10.8	1317.4
18 CLINTON		8012.8	2550.4	800.8	0	1517.9	0	3	12884.9
19 COLUMBIA		0	1556.4	0	0	213	0	131.5	1900.9
21 CUMBERLAND		0	238.9	0	0	0	0	0	238.9
22 DAUPHIN		0	0	0	0	0	0	0.1	0.1
23 DELAWARE		0	0	0	0	0	0	1.4	1.4
24 ELK		0	0	0	0	0	0	0.1	0.1
25 ERIE		0	48.2	0	0	0	0	2.2	50.4
27 FOREST		0	0	0	0	0	0	21.7	21.7
30 GREENE		0	4.4	0	0	0	0	0	4.4
31 HUNTINGDON		4.4	4	0	0	1.1	0	0.5	10
33 JEFFERSON		0	0	0	0	0	0	0.4	0.4
34 JUNIATA		2504.2	891.3	0	0	100.7	0	0	3496.2
40 LUZERNE		8417.9	381.1	48.6	0	441.9	0	0	9289.5
41 LYCOMING		4905.3	7219.8	135.2	0	1494.1	0	11.1	13765.5
44 MIFFLIN		5538.4	1931.6	221.3	0	864.2	0	1.2	8556.7
47 MONTOUR		14	0	0	0	83.2	0	0	97.2
48 NORTHAMPTON		0	136.8	0	0	0	0	0	136.8
49 NORTHUMBERLAND		3266.6	47.6	347	0	67.2	0	20.7	3749.1
50 PERRY		2077.1	0.5	0	0	52.1	0	0	2129.7
53 POTTER		0	0.3	0	0	0	0	0	0.3
54 SCHUYLKILL		0	0	0	0	331	0	0	331
55 SNYDER		812.1	27.1	0	0	391.7	0	0	1230.9
57 SULLIVAN		0	13.1	0	0	2.2	0	0	15.3
59 TIOGA		1.9	78.1	0	0	6.4	0	0	86.4
60 UNION		201.8	56.6	0	0	106.6	0	12.2	377.2
63 WASHINGTON		0	0	0	0	0	0	0.2	0.2



Commonwealth of Pennsylvania  
 Department of Environmental Protection  
 Bureau of Waste Management  
 Division of Reporting and Fee Collection

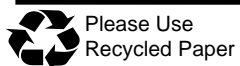
-----  
 Landfill Waste Receipts  
 in Tons (2000 lbs.) of Waste

For Year:    Quarter:  
 2017       /       3

66 WYOMING	0	2.6	0	0	0	0	0	0	2.6
67 YORK	0	0	0	0	0	0	0	0.2	0.2
CT CONNECTICUT	0	0	0	0	0	0	0	154.3	154.3
MD MARYLAND	0	0	0	0	0	0	0	2.2	2.2
NJ NEW JERSEY	219.8	46.6	0	0	0	0	0	0	266.4
WV WEST VIRGINIA	0	18.4	0	0	0	0	0	0	18.4
<b>Waste Totals:</b>	<b>37525.9</b>	<b>18838.9</b>	<b>2059.3</b>	<b>0</b>	<b>6159</b>	<b>0</b>	<b>536.5</b>	<b>65119.6</b>	

Disposal Facility: 101615, COMMONWEALTH ENVIRONMENTAL SYSTEMS LANDFILL

County/State that Generated Waste	Waste Type:	Municipal	Residual	Sewage Sludge	Processed Medical Waste	Construction	WTE Ash Residue	Asbestos	Total
06 BERKS		4252.2	815.2	48.2	0	7067.7	0	0	12183.3
09 BUCKS		0	332.5	0	0	0	0	0	332.5
13 CARBON		4388.6	0	0	0	300.2	0	0	4688.8
19 COLUMBIA		8.5	0	0	0	0	0	0	8.5
22 DAUPHIN		0	328.5	9.8	0	336	0	0	674.3
38 LEBANON		0	366.7	0	0	0	0	0	366.7
39 LEHIGH		6325.5	0	0	0	1502.5	0	0	7828
40 LUZERNE		10723.4	1486.8	775.3	64.3	411.5	0	0	13461.3
48 NORTHAMPTON		1959.9	0	0	0	237.7	0	0	2197.6
49 NORTHUMBERLAND		8190.6	148.2	25.1	0	38.4	0	0	8402.3
51 PHILADELPHIA		257.4	0	0	0	3500.7	0	0	3758.1
54 SCHUYLKILL		38493.9	4831.9	1174.9	63.9	2013	0	0.8	46578.4
CT CONNECTICUT		22	0	0	0	45.7	0	0	67.7
NJ NEW JERSEY		8217.7	980.5	0	0	16098.5	0	0	25296.7
NY NEW YORK		29813.1	6171.1	2282.6	0	2324.2	0	0	40591
<b>Waste Totals:</b>		<b>112652.8</b>	<b>15461.4</b>	<b>4315.9</b>	<b>128.2</b>	<b>33876.1</b>	<b>0</b>	<b>0.8</b>	<b>166435.2</b>



Please Use  
Recycled Paper

Phone: 717-783-9258  
 Printed: 11/9/2017

Also visit our Internet WWW Site at: <http://www.dep.state.pa.us>

DISCLAIMER: While care has been taken in the preparation of this report, there is no warranty or guarantee as to the data, calculation or content accuracy. The Commonwealth reserves the right to update or change any data or presentation format without notice or liability.



Commonwealth of Pennsylvania  
 Department of Environmental Protection  
 Bureau of Waste Management  
 Division of Reporting and Fee Collection

-----  
 Landfill Waste Receipts  
 in Tons (2000 lbs.) of Waste

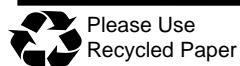
For Year:   Quarter:  
 2017       /     3

Disposal Facility: 101509, CONNESTOGA LANDFILL

County/State that Generated Waste	Waste Type:	Municipal	Residual	Sewage Sludge	Processed Medical Waste	Construction	WTE Ash Residue	Asbestos	Total
06 BERKS		22195.4	12967.6	150	3671.8	358.3	0	26.9	39370
09 BUCKS		25110.4	649.5	0	0	46.8	0	4.3	25811
13 CARBON		19.1	0	0	0	0	0	0	19.1
15 CHESTER		0	3778.8	0	0	32.6	0	9.8	3821.2
21 CUMBERLAND		0	20.8	0	0	0	0	0	20.8
23 DELAWARE		0	1582.8	542	20.9	0	1.9	310.6	2458.2
36 LANCASTER		0	1050.1	0	0	0	0	0	1050.1
39 LEHIGH		7617.5	733.7	0	0	57.8	0	0	8409
46 MONTGOMERY		5648	20519.1	0	0	860.2	0	89.9	27117.2
48 NORTHAMPTON		1528.5	539.7	0	0	148	0	5	2221.2
51 PHILADELPHIA		11189	4889.5	0	39.6	2253.3	0	22.3	18393.7
CT CONNECTICUT		0	114.7	0	0	0	0	142	256.7
DE DELAWARE (ST)		121.3	180.4	0	0	0	0	0	301.7
MD MARYLAND		0	45.5	0	0	0	0	0	45.5
NJ NEW JERSEY		76340.3	17406.7	0	0	17414.7	0	137.6	111299.3
NY NEW YORK		2858.2	5204.9	0	0	70.1	0	0	8133.2
<b>Waste Totals:</b>		<b>152627.7</b>	<b>69683.8</b>	<b>692</b>	<b>3732.3</b>	<b>21241.8</b>	<b>1.9</b>	<b>748.4</b>	<b>248727.9</b>

Disposal Facility: 400593, COVANTA DELAWARE VALLEY

County/State that Generated Waste	Waste Type:	Municipal	Residual	Sewage Sludge	Processed Medical Waste	Construction	WTE Ash Residue	Asbestos	Total
23 DELAWARE		94672	502.5	0	0	0	0	0	95174.5
39 LEHIGH		0	23.6	0	0	0	0	0	23.6
51 PHILADELPHIA		90147.8	1082.2	0	0	0	0	0	91230
DE DELAWARE (ST)		53061.4	445	0	0	0	0	0	53506.4
MD MARYLAND		14584.8	0	0	0	0	0	0	14584.8
NC NORTH CAROLINA		1633.1	623.3	0	0	0	0	0	2256.4
NJ NEW JERSEY		51704	746.3	0	0	0	0	0	52450.3
NY NEW YORK		19469.9	0	0	0	0	0	0	19469.9
VA VIRGINIA		813.6	301.6	0	0	0	0	0	1115.2
<b>Waste Totals:</b>		<b>326086.6</b>	<b>3724.5</b>	<b>0</b>	<b>0</b>	<b>0</b>	<b>0</b>	<b>0</b>	<b>329811.1</b>



Please Use  
Recycled Paper

Phone: 717-783-9258  
 Printed: 11/9/2017

Also visit our Internet WWW Site at: <http://www.dep.state.pa.us>

DISCLAIMER: While care has been taken in the preparation of this report, there is no warranty or guarantee as to the data, calculation or content accuracy. The Commonwealth reserves the right to update or change any data or presentation format without notice or liability.

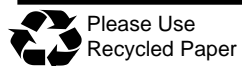
Commonwealth of Pennsylvania  
 Department of Environmental Protection  
 Bureau of Waste Management  
 Division of Reporting and Fee Collection

-----  
 Landfill Waste Receipts  
 in Tons (2000 lbs.) of Waste

For Year:   Quarter:  
 2017     /     3

Disposal Facility: 400558, COVANTA PLYMOUTH RENEWABLE ENERGY

County/State that Generated Waste	Waste Type:	Municipal	Residual	Sewage Sludge	Processed Medical Waste	Construction	WTE Ash Residue	Asbestos	Total
06 BERKS		45	98.5	0	0	0	0	0	143.5
09 BUCKS		9855.8	445.1	0	0	0	0	0	10300.9
15 CHESTER		160.6	123.1	0	0	0	0	0	283.7
23 DELAWARE		1122.5	0	0	0	0	0	0	1122.5
39 LEHIGH		1212.8	673.1	0	0	0	0	0	1885.9
46 MONTGOMERY		71858.1	2279.6	0	0	0	0	0	74137.7
48 NORTHAMPTON		0	197.3	0	0	0	0	0	197.3
51 PHILADELPHIA		12484.9	7.6	0	0	0	0	0	12492.5
<b>Waste Totals:</b>		<b>96739.7</b>	<b>3824.3</b>	<b>0</b>	<b>0</b>	<b>0</b>	<b>0</b>	<b>0</b>	<b>100564</b>



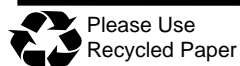
Commonwealth of Pennsylvania  
 Department of Environmental Protection  
 Bureau of Waste Management  
 Division of Reporting and Fee Collection

-----  
 Landfill Waste Receipts  
 in Tons (2000 lbs.) of Waste

For Year:   Quarter:  
 2017       /     3

Disposal Facility: 100945, CUMBERLAND COUNTY LANDFILL

County/State that Generated Waste	Waste Type:	Municipal	Residual	Sewage Sludge	Processed Medical Waste	Construction	WTE Ash Residue	Asbestos	Total
01 ADAMS		1905	120.7	0	0	32.2	0	0	2057.9
05 BEDFORD		8002.3	639	0	0	0	0	4.1	8645.4
06 BERKS		107.1	0	0	0	21.4	0	0	128.5
07 BLAIR		0	11.8	0	0	0	0	0	11.8
09 BUCKS		0	29.4	16	0	0	0	0	45.4
21 CUMBERLAND		6779.2	4990.9	1033.1	0	13964	0	237.2	27004.4
22 DAUPHIN		0	7038.8	194.7	0	48.7	0	31.9	7314.1
28 FRANKLIN		1186.8	547	27.4	0	34	0	32	1827.2
31 HUNTINGDON		7911.9	1173.5	0	0	0	0	0	9085.4
34 JUNIATA		0	2074.6	0	0	264	0	15.3	2353.9
36 LANCASTER		0	0	73.3	0	0	0	8.5	81.8
38 LEBANON		0	2665.3	0	0	0	0	0	2665.3
39 LEHIGH		690.2	0	0	0	0	0	0	690.2
44 MIFFLIN		0	0	0	0	2	0	0	2
46 MONTGOMERY		0	3682.3	158.7	0	0	0	0	3841
48 NORTHAMPTON		0	0	0	0	13.4	0	0	13.4
50 PERRY		244.7	0	94.6	0	658.7	0	0	998
51 PHILADELPHIA		0	160.9	0	0	0	0	0	160.9
54 SCHUYLKILL		0	253.9	0	0	0	0	0	253.9
67 YORK		0	1357.3	183	0	16.4	0	0	1556.7
CT CONNECTICUT		0	90.8	0	0	0	0	0	90.8
MD MARYLAND		12668.5	544.8	2407.6	0	0	0	0	15620.9
NJ NEW JERSEY		63345.5	709.7	0	0	0	0	63.3	64118.5
NY NEW YORK		0	0	18349.1	0	0	0	16.5	18365.6
WV WEST VIRGINIA		0	1329.4	0	0	0	0	0	1329.4
<b>Waste Totals:</b>		<b>102841.2</b>	<b>27420.1</b>	<b>22537.5</b>	<b>0</b>	<b>15054.8</b>	<b>0</b>	<b>408.8</b>	<b>168262.4</b>



Please Use  
Recycled Paper

Phone: 717-783-9258  
 Printed: 11/9/2017

Also visit our Internet WWW Site at: <http://www.dep.state.pa.us>

DISCLAIMER: While care has been taken in the preparation of this report, there is no warranty or guarantee as to the data, calculation or content accuracy. The Commonwealth reserves the right to update or change any data or presentation format without notice or liability.

Commonwealth of Pennsylvania  
 Department of Environmental Protection  
 Bureau of Waste Management  
 Division of Reporting and Fee Collection

-----  
 Landfill Waste Receipts  
 in Tons (2000 lbs.) of Waste

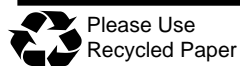
For Year:   Quarter:  
 2017     /     3

Disposal Facility: 100345, DELAWARE COUNTY SWA ROLLING HILLS LANDFILL

County/State that Generated Waste	Waste Type:	Municipal	Residual	Sewage Sludge	Processed Medical Waste	Construction	WTE Ash Residue	Asbestos	Total
06 BERKS		15135.7	15184.9	34.6	0	2657.2	0	0.6	33013
09 BUCKS		0	0	0	0	10808.7	0	0	10808.7
15 CHESTER		62.2	0	0	0	28.3	0	0	90.5
23 DELAWARE		48	0	0	0	0	104541.3	0	104589.3
46 MONTGOMERY		3287.7	491.3	0	0	5000.8	11580.2	35.9	20395.9
51 PHILADELPHIA		0	0	0	0	6568.2	0	0	6568.2
NJ NEW JERSEY		0	30452.1	0	0	3742.9	0	0	34195
<b>Waste Totals:</b>		<b>18533.6</b>	<b>46128.3</b>	<b>34.6</b>	<b>0</b>	<b>28806.1</b>	<b>116121.5</b>	<b>36.5</b>	<b>209660.6</b>

Disposal Facility: 100434, EVERGREEN LANDFILL

County/State that Generated Waste	Waste Type:	Municipal	Residual	Sewage Sludge	Processed Medical Waste	Construction	WTE Ash Residue	Asbestos	Total
03 ARMSTRONG		2977.1	197.8	19.9	0	118.3	0	0	3313.1
10 BUTLER		3.1	29.8	0	0	0	0	0	32.9
11 CAMBRIA		15.8	1.6	0	0	17.2	0	0	34.6
17 CLEARFIELD		0	0	0	0	1.2	0	0	1.2
26 FAYETTE		7.7	0	0	0	0	0	0	7.7
32 INDIANA		9831.4	2946.9	476.9	0	2541.5	0	0	15796.7
33 JEFFERSON		577	1850.3	196.3	0	9.4	0	0	2633
63 WASHINGTON		0.9	0	0	0	0	0	0	0.9
65 WESTMORELAND		3980	3599.1	287.4	0	277.4	0	0	8143.9
<b>Waste Totals:</b>		<b>17393</b>	<b>8625.5</b>	<b>980.5</b>	<b>0</b>	<b>2965</b>	<b>0</b>	<b>0</b>	<b>29964</b>



Please Use  
Recycled Paper

Phone: 717-783-9258  
 Printed: 11/9/2017

Also visit our Internet WWW Site at: <http://www.dep.state.pa.us>

DISCLAIMER: While care has been taken in the preparation of this report, there is no warranty or guarantee as to the data, calculation or content accuracy. The Commonwealth reserves the right to update or change any data or presentation format without notice or liability.

Commonwealth of Pennsylvania  
 Department of Environmental Protection  
 Bureau of Waste Management  
 Division of Reporting and Fee Collection

-----  
 Landfill Waste Receipts  
 in Tons (2000 lbs.) of Waste

For Year:   Quarter:  
 2017       /     3

Disposal Facility: 101699, FAIRLESS LANDFILL

County/State that Generated Waste	Waste Type:	Municipal	Residual	Sewage Sludge	Processed Medical Waste	Construction	WTE Ash Residue	Asbestos	Total
06 BERKS		59.2	73.7	0	0	0	0	0	132.9
09 BUCKS		19541.3	32015.8	1697.5	155.5	6692.4	34911.6	19.8	95033.9
13 CARBON		33.8	0	0	0	0	0	0	33.8
15 CHESTER		0	18.7	0	0	0	0	1.6	20.3
19 COLUMBIA		3848.3	39.4	0	0	0	0	30	3917.7
21 CUMBERLAND		4.7	0	0	0	99.9	0	0	104.6
22 DAUPHIN		7.7	22.6	0	0	217.8	0	0	248.1
23 DELAWARE		8751.9	762.8	68.5	0	9.6	0	50.2	9643
39 LEHIGH		3311.2	509.6	272.4	20.3	20.6	4.2	0	4138.3
46 MONTGOMERY		4627.9	2000.5	757.4	47.7	175.4	14.3	0	7623.2
48 NORTHAMPTON		37775.1	984.6	1474.9	282.3	709.6	0	0.1	41226.6
51 PHILADELPHIA		80236.8	1060.6	1574.9	775.3	1216.3	0	79.6	84943.5
CT CONNECTICUT		0	17.8	0	0	36.4	0	0	54.2
DE DELAWARE (ST)		0	914.2	0	0	73	0	8.7	995.9
MD MARYLAND		0	0	0	0	6.1	0	0	6.1
NJ NEW JERSEY		248351.3	37382.3	5250.7	0	158344.8	15330.2	927.8	465587.1
NY NEW YORK		207315.3	13023.9	0	59.6	39988.6	0	8946	269333.4
VT VERMONT		0	0	0	0	9.3	0	0	9.3
<b>Waste Totals:</b>		<b>613864.5</b>	<b>88826.5</b>	<b>11096.3</b>	<b>1340.7</b>	<b>207599.8</b>	<b>50260.3</b>	<b>10063.8</b>	<b>983051.9</b>

Disposal Facility: 101680, G.R.O.W.S. NORTH

County/State that Generated Waste	Waste Type:	Municipal	Residual	Sewage Sludge	Processed Medical Waste	Construction	WTE Ash Residue	Asbestos	Total
NY NEW YORK		0	392.3	0	0	0	0	0	392.3
<b>Waste Totals:</b>		<b>0</b>	<b>392.3</b>	<b>0</b>	<b>0</b>	<b>0</b>	<b>0</b>	<b>0</b>	<b>392.3</b>

Commonwealth of Pennsylvania  
 Department of Environmental Protection  
 Bureau of Waste Management  
 Division of Reporting and Fee Collection

-----  
 Landfill Waste Receipts  
 in Tons (2000 lbs.) of Waste

For Year:   Quarter:  
 2017     /     3

Disposal Facility: 100265, GRAND CENTRAL SANITARY LANDFILL INC

County/State that Generated Waste	Waste Type:	Municipal	Residual	Sewage Sludge	Processed Medical Waste	Construction	WTE Ash Residue	Asbestos	Total
06 BERKS		870.7	0	0	0	0	0	0	870.7
09 BUCKS		993.2	9.8	0	40.7	1.1	0	0	1044.8
13 CARBON		1948.8	30.5	95.2	0	229	0	0	2303.5
39 LEHIGH		24646	543.6	53.7	134.3	242	0	24.3	25643.9
40 LUZERNE		8.7	0	0	0	12.4	0	0	21.1
45 MONROE		21199.3	808.5	637.1	951.3	6654.2	0	0	30250.4
46 MONTGOMERY		673.9	1.2	4.8	0	0	0	0	679.9
48 NORTHAMPTON		32836.6	2829.4	890.4	47.6	1991.6	0	0	38595.6
52 PIKE		687.3	5.7	1.1	0	101.2	0	0	795.3
64 WAYNE		7.3	0	0	0	0	0	0	7.3
MA MASSACHUSETTS		0	84	0	0	0	0	0	84
NJ NEW JERSEY		17116.1	40084.1	238.2	0	1965.5	13740.8	666.1	73810.8
NY NEW YORK		2069.2	0	0	123.6	457.5	0	1791	4441.3
<b>Waste Totals:</b>		<b>103057.1</b>	<b>44396.8</b>	<b>1920.5</b>	<b>1297.5</b>	<b>11654.5</b>	<b>13740.8</b>	<b>2481.4</b>	<b>178548.6</b>

Disposal Facility: 101544, GREATER LEBANON REFUSE AUTHORITY LANDFILL

County/State that Generated Waste	Waste Type:	Municipal	Residual	Sewage Sludge	Processed Medical Waste	Construction	WTE Ash Residue	Asbestos	Total
38 LEBANON		22892.3	5979.6	484.7	0	7159.4	0	0	36516
<b>Waste Totals:</b>		<b>22892.3</b>	<b>5979.6</b>	<b>484.7</b>	<b>0</b>	<b>7159.4</b>	<b>0</b>	<b>0</b>	<b>36516</b>

Commonwealth of Pennsylvania  
 Department of Environmental Protection  
 Bureau of Waste Management  
 Division of Reporting and Fee Collection

-----  
 Landfill Waste Receipts  
 in Tons (2000 lbs.) of Waste

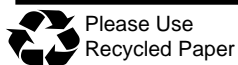
For Year:   Quarter:  
 2017       /       3

Disposal Facility: 100281, GREENRIDGE RECLAMATION LANDFILL

County/State that Generated Waste	Waste Type:	Municipal	Residual	Sewage Sludge	Processed Medical Waste	Construction	WTE Ash Residue	Asbestos	Total
02 ALLEGHENY		18194	2174.5	1722.8	0	678.9	0	8	22778.2
03 ARMSTRONG		2.9	16.6	0	0	29.3	0	0	48.8
10 BUTLER		0	0	92.6	0	24.4	0	0	117
26 FAYETTE		930	97.7	57.8	0	256.4	0	1.7	1343.6
32 INDIANA		5.6	3.7	0	0	11.8	0	0	21.1
56 SOMERSET		368	0	0	0	201.2	0	0	569.2
63 WASHINGTON		597.6	78.8	488.8	0	156	0	0	1321.2
65 WESTMORELAND		16355.5	9028.3	4706.2	0	3838	0	6.2	33934.2
KY KENTUCKY		0	0	0	0	0	0	0	0
WV WEST VIRGINIA		14.7	4567.5	0	677.1	0	0	3.9	5263.2
<b>Waste Totals:</b>		<b>36468.3</b>	<b>15967.1</b>	<b>7068.2</b>	<b>677.1</b>	<b>5196</b>	<b>0</b>	<b>19.8</b>	<b>65396.5</b>

Disposal Facility: 100934, IESI PA BLUE RIDGE LANDFILL CORP

County/State that Generated Waste	Waste Type:	Municipal	Residual	Sewage Sludge	Processed Medical Waste	Construction	WTE Ash Residue	Asbestos	Total
01 ADAMS		6145.6	553.2	0	0	1924.7	0	0	8623.5
21 CUMBERLAND		3928.9	336.4	169.5	0	1282.3	0	0	5717.1
22 DAUPHIN		0	0	0	0	10.5	0	0	10.5
28 FRANKLIN		20360.3	5152.6	2111.8	0	4588.7	0	2.7	32216.1
29 FULTON		9.5	0	0	0	12.4	0	0	21.9
31 HUNTINGDON		0	0	88.1	0	0	0	0	88.1
46 MONTGOMERY		0	0	0	0	0	0	0.2	0.2
50 PERRY		19.7	0	0	0	0	0	0	19.7
67 YORK		0	20.7	0	0	56.4	0	0	77.1
DC DISRICT OF COLUMBIA		23280.5	0	0	0	0	0	0	23280.5
DE DELAWARE (ST)		0	450.2	0	0	0	0	0	450.2
MD MARYLAND		77219.1	5498.4	59	0	1100.4	0	0	83876.9
NY NEW YORK		29878.6	0	0	0	0	0	0	29878.6
WV WEST VIRGINIA		4161.1	0	0	0	69.9	0	0	4231
<b>Waste Totals:</b>		<b>165003.3</b>	<b>12011.5</b>	<b>2428.4</b>	<b>0</b>	<b>9045.3</b>	<b>0</b>	<b>2.9</b>	<b>188491.4</b>



Please Use  
Recycled Paper

Phone: 717-783-9258  
 Printed: 11/9/2017

Also visit our Internet WWW Site at: <http://www.dep.state.pa.us>

DISCLAIMER: While care has been taken in the preparation of this report, there is no warranty or guarantee as to the data, calculation or content accuracy. The Commonwealth reserves the right to update or change any data or presentation format without notice or liability.

Commonwealth of Pennsylvania  
 Department of Environmental Protection  
 Bureau of Waste Management  
 Division of Reporting and Fee Collection

-----  
 Landfill Waste Receipts  
 in Tons (2000 lbs.) of Waste

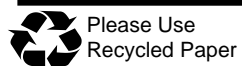
For Year:   Quarter:  
 2017     /     3

Disposal Facility: 100620, IMPERIAL LANDFILL

County/State that Generated Waste	Waste Type:	Municipal	Residual	Sewage Sludge	Processed Medical Waste	Construction	WTE Ash Residue	Asbestos	Total
02 ALLEGHENY		81986.4	20728.2	4635.4	0	7968.4	2006	2064.2	119388.6
04 BEAVER		2712.9	1067.8	1383.3	0	335.3	0	34	5533.3
10 BUTLER		1226.5	55.3	0	0	81.1	0	0	1362.9
26 FAYETTE		116.4	0	0	0	0	0	0	116.4
30 GREENE		4.9	1420	0	0	3.3	0	0	1428.2
36 LANCASTER		3.4	0	0	0	0	0	0	3.4
37 LAWRENCE		2.2	0	0	0	0	0	0	2.2
63 WASHINGTON		4617.1	24685.6	650.7	0	1806.5	0	0	31759.9
65 WESTMORELAND		0	452.1	0	0	14.6	0	18.6	485.3
CT CONNECTICUT		6.6	11.8	0	0	0	0	24.6	43
DC DISRICT OF COLUMBIA		13	0	0	0	0	0	0	13
MA MASSACHUSETTS		0	0	0	0	0	0	15.8	15.8
NY NEW YORK		0	563	0	0	0	0	0	563
OH OHIO		0.6	10779.1	52.9	0	9.5	0	0	10842.1
WV WEST VIRGINIA		2823.8	58.8	45.1	0	17.8	0	64.6	3010.1
<b>Waste Totals:</b>		<b>93513.8</b>	<b>59821.7</b>	<b>6767.4</b>	<b>0</b>	<b>10236.5</b>	<b>2006</b>	<b>2221.8</b>	<b>174567.2</b>

Disposal Facility: 101439, JOSEPH J BRUNNER INC LANDFILL

County/State that Generated Waste	Waste Type:	Municipal	Residual	Sewage Sludge	Processed Medical Waste	Construction	WTE Ash Residue	Asbestos	Total
02 ALLEGHENY		5121	0	150.8	0	0	0	4.5	5276.3
04 BEAVER		5997.4	1959.1	1293.4	0	0	0	1.2	9251.1
10 BUTLER		1305.7	18.6	0	0	0	0	0	1324.3
37 LAWRENCE		12.5	0	39.9	0	0	0	1.4	53.8
<b>Waste Totals:</b>		<b>12436.6</b>	<b>1977.7</b>	<b>1484.1</b>	<b>0</b>	<b>0</b>	<b>0</b>	<b>7.1</b>	<b>15905.5</b>





Commonwealth of Pennsylvania  
 Department of Environmental Protection  
 Bureau of Waste Management  
 Division of Reporting and Fee Collection

-----  
 Landfill Waste Receipts  
 in Tons (2000 lbs.) of Waste

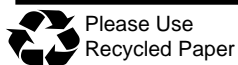
For Year:   Quarter:  
 2017       /     3

Disposal Facility: 100663, KELLY RUN SANITATION INC LANDFILL

County/State that Generated Waste	Waste Type:	Municipal	Residual	Sewage Sludge	Processed Medical Waste	Construction	WTE Ash Residue	Asbestos	Total
02 ALLEGHENY		13793.5	5518.7	57.3	0	2656.2	0	0	22025.7
10 BUTLER		0	2.2	0	0	0	0	0	2.2
26 FAYETTE		1137.1	281.2	173.1	0	109.7	0	0	1701.1
30 GREENE		107.1	5387.7	0	0	0	0	0	5494.8
63 WASHINGTON		1403.9	2797.5	20.3	0	125.9	0	0	4347.6
65 WESTMORELAND		1955.2	114.4	0	0	521.4	0	0	2591
OH OHIO		4.1	37.1	0	0	0	0	0	41.2
WV WEST VIRGINIA		6.3	67.8	0	0	2.5	0	0	76.6
<b>Waste Totals:</b>		<b>18407.2</b>	<b>14206.6</b>	<b>250.7</b>	<b>0</b>	<b>3415.7</b>	<b>0</b>	<b>0</b>	<b>36280.2</b>

Disposal Facility: 101247, KEYSTONE SANITARY LANDFILL

County/State that Generated Waste	Waste Type:	Municipal	Residual	Sewage Sludge	Processed Medical Waste	Construction	WTE Ash Residue	Asbestos	Total
08 BRADFORD		24	17.7	0	0	0	0	0	41.7
13 CARBON		71.8	0	0	0	0	0	0	71.8
19 COLUMBIA		0	0	0	0	9.7	0	0	9.7
35 LACKAWANNA		54008.2	3804.5	4750	0	4032.4	0	0.2	66595.3
39 LEHIGH		490	0	0	0	0	0	0	490
40 LUZERNE		19100.1	1356.8	2112	0	2723.9	0	0	25292.8
45 MONROE		2964.2	159.3	585.7	0	0	0	0	3709.2
46 MONTGOMERY		568.5	0	0	0	0	0	0	568.5
48 NORTHAMPTON		6.5	4.6	164.9	0	0	0	0	176
51 PHILADELPHIA		21.1	0	0	0	0	0	0	21.1
52 PIKE		4525.9	40.7	1187.4	0	350.7	0	0	6104.7
54 SCHUYLKILL		29.2	15.6	0	0	0	0	0	44.8
58 SUSQUEHANNA		4463.4	40331	0	0	1663	0	0	46457.4
64 WAYNE		191.8	0	359.2	0	175.2	0	0	726.2
66 WYOMING		1076.7	22	38.5	0	180.6	0	0	1317.8
CT CONNECTICUT		3402.9	0	0	0	717.7	0	0	4120.6
NJ NEW JERSEY		108637.2	95.9	0	0	83.1	0	0	108816.2
NY NEW YORK		206482.2	2136.5	0	0	0	0	0	208618.7
<b>Waste Totals:</b>		<b>406063.7</b>	<b>47984.6</b>	<b>9197.7</b>	<b>0</b>	<b>9936.3</b>	<b>0</b>	<b>0.2</b>	<b>473182.5</b>



Please Use  
Recycled Paper

Phone: 717-783-9258  
 Printed: 11/9/2017

Also visit our Internet WWW Site at: <http://www.dep.state.pa.us>

DISCLAIMER: While care has been taken in the preparation of this report, there is no warranty or guarantee as to the data, calculation or content accuracy. The Commonwealth reserves the right to update or change any data or presentation format without notice or liability.

Commonwealth of Pennsylvania  
 Department of Environmental Protection  
 Bureau of Waste Management  
 Division of Reporting and Fee Collection

-----  
 Landfill Waste Receipts  
 in Tons (2000 lbs.) of Waste

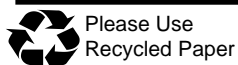
For Year:   Quarter:  
 2017     /     3

Disposal Facility: 100329, LAKE VIEW LANDFILL

County/State that Generated Waste	Waste Type:	Municipal	Residual	Sewage Sludge	Processed Medical Waste	Construction	WTE Ash Residue	Asbestos	Total
20 CRAWFORD		2267.4	1030.1	0	0	467.9	0	7.4	3772.8
25 ERIE		38919.2	12999.5	2367.1	0	11400.1	553.8	87.8	66327.5
43 MERCER		4003.6	0	0	0	27.3	0	79.7	4110.6
61 VENANGO		0	211.4	0	0	0	0	0	211.4
62 WARREN		9.3	38.7	0	0	11.7	0	28.5	88.2
NY NEW YORK		2.6	0	0	0	0	0	0	2.6
OH OHIO		5.3	0	0	0	5.8	0	0	11.1
<b>Waste Totals:</b>		<b>45207.4</b>	<b>14279.7</b>	<b>2367.1</b>	<b>0</b>	<b>11912.8</b>	<b>553.8</b>	<b>203.4</b>	<b>74524.2</b>

Disposal Facility: 101534, LAUREL HIGHLANDS LANDFILL INC

County/State that Generated Waste	Waste Type:	Municipal	Residual	Sewage Sludge	Processed Medical Waste	Construction	WTE Ash Residue	Asbestos	Total
03 ARMSTRONG		0.1	0	0	0	0	0	0	0.1
05 BEDFORD		0	8.1	14	0	0	0	0	22.1
07 BLAIR		6781.5	3198.9	2181.6	0	856	0	0	13018
11 CAMBRIA		8661.9	1282.6	741.8	0	1375.7	0	0	12062
17 CLEARFIELD		0	0	40.3	0	0	0	0	40.3
31 HUNTINGDON		0	136.2	0	0	0	0	0	136.2
32 INDIANA		183	0	0	0	104.9	0	0	287.9
33 JEFFERSON		37.4	0	0	0	60.5	0	0	97.9
34 JUNIATA		4.7	0	0	0	0	0	0	4.7
56 SOMERSET		0.9	0	0	0	0.1	0	0	1
65 WESTMORELAND		110.6	104.6	0	0	29.7	0	0	244.9
<b>Waste Totals:</b>		<b>15780.1</b>	<b>4730.4</b>	<b>2977.7</b>	<b>0</b>	<b>2426.9</b>	<b>0</b>	<b>0</b>	<b>25915.1</b>



Please Use  
Recycled Paper

Phone: 717-783-9258  
 Printed: 11/9/2017

Also visit our Internet WWW Site at: <http://www.dep.state.pa.us>

DISCLAIMER: While care has been taken in the preparation of this report, there is no warranty or guarantee as to the data, calculation or content accuracy. The Commonwealth reserves the right to update or change any data or presentation format without notice or liability.

Commonwealth of Pennsylvania  
 Department of Environmental Protection  
 Bureau of Waste Management  
 Division of Reporting and Fee Collection

-----  
 Landfill Waste Receipts  
 in Tons (2000 lbs.) of Waste

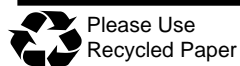
For Year:    Quarter:  
 2017       /       3

Disposal Facility: 100758, LCSWMA - Susq. Resource Mgmt Complex

County/State that Generated Waste	Waste Type:	Municipal	Residual	Sewage Sludge	Processed Medical Waste	Construction	WTE Ash Residue	Asbestos	Total
01 ADAMS		0.8	0	0	0	9.7	0	0	10.5
02 ALLEGHENY		0	179.4	0	0	0	0	0	179.4
06 BERKS		1298	0	0	0	2.7	0	0	1300.7
10 BUTLER		0	79.6	0	0	0	0	0	79.6
12 CAMERON		0.9	0	0	0	0	0	0	0.9
18 CLINTON		0	181.5	0	0	0	0	0	181.5
19 COLUMBIA		0	62.3	0	0	0	0	0	62.3
21 CUMBERLAND		15789.6	55.7	0	0	1223	0	0	17068.3
22 DAUPHIN		48306.5	1700.1	0	0	6442.6	0	0	56449.2
26 FAYETTE		0	9.1	0	0	0	0	0	9.1
28 FRANKLIN		31.7	120.1	0	0	0	0	0	151.8
36 LANCASTER		1032.5	0	0	0	0	0	0	1032.5
40 LUZERNE		0	207	0	0	0	0	0	207
41 LYCOMING		0	15	0	0	0	0	0	15
50 PERRY		490	59.7	0	0	37.5	0	0	587.2
51 PHILADELPHIA		1205.6	0	0	0	0	0	0	1205.6
54 SCHUYLKILL		68.9	29.7	0	0	0	0	0	98.6
65 WESTMORELAND		0	8.6	0	0	0	0	0	8.6
67 YORK		7.9	0	0	0	109.1	0	0	117
MD MARYLAND		0	22.3	0	0	0	0	0	22.3
NJ NEW JERSEY		1349.3	0	0	0	0	0	0	1349.3
<b>Waste Totals:</b>		<b>69581.7</b>	<b>2730.1</b>	<b>0</b>	<b>0</b>	<b>7824.6</b>	<b>0</b>	<b>0</b>	<b>80136.4</b>

Disposal Facility: 101389, LCSWMA FREY FARM LANDFILL

County/State that Generated Waste	Waste Type:	Municipal	Residual	Sewage Sludge	Processed Medical Waste	Construction	WTE Ash Residue	Asbestos	Total
06 BERKS		0	0	0	0	0.3	0	0	0.3
22 DAUPHIN		0	9.4	0	0	5901.5	22881.8	0	28792.7
36 LANCASTER		12223.6	21625.7	7441.8	145.9	27117	20919.6	0	89473.6
38 LEBANON		0	455.7	0	0	0	0	0	455.7
67 YORK		0	2000.5	0	0	295	0	0	2295.5
DE DELAWARE (ST)		0	33	0	0	0	0	0	33
<b>Waste Totals:</b>		<b>12223.6</b>	<b>24124.3</b>	<b>7441.8</b>	<b>145.9</b>	<b>33313.8</b>	<b>43801.4</b>	<b>0</b>	<b>121050.8</b>



Please Use  
Recycled Paper

Phone: 717-783-9258  
 Printed: 11/9/2017

Also visit our Internet WWW Site at: <http://www.dep.state.pa.us>

DISCLAIMER: While care has been taken in the preparation of this report, there is no warranty or guarantee as to the data, calculation or content accuracy. The Commonwealth reserves the right to update or change any data or presentation format without notice or liability.

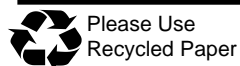
Commonwealth of Pennsylvania  
 Department of Environmental Protection  
 Bureau of Waste Management  
 Division of Reporting and Fee Collection

-----  
 Landfill Waste Receipts  
 in Tons (2000 lbs.) of Waste

For Year:   Quarter:  
 2017       /     3

Disposal Facility: 400592, LCSWMA RESOURCE RECOVERY FACILITY

County/State that Generated Waste	Waste Type:	Municipal	Residual	Sewage Sludge	Processed Medical Waste	Construction	WTE Ash Residue	Asbestos	Total
06 BERKS		807.5	275.1	0	0	0	0	0	1082.6
07 BLAIR		0	9.8	0	0	0	0	0	9.8
09 BUCKS		0	734.5	0	0	0	0	0	734.5
11 CAMBRIA		0	21.4	0	0	0	0	0	21.4
13 CARBON		0	17.4	0	0	0	0	0	17.4
14 CENTRE		0	9.8	0	0	0	0	0	9.8
15 CHESTER		0	92.9	0	0	0	0	0	92.9
18 CLINTON		0	192.1	0	0	0	0	0	192.1
19 COLUMBIA		0	170.7	0	0	0	0	0	170.7
21 CUMBERLAND		0	140.5	0	0	0	0	0	140.5
22 DAUPHIN		22.1	992	0	0	0	0	0	1014.1
23 DELAWARE		0	25.2	0	0	0	0	0	25.2
36 LANCASTER		74948.3	10563.3	2136.4	0	148.6	0	0	87796.6
38 LEBANON		0	197	0	0	0	0	0	197
39 LEHIGH		0	1385.9	0	0	0	0	0	1385.9
40 LUZERNE		0	0.8	0	0	0	0	0	0.8
45 MONROE		0	113.4	0	0	0	0	0	113.4
46 MONTGOMERY		0	345.2	0	0	0	0	0	345.2
48 NORTHAMPTON		0	41.3	0	0	0	0	0	41.3
49 NORTHUMBERLAND		0	13.9	0	0	0	0	0	13.9
51 PHILADELPHIA		439.7	19.8	0	0	0	0	0	459.5
54 SCHUYLKILL		0	4.5	0	0	0	0	0	4.5
66 WYOMING		0	503.5	0	0	0	0	0	503.5
67 YORK		0	72.5	0	0	0	0	0	72.5
DE DELAWARE (ST)		0	98.2	0	0	0	0	0	98.2
FL FLORIDA		0	7.9	0	0	0	0	0	7.9
IL ILLINOIS		0	89.2	0	0	0	0	0	89.2
LA LOUISIANA		0	11.4	0	0	0	0	0	11.4
MD MARYLAND		0	9.7	0	0	0	0	0	9.7
NC NORTH CAROLINA		131.9	906	0	0	0	0	0	1037.9
NJ NEW JERSEY		536.5	240.7	0	0	0	0	0	777.2
NY NEW YORK		0	112	0	0	0	0	0	112
TN TENNESSEE		0	0.7	0	0	0	0	0	0.7
<b>Waste Totals:</b>		<b>76886</b>	<b>17418.3</b>	<b>2136.4</b>	<b>0</b>	<b>148.6</b>	<b>0</b>	<b>0</b>	<b>96589.3</b>



Commonwealth of Pennsylvania  
 Department of Environmental Protection  
 Bureau of Waste Management  
 Division of Reporting and Fee Collection

-----  
 Landfill Waste Receipts  
 in Tons (2000 lbs.) of Waste

For Year:   Quarter:  
 2017     /     3

Disposal Facility: 100963, LYCOMING COUNTY RESOURCE MANAGEMENT SERVICES LANDFILL

County/State that Generated Waste	Waste Type:	Municipal	Residual	Sewage Sludge	Processed Medical Waste	Construction	WTE Ash Residue	Asbestos	Total
13 CARBON		0	31.8	0	0	0	0	0	31.8
14 CENTRE		0	13.8	0	0	0	0	0	13.8
18 CLINTON		0.9	17.7	0	0	0	0	0.1	18.7
19 COLUMBIA		11892.5	2633.6	1720.8	0	2528.9	0	0	18775.8
21 CUMBERLAND		0	39	0	0	0	0	0	39
22 DAUPHIN		0	0.4	0	0	0	0	0	0.4
28 FRANKLIN		0	0.4	0	0	0	0	0	0.4
34 JUNIATA		0	0	0	0	3.9	0	0	3.9
40 LUZERNE		8.6	0	0	0	0	0	4.3	12.9
41 LYCOMING		15023.1	4293.8	1858.1	0	865.8	0	11.9	22052.7
46 MONTGOMERY		0	0.8	0	0	0	0	0	0.8
47 MONTOUR		2449.1	473.2	0	124.3	323.4	0.8	0.6	3371.4
49 NORTHUMBERLAND		5147.4	3196.1	1778.8	0	495.9	0	30.1	10648.3
50 PERRY		2.9	0	0	0	0	0	0	2.9
54 SCHUYLKILL		9.4	1.7	0	0	0	0	40.7	51.8
55 SNYDER		3135.6	1113.4	108.1	0	181.1	0	3	4541.2
57 SULLIVAN		3.4	0	0	0	0	0	0	3.4
59 TIOGA		3.5	0	0	0	0	0	0	3.5
60 UNION		6222.7	2734.3	494	0	655.2	0	0	10106.2
NJ NEW JERSEY		0	557	0	0	0	0	44.7	601.7
NY NEW YORK		12.5	0	0	0	0	0	0	12.5
<b>Waste Totals:</b>		<b>43911.6</b>	<b>15107</b>	<b>5959.8</b>	<b>124.3</b>	<b>5054.2</b>	<b>0.8</b>	<b>135.4</b>	<b>70293.1</b>

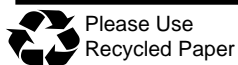
Commonwealth of Pennsylvania  
 Department of Environmental Protection  
 Bureau of Waste Management  
 Division of Reporting and Fee Collection

-----  
 Landfill Waste Receipts  
 in Tons (2000 lbs.) of Waste

For Year:   Quarter:  
 2017       /     3

Disposal Facility: 100113, MODERN LANDFILL

County/State that Generated Waste	Waste Type:	Municipal	Residual	Sewage Sludge	Processed Medical Waste	Construction	WTE Ash Residue	Asbestos	Total
01 ADAMS		190.7	608.7	62.8	0	192.3	0	0	1054.5
09 BUCKS		0	34.4	0	0	0	0	0	34.4
13 CARBON		0	23.4	0	0	0	0	0	23.4
15 CHESTER		0	51.9	0	0	0	0	0	51.9
21 CUMBERLAND		4471.2	569.5	184.4	0	3218.1	0	0	8443.2
22 DAUPHIN		0	2457.8	42.2	278.7	571.7	0	112.1	3462.5
23 DELAWARE		0	23.2	0	0	0	0	0	23.2
36 LANCASTER		0	16132.7	0	0	0	0	0	16132.7
38 LEBANON		0	3180.3	0	0	0	0	39.9	3220.2
39 LEHIGH		0	46.7	0	0	0	0	0	46.7
46 MONTGOMERY		16545.4	0	0	0	10186.3	0	249	26980.7
48 NORTHAMPTON		0	55	0	0	0	0	0	55
51 PHILADELPHIA		45630.2	186.3	0	0	63.6	0	0	45880.1
54 SCHUYLKILL		0	18.4	0	0	0	0	0	18.4
60 UNION		0	54.3	0	0	0	0	0	54.3
67 YORK		199.6	59224.2	473.1	0	7530.7	42776.5	88.3	110292.4
CT CONNECTICUT		0	196.9	148.2	0	0	0	28.1	373.2
DC DISRICT OF COLUMBIA		0	20965.2	0	0	0	0	0	20965.2
DE DELAWARE (ST)		0	1160.3	0	0	0	0	63.3	1223.6
MD MARYLAND		3282.9	11467.7	393.5	4862.5	37.8	0	207.3	20251.7
NJ NEW JERSEY		3071.9	48.5	0	0	19.7	0	0	3140.1
VA VIRGINIA		0	644.4	0	0	0	0	12.2	656.6
WV WEST VIRGINIA		0	24.1	0	0	0	0	0	24.1
<b>Waste Totals:</b>		<b>73391.9</b>	<b>117173.9</b>	<b>1304.2</b>	<b>5141.2</b>	<b>21820.2</b>	<b>42776.5</b>	<b>800.2</b>	<b>262408.1</b>



Commonwealth of Pennsylvania  
 Department of Environmental Protection  
 Bureau of Waste Management  
 Division of Reporting and Fee Collection

-----  
 Landfill Waste Receipts  
 in Tons (2000 lbs.) of Waste

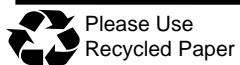
For Year:   Quarter:  
 2017     /     3

Disposal Facility: 100594, MONROEVILLE LANDFILL

County/State that Generated Waste	Waste Type:	Municipal	Residual	Sewage Sludge	Processed Medical Waste	Construction	WTE Ash Residue	Asbestos	Total
02 ALLEGHENY		67330.1	26239.8	1290.2	793.3	14974.6	902.3	0	111530.3
03 ARMSTRONG		97.1	0	0	0	91.6	0	0	188.7
10 BUTLER		244.5	71.1	0	0	60.2	0	0	375.8
63 WASHINGTON		0	58.2	0	0	0	0	0	58.2
65 WESTMORELAND		3102.7	541.2	0	0	1472.1	0	0	5116
OH OHIO		0	99.4	0	0	0	0	0	99.4
WV WEST VIRGINIA		0	78.6	0	0	0	0	0	78.6
<b>Waste Totals:</b>		<b>70774.4</b>	<b>27088.3</b>	<b>1290.2</b>	<b>793.3</b>	<b>16598.5</b>	<b>902.3</b>	<b>0</b>	<b>117447</b>

Disposal Facility: 101571, MOSTOLLER LANDFILL INC

County/State that Generated Waste	Waste Type:	Municipal	Residual	Sewage Sludge	Processed Medical Waste	Construction	WTE Ash Residue	Asbestos	Total
02 ALLEGHENY		0	0	0	0	2.2	0	0	2.2
05 BEDFORD		754.9	18.8	0	0	2.4	0	0	776.1
07 BLAIR		1600.6	460.2	41.6	0	101.8	0	0	2204.2
11 CAMBRIA		8420.5	107.2	213	0	308.5	0	21.1	9070.3
19 COLUMBIA		5	0	0	0	0	0	0	5
21 CUMBERLAND		12.6	0	0	0	0	0	0	12.6
22 DAUPHIN		0	0	480.1	0	0	0	0	480.1
31 HUNTINGDON		7	92.3	0	0	0	0	0	99.3
32 INDIANA		0	0	0	0	86.6	0	44.2	130.8
56 SOMERSET		6844.2	1206.9	238.5	0	631.6	0	0	8921.2
65 WESTMORELAND		5395.8	11861.3	0	0	58	0	0	17315.1
MD MARYLAND		7943.7	0	0	0	0	0	0	7943.7
NJ NEW JERSEY		0	0	0	0	0	0	4.4	4.4
NY NEW YORK		0	0	1872.6	0	0	0	0	1872.6
WV WEST VIRGINIA		0	0	11.2	0	0	0	0	11.2
<b>Waste Totals:</b>		<b>30984.3</b>	<b>13746.7</b>	<b>2857</b>	<b>0</b>	<b>1191.1</b>	<b>0</b>	<b>69.7</b>	<b>48848.8</b>



Please Use  
Recycled Paper

Phone: 717-783-9258  
 Printed: 11/9/2017

Also visit our Internet WWW Site at: <http://www.dep.state.pa.us>

DISCLAIMER: While care has been taken in the preparation of this report, there is no warranty or guarantee as to the data, calculation or content accuracy. The Commonwealth reserves the right to update or change any data or presentation format without notice or liability.

Commonwealth of Pennsylvania  
 Department of Environmental Protection  
 Bureau of Waste Management  
 Division of Reporting and Fee Collection

-----  
 Landfill Waste Receipts  
 in Tons (2000 lbs.) of Waste

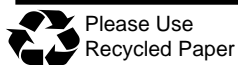
For Year:    Quarter:  
 2017       /       3

Disposal Facility: 101100, MOUNTAIN VIEW RECLAMATION LANDFILL

County/State that Generated Waste	Waste Type:	Municipal	Residual	Sewage Sludge	Processed Medical Waste	Construction	WTE Ash Residue	Asbestos	Total
01 ADAMS		2470.8	1257	0	0	211.8	0	0	3939.6
05 BEDFORD		0	10.1	0	0	0	0	0	10.1
21 CUMBERLAND		5538.1	269.2	8	0	698.3	0	0	6513.6
22 DAUPHIN		0	3589.9	44.4	0.7	1290.4	0	0	4925.4
28 FRANKLIN		4843.1	2685.9	219.7	0	2717.2	0	0.2	10466.1
29 FULTON		624.6	182.2	0	0	118.5	0	0	925.3
50 PERRY		306.8	29.1	0	0	61	0	0	396.9
67 YORK		0	27.7	0	0	257	0	0	284.7
DE DELAWARE (ST)		9.8	499.7	0	0	0	0	0	509.5
MD MARYLAND		22204.9	8269.8	143.4	0	1127.5	0	2.8	31748.4
VA VIRGINIA		11.4	217.3	0	0	0	0	0	228.7
WV WEST VIRGINIA		9961	342.2	0	0	604.8	0	3.1	10911.1
<b>Waste Totals:</b>		<b>45970.5</b>	<b>17380.1</b>	<b>415.5</b>	<b>0.7</b>	<b>7086.5</b>	<b>0</b>	<b>6.1</b>	<b>70859.4</b>

Disposal Facility: 100585, NORTHWEST SANITARY LANDFILL

County/State that Generated Waste	Waste Type:	Municipal	Residual	Sewage Sludge	Processed Medical Waste	Construction	WTE Ash Residue	Asbestos	Total
02 ALLEGHENY		856.9	0	0	0	314.7	0	0	1171.6
03 ARMSTRONG		1634.4	7423.2	0	0	62.9	0	0	9120.5
04 BEAVER		28.3	0	0	0	27.7	0	0	56
07 BLAIR		0	0	0	0	11.9	0	0	11.9
10 BUTLER		6435.9	8002.3	9.8	0	757.7	0	13.5	15219.2
16 CLARION		395.3	352.5	6.3	0	31.7	0	0	785.8
20 CRAWFORD		70.5	0	0	0	11.8	0	0	82.3
30 GREENE		3.5	12.9	0	0	0	0	0	16.4
33 JEFFERSON		0	1986.1	0	0	0	0	0	1986.1
37 LAWRENCE		2665.2	94.5	0	0	40.3	0	0	2800
43 MERCER		118	10.1	97.7	0	7.6	0	11.8	245.2
61 VENANGO		843.6	638.2	0	0	112.3	0	0	1594.1
NJ NEW JERSEY		0	0	0	0	0.2	0	0	0.2
<b>Waste Totals:</b>		<b>13051.6</b>	<b>18519.8</b>	<b>113.8</b>	<b>0</b>	<b>1378.8</b>	<b>0</b>	<b>25.3</b>	<b>33089.3</b>



Please Use  
Recycled Paper

Phone: 717-783-9258  
 Printed: 11/9/2017

Also visit our Internet WWW Site at: <http://www.dep.state.pa.us>

DISCLAIMER: While care has been taken in the preparation of this report, there is no warranty or guarantee as to the data, calculation or content accuracy. The Commonwealth reserves the right to update or change any data or presentation format without notice or liability.



Commonwealth of Pennsylvania  
 Department of Environmental Protection  
 Bureau of Waste Management  
 Division of Reporting and Fee Collection

-----  
 Landfill Waste Receipts  
 in Tons (2000 lbs.) of Waste

For Year:   Quarter:  
 2017     /     3

Disposal Facility: 100346, PIONEER CROSSING LANDFILL

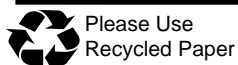
County/State that Generated Waste	Waste Type:	Municipal	Residual	Sewage Sludge	Processed Medical Waste	Construction	WTE Ash Residue	Asbestos	Total
06 BERKS		13653.6	6151.6	990	0	4201	0	0	24996.2
09 BUCKS		419.9	177.2	0	88.1	59.5	0	0	744.7
13 CARBON		0	0	0	365.2	0	0	0	365.2
15 CHESTER		385.6	353.8	0	0	73.5	0	0	812.9
23 DELAWARE		0	0.4	0	372.2	0	0	0	372.6
36 LANCASTER		243.9	0	0	0	0	0	0	243.9
39 LEHIGH		3119.4	1898.3	31.1	62.6	0	0	0	5111.4
46 MONTGOMERY		28476.3	1701.5	427.2	0	210.8	70.3	0	30886.1
48 NORTHAMPTON		0	1723.6	0	930.7	0	0	0	2654.3
51 PHILADELPHIA		6.8	191.5	0	527.4	0	0	0	725.7
54 SCHUYLKILL		26.8	0	0	0	0	0	0.3	27.1
NJ NEW JERSEY		1167	856.2	148.7	0	0	0	0	2171.9
NY NEW YORK		1384.1	1370	204	0	0	0	0	2958.1
<b>Waste Totals:</b>		<b>48883.4</b>	<b>14424.1</b>	<b>1801</b>	<b>2346.2</b>	<b>4544.8</b>	<b>70.3</b>	<b>0.3</b>	<b>72070.1</b>

Disposal Facility: 101069, S.E.C.C.R.A. LANDFILL

County/State that Generated Waste	Waste Type:	Municipal	Residual	Sewage Sludge	Processed Medical Waste	Construction	WTE Ash Residue	Asbestos	Total
15 CHESTER		18805.3	632.5	596.1	0	7973.8	0	0	28007.7
<b>Waste Totals:</b>		<b>18805.3</b>	<b>632.5</b>	<b>596.1</b>	<b>0</b>	<b>7973.8</b>	<b>0</b>	<b>0</b>	<b>28007.7</b>

Disposal Facility: 101538, SANDY RUN LANDFILL INC.

County/State that Generated Waste	Waste Type:	Municipal	Residual	Sewage Sludge	Processed Medical Waste	Construction	WTE Ash Residue	Asbestos	Total
05 BEDFORD		1426	205.7	93.6	0	19.4	0	0	1744.7
07 BLAIR		1038.5	116.9	54.2	0	47.9	0	0	1257.5
29 FULTON		204.7	0	0	0	1.9	0	0	206.6
31 HUNTINGDON		1137.9	14.4	81.9	0	0	0	1.4	1235.6
WV WEST VIRGINIA		0	1526	0	0	0	0	0	1526
<b>Waste Totals:</b>		<b>3807.1</b>	<b>1863</b>	<b>229.7</b>	<b>0</b>	<b>69.2</b>	<b>0</b>	<b>1.4</b>	<b>5970.4</b>



Commonwealth of Pennsylvania  
 Department of Environmental Protection  
 Bureau of Waste Management  
 Division of Reporting and Fee Collection

-----  
 Landfill Waste Receipts  
 in Tons (2000 lbs.) of Waste

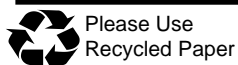
For Year:   Quarter:  
 2017     /     3

Disposal Facility: 100403, SENECA LANDFILL INC

County/State that Generated Waste	Waste Type:	Municipal	Residual	Sewage Sludge	Processed Medical Waste	Construction	WTE Ash Residue	Asbestos	Total
02 ALLEGHENY		13254.6	12702.2	0	0	1209.5	0	0	27166.3
03 ARMSTRONG		1758.5	205.3	266.8	0	98.8	0	0	2329.4
04 BEAVER		15504.7	398.3	279	0	50.7	0	0	16232.7
10 BUTLER		23488.6	6553.4	1068.7	0	1870.3	0	0	32981
16 CLARION		0	9.7	24	0	0	0	0	33.7
20 CRAWFORD		0	135.4	705.3	0	0	0	0	840.7
25 ERIE		0	0	82.2	0	0	0	0	82.2
27 FOREST		0	0	41.1	0	0	0	0	41.1
32 INDIANA		0.4	159	0	0	0	0	0	159.4
37 LAWRENCE		180.8	4872.9	23.1	0	39.9	0	0	5116.7
43 MERCER		30795.6	1217.9	228.6	0	191.1	0	0	32433.2
61 VENANGO		9.4	404.7	399.9	0	385.2	0	0	1199.2
63 WASHINGTON		0	59.9	0	0	0	0	0	59.9
65 WESTMORELAND		1978.2	314	1163.5	0	51.7	0	0	3507.4
OH OHIO		13549.4	172.7	0	0	0	0	0	13722.1
<b>Waste Totals:</b>		<b>100520.2</b>	<b>27205.4</b>	<b>4282.2</b>	<b>0</b>	<b>3897.2</b>	<b>0</b>	<b>0</b>	<b>135905</b>

Disposal Facility: 100592, SOUTH HILLS LANDFILL INC

County/State that Generated Waste	Waste Type:	Municipal	Residual	Sewage Sludge	Processed Medical Waste	Construction	WTE Ash Residue	Asbestos	Total
02 ALLEGHENY		10537.1	4654.2	323.2	0	9438.2	0	0	24952.7
26 FAYETTE		108.4	0	0	0	32.8	0	0	141.2
63 WASHINGTON		2772.3	36.1	0	0	742.8	0	0	3551.2
OH OHIO		0	278.1	0	0	0	0	0	278.1
WV WEST VIRGINIA		0	98.6	0	0	0	0	0	98.6
<b>Waste Totals:</b>		<b>13417.8</b>	<b>5067</b>	<b>323.2</b>	<b>0</b>	<b>10213.8</b>	<b>0</b>	<b>0</b>	<b>29021.8</b>



Please Use  
Recycled Paper

Phone: 717-783-9258  
 Printed: 11/9/2017

Also visit our Internet WWW Site at: <http://www.dep.state.pa.us>

DISCLAIMER: While care has been taken in the preparation of this report, there is no warranty or guarantee as to the data, calculation or content accuracy. The Commonwealth reserves the right to update or change any data or presentation format without notice or liability.

Commonwealth of Pennsylvania  
 Department of Environmental Protection  
 Bureau of Waste Management  
 Division of Reporting and Fee Collection

-----  
 Landfill Waste Receipts  
 in Tons (2000 lbs.) of Waste

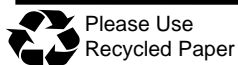
For Year:   Quarter:  
 2017       /       3

Disposal Facility: 100081, SOUTHERN ALLEGHENIES LANDFILL INC

County/State that Generated Waste	Waste Type:	Municipal	Residual	Sewage Sludge	Processed Medical Waste	Construction	WTE Ash Residue	Asbestos	Total
02 ALLEGHENY		10.9	0	0	0	0	0	0	10.9
05 BEDFORD		16.2	3184.5	0	0	520.9	0	16.7	3738.3
07 BLAIR		3.3	82.3	0	0	0	0	4	89.6
10 BUTLER		0.8	0	0	0	0	0	0	0.8
11 CAMBRIA		7663.4	2613.8	38.2	0	984.2	0	22.2	11321.8
14 CENTRE		0	0	0	0	1.9	0	0	1.9
31 HUNTINGDON		2.6	0	0	0	0.1	0	0	2.7
32 INDIANA		0.6	0	0	0	0	0	5.1	5.7
56 SOMERSET		4208.8	166.8	430	0	412.5	0	0.4	5218.5
65 WESTMORELAND		11.2	6.9	0	0	4.7	0	0	22.8
NY NEW YORK		0	0	0	0	0	0	92.7	92.7
<b>Waste Totals:</b>		<b>11917.8</b>	<b>6054.3</b>	<b>468.2</b>	<b>0</b>	<b>1924.3</b>	<b>0</b>	<b>141.1</b>	<b>20505.7</b>

Disposal Facility: 100277, TERVITA SANITARY LANDFILL

County/State that Generated Waste	Waste Type:	Municipal	Residual	Sewage Sludge	Processed Medical Waste	Construction	WTE Ash Residue	Asbestos	Total
02 ALLEGHENY		9069.1	367.6	1383	0	2330.6	0	29.5	13179.8
10 BUTLER		0	0	0	0	4.3	0	0	4.3
17 CLEARFIELD		0	0.2	0	0	0	0	0	0.2
26 FAYETTE		4885.2	11.1	145.4	0	1121.5	0	0	6163.2
30 GREENE		221.5	10197.8	0	0	736.7	0	0	11156
63 WASHINGTON		10107.3	5055.8	65.7	0	2266.8	0	0	17495.6
65 WESTMORELAND		6226.9	487.9	293.4	0	3040.4	0	9.1	10057.7
OH OHIO		0	24.7	0	0	0	0	0	24.7
WV WEST VIRGINIA		88.4	19877.9	0	0	54.9	0	0	20021.2
<b>Waste Totals:</b>		<b>30598.4</b>	<b>36023</b>	<b>1887.5</b>	<b>0</b>	<b>9555.2</b>	<b>0</b>	<b>38.6</b>	<b>78102.7</b>



Commonwealth of Pennsylvania  
 Department of Environmental Protection  
 Bureau of Waste Management  
 Division of Reporting and Fee Collection

-----  
 Landfill Waste Receipts  
 in Tons (2000 lbs.) of Waste

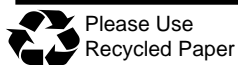
For Year:   Quarter:  
 2017     /     3

Disposal Facility: 100280, VALLEY LANDFILL

County/State that Generated Waste	Waste Type:	Municipal	Residual	Sewage Sludge	Processed Medical Waste	Construction	WTE Ash Residue	Asbestos	Total
02 ALLEGHENY		4675	13164	269.2	0	2684.5	355	87.3	21235
03 ARMSTRONG		11.2	13.8	0	0	385	0	0	410
10 BUTLER		28.2	0	0	0	6.5	0	0	34.7
11 CAMBRIA		1.7	0	0	0	0	0	0	1.7
26 FAYETTE		120.4	0	0	0	11.8	0	0	132.2
32 INDIANA		0	53.7	0	0	163.9	0	0	217.6
33 JEFFERSON		0	2.5	0	0	0	0	0	2.5
65 WESTMORELAND		23405.6	4361.5	376.5	540.2	7987.4	0	57.8	36729
OH OHIO		0	123.6	0	0	0	0	0	123.6
WV WEST VIRGINIA		0	11.3	0	0	0	0	0	11.3
<b>Waste Totals:</b>		<b>28242.1</b>	<b>17730.4</b>	<b>645.7</b>	<b>540.2</b>	<b>11239.1</b>	<b>355</b>	<b>145.1</b>	<b>58897.6</b>

Disposal Facility: 100739, WESTERN BERKS COMMUNITY LANDFILL

County/State that Generated Waste	Waste Type:	Municipal	Residual	Sewage Sludge	Processed Medical Waste	Construction	WTE Ash Residue	Asbestos	Total
06 BERKS		13746.8	4109.9	3172.7	0	2176.5	0	52.6	23258.5
09 BUCKS		0	88.4	0	0	0	0	36	124.4
15 CHESTER		7.9	0	0	0	0	0	13.9	21.8
21 CUMBERLAND		0	0	0	0	1.4	0	0	1.4
23 DELAWARE		0	142.1	0	0	0	0	1100.9	1243
38 LEBANON		44.2	0	0	0	0	0	0	44.2
39 LEHIGH		10748.9	13	0	0	0	0	4.8	10766.7
45 MONROE		14.7	0	11.9	0	0	0	0	26.6
46 MONTGOMERY		3641.1	27.4	1453.5	0	360.9	0	1920	7402.9
48 NORTHAMPTON		7233.9	0	0	0	42.1	0	0	7276
49 NORTHUMBERLAND		20.7	0	0	0	0	0	0	20.7
51 PHILADELPHIA		0	0	0	0	0	0	916	916
54 SCHUYLKILL		0	0	0	0	5.9	0	0	5.9
NJ NEW JERSEY		0	334.3	555.3	0	60.4	0	1323.2	2273.2
NY NEW YORK		0	0	937.6	0	0	0	0	937.6
<b>Waste Totals:</b>		<b>35458.2</b>	<b>4715.1</b>	<b>6131</b>	<b>0</b>	<b>2647.2</b>	<b>0</b>	<b>5367.4</b>	<b>54318.9</b>



Please Use  
Recycled Paper

Phone: 717-783-9258  
 Printed: 11/9/2017

Also visit our Internet WWW Site at: <http://www.dep.state.pa.us>

DISCLAIMER: While care has been taken in the preparation of this report, there is no warranty or guarantee as to the data, calculation or content accuracy. The Commonwealth reserves the right to update or change any data or presentation format without notice or liability.

Commonwealth of Pennsylvania  
 Department of Environmental Protection  
 Bureau of Waste Management  
 Division of Reporting and Fee Collection

-----  
 Landfill Waste Receipts  
 in Tons (2000 lbs.) of Waste

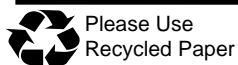
For Year:   Quarter:  
 2017     /     3

Disposal Facility: 400633, WHEELABRATOR FALLS INC

County/State that Generated Waste	Waste Type:	Municipal	Residual	Sewage Sludge	Processed Medical Waste	Construction	WTE Ash Residue	Asbestos	Total
06 BERKS		0	75	0	0	0	0	0	75
09 BUCKS		43059.5	148.1	0	0	4438.2	0	0	47645.8
13 CARBON		0	89.5	0	0	0	0	0	89.5
15 CHESTER		0	0.3	0	0	0	0	0	0.3
38 LEBANON		0	502.6	0	0	0	0	0	502.6
39 LEHIGH		0	57.4	0	0	0	0	0	57.4
40 LUZERNE		0	28.8	0	0	0	0	0	28.8
46 MONTGOMERY		933.4	357	0	0	0	0	0	1290.4
51 PHILADELPHIA		31508	177.9	0	0	40.5	0	0	31726.4
CT CONNECTICUT		0	1.9	0	0	0	0	0	1.9
DE DELAWARE (ST)		0	170.2	0	0	0	0	0	170.2
NJ NEW JERSEY		54110	1454	0	0	101.8	0	0	55665.8
NY NEW YORK		44.7	246.1	0	0	0	0	0	290.8
VA VIRGINIA		0	0.5	0	0	0	0	0	0.5
<b>Waste Totals:</b>		<b>129655.6</b>	<b>3309.3</b>	<b>0</b>	<b>0</b>	<b>4580.5</b>	<b>0</b>	<b>0</b>	<b>137545.4</b>

Disposal Facility: 400561, YORK COUNTY RESOURCE RECOVERY CENTER

County/State that Generated Waste	Waste Type:	Municipal	Residual	Sewage Sludge	Processed Medical Waste	Construction	WTE Ash Residue	Asbestos	Total
01 ADAMS		1127.2	92.7	0	0	53.9	0	0	1273.8
06 BERKS		597.8	0	0	0	0	0	0	597.8
21 CUMBERLAND		9336.7	535.4	0	0	46.3	0	0	9918.4
22 DAUPHIN		0	0	0	0	0	0	0	0
23 DELAWARE		0	3.4	0	0	0	0	0	3.4
28 FRANKLIN		22.1	0	0	0	0	0	0	22.1
38 LEBANON		0	1151.2	0	0	0	0	0	1151.2
44 MIFFLIN		0	160.4	0	0	0	0	0	160.4
51 PHILADELPHIA		4953.9	0	0	0	0	0	0	4953.9
67 YORK		85686.8	5164.7	0	0	4296.7	0	0	95148.2
MD MARYLAND		1943.9	0	0	0	0	0	0	1943.9
NC NORTH CAROLINA		0.8	206	0	0	0	0	0	206.8
<b>Waste Totals:</b>		<b>103669.2</b>	<b>7313.8</b>	<b>0</b>	<b>0</b>	<b>4396.9</b>	<b>0</b>	<b>0</b>	<b>115379.9</b>



Please Use  
Recycled Paper

Phone: 717-783-9258  
 Printed: 11/9/2017

Also visit our Internet WWW Site at: <http://www.dep.state.pa.us>

DISCLAIMER: While care has been taken in the preparation of this report, there is no warranty or guarantee as to the data, calculation or content accuracy. The Commonwealth reserves the right to update or change any data or presentation format without notice or liability.