

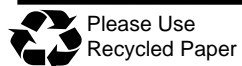
Commonwealth of Pennsylvania  
 Department of Environmental Protection  
 Bureau of Waste Management  
 Division of Reporting and Fee Collection

-----  
 Landfill Waste Receipts  
 in Tons (2000 lbs.) of Waste

For Year:   Quarter:  
 2017     /     1

Disposal Facility: 100419, ADVANCED DISPOSAL SERVICES CHESTNUT VALLEY LANDFILL INC

County/State that Generated Waste	Waste Type:	Municipal	Residual	Sewage Sludge	Infectious	Construction	Ash Residue	Asbestos	Total
02 ALLEGHENY		63.9	0	0	0	3.3	0	0.7	67.9
26 FAYETTE		12900.5	933.5	970.7	0	1269.5	0	0	16074.2
30 GREENE		2622.3	9208.8	329.3	0	940.2	0	0	13100.6
56 SOMERSET		144.9	0	0	0	0	0	0	144.9
63 WASHINGTON		957.6	7519.8	98.2	0	42.4	0	0	8618
65 WESTMORELAND		876.9	242.4	0	0	23.8	0	0	1143.1
WV WEST VIRGINIA		964.2	24.9	0	0	198	0	415.9	1603
	<b>Waste Totals:</b>	<b>18530.3</b>	<b>17929.4</b>	<b>1398.2</b>	<b>0</b>	<b>2477.2</b>	<b>0</b>	<b>416.6</b>	<b>40751.7</b>



Please Use  
Recycled Paper

Phone: 717-783-9258  
 Printed: 8/7/2017

Also visit our Internet WWW Site at: <http://www.dep.state.pa.us>

DISCLAIMER: While care has been taken in the preparation of this report, there is no warranty or guarantee as to the data, calculation or content accuracy. The Commonwealth reserves the right to update or change any data or presentation format without notice or liability.

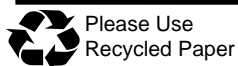
Commonwealth of Pennsylvania  
 Department of Environmental Protection  
 Bureau of Waste Management  
 Division of Reporting and Fee Collection

-----  
 Landfill Waste Receipts  
 in Tons (2000 lbs.) of Waste

For Year:   Quarter:  
 2017       /     1

Disposal Facility: 101397, ADVANCED DISPOSAL SERVICES GREENTREE LANDFILL LLC.

County/State that Generated Waste	Waste Type:	Municipal	Residual	Sewage Sludge	Infectious	Construction	Ash Residue	Asbestos	Total
03 ARMSTRONG		0	23.6	0	0	0	0	0	23.6
07 BLAIR		7897.3	985.4	48	0	0	0	0	8930.7
09 BUCKS		0	141.4	0	0	1728.1	0	0	1869.5
10 BUTLER		0	10.8	0	0	0	0	4.4	15.2
11 CAMBRIA		0	8	0	0	0	0	4.6	12.6
12 CAMERON		548.9	204	44.7	0	49.1	0	0	846.7
14 CENTRE		15517.9	367.6	168.8	0	57.8	56.1	8.1	16176.3
16 CLARION		6817.5	6232	28	0	156.5	0	0	13234
17 CLEARFIELD		9605.8	1801.5	218.5	0	1302.2	0	2.7	12930.7
18 CLINTON		0	83.7	0	0	0	0	0	83.7
20 CRAWFORD		0	220.7	23.8	0	0	37.4	0	281.9
23 DELAWARE		0	28	0	0	0	0	0	28
24 ELK		1919.3	2267.7	544.8	0	391	0	0	5122.8
25 ERIE		0	21.7	0	0	0	0	0	21.7
27 FOREST		5.7	26.1	0	0	0	0	0	31.8
31 HUNTINGDON		0	0	54	0	0	0	0.7	54.7
32 INDIANA		0	0	0	0	0.6	0	0	0.6
33 JEFFERSON		4080.6	1448.5	62.8	0	193.9	0	0	5785.8
42 MCKEAN		8.8	425.7	0	0	13.2	0	6	453.7
48 NORTHAMPTON		1624.5	0	0	0	0	0	0	1624.5
51 PHILADELPHIA		0	66.3	0	0	0	0	0	66.3
53 POTTER		0	174.1	0	0	0	0	0	174.1
61 VENANGO		2.1	118.7	84.8	0	0	0	0	205.6
62 WARREN		3727	669.3	129.2	0	0	0	0	4525.5
65 WESTMORELAND		0	7.5	0	0	0	0	0	7.5
CT CONNECTICUT		0	268.6	0	0	0	0	0	268.6
NJ NEW JERSEY		8450.2	1777.1	1043.2	0	26.4	0	5.1	11302
NY NEW YORK		12533.7	67.4	15578.3	0	25.3	0	19.4	28224.1
OH OHIO		0	0	0	0	0	0	14.2	14.2
VA VIRGINIA		14.7	0	0	0	0	0	0	14.7
<b>Waste Totals:</b>		<b>72754</b>	<b>17445.4</b>	<b>18028.9</b>	<b>0</b>	<b>3944.1</b>	<b>93.5</b>	<b>65.2</b>	<b>112331.1</b>



Commonwealth of Pennsylvania  
 Department of Environmental Protection  
 Bureau of Waste Management  
 Division of Reporting and Fee Collection

-----  
 Landfill Waste Receipts  
 in Tons (2000 lbs.) of Waste

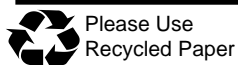
For Year:   Quarter:  
 2017       /     1

Disposal Facility: 100933, ALLIANCE SANITARY LANDFILL INC

County/State that Generated Waste	Waste Type:	Municipal	Residual	Sewage Sludge	Infectious	Construction	Ash Residue	Asbestos	Total
08 BRADFORD		0	271.3	0	0	0	0	0	271.3
35 LACKAWANNA		9156.7	1245.2	81.7	200.2	403.8	0	84.8	11172.4
40 LUZERNE		19003.9	3047.3	4888.7	0	810.1	0	671.7	28421.7
45 MONROE		5751.6	138.9	0	0	143	0	8.9	6042.4
48 NORTHAMPTON		0	4122.6	0	0	0	0	0	4122.6
49 NORTHUMBERLAND		5.7	0	0	0	0	0	0	5.7
52 PIKE		1971.3	0	0	0	0	0	0	1971.3
54 SCHUYLKILL		10.6	8.1	0	0	74.6	0	0	93.3
58 SUSQUEHANNA		1039.3	685.3	97.7	0	5.4	0	0	1827.7
64 WAYNE		2277.8	51.8	0	0	0	0	0	2329.6
66 WYOMING		1511.8	1614.7	0	0	11.4	0	0	3137.9
67 YORK		14.9	0	0	0	0	0	0	14.9
CT CONNECTICUT		0	0	0	0	0	0	53.5	53.5
MD MARYLAND		0	0	0	0	0	0	32.7	32.7
NJ NEW JERSEY		0	0	0	0	6.9	0	162.4	169.3
NY NEW YORK		649.9	0	0	0	0	0	31.1	681
<b>Waste Totals:</b>		<b>41393.5</b>	<b>11185.2</b>	<b>5068.1</b>	<b>200.2</b>	<b>1455.2</b>	<b>0</b>	<b>1045.1</b>	<b>60347.3</b>

Disposal Facility: 100172, ARDEN LANDFILL INC.

County/State that Generated Waste	Waste Type:	Municipal	Residual	Sewage Sludge	Infectious	Construction	Ash Residue	Asbestos	Total
02 ALLEGHENY		15884.9	2135.5	0	0	1018.4	0	0	19038.8
04 BEAVER		15901.9	988.3	108.9	0	54.1	0	0	17053.2
10 BUTLER		22.2	61.1	0	0	4.2	0	0	87.5
26 FAYETTE		277.3	1935.8	0	0	9.5	0	0	2222.6
30 GREENE		1398.1	15576.6	0	0	1328.4	0	0	18303.1
63 WASHINGTON		14188	35368.1	1828.7	172.6	2194.4	0	0	53751.8
65 WESTMORELAND		0	22.5	0	0	0	0	0	22.5
OH OHIO		807.8	1524.8	12	0	11.4	0	0	2356
WV WEST VIRGINIA		1134.1	1240.4	0	0	342.5	0	0	2717
<b>Waste Totals:</b>		<b>49614.3</b>	<b>58853.1</b>	<b>1949.6</b>	<b>172.6</b>	<b>4962.9</b>	<b>0</b>	<b>0</b>	<b>115552.5</b>



Please Use  
Recycled Paper

Phone: 717-783-9258  
 Printed: 8/7/2017

Also visit our Internet WWW Site at: <http://www.dep.state.pa.us>

DISCLAIMER: While care has been taken in the preparation of this report, there is no warranty or guarantee as to the data, calculation or content accuracy. The Commonwealth reserves the right to update or change any data or presentation format without notice or liability.

Commonwealth of Pennsylvania  
 Department of Environmental Protection  
 Bureau of Waste Management  
 Division of Reporting and Fee Collection

-----  
 Landfill Waste Receipts  
 in Tons (2000 lbs.) of Waste

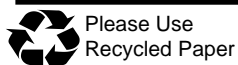
For Year:   Quarter:  
 2017       /     1

Disposal Facility: 100020, BETHLEHEM LANDFILL

County/State that Generated Waste	Waste Type:	Municipal	Residual	Sewage Sludge	Infectious	Construction	Ash Residue	Asbestos	Total
09 BUCKS		2309	400.3	0	0	91.4	0	0	2800.7
23 DELAWARE		0	0	0	0	0	0	532.7	532.7
39 LEHIGH		5460.7	561.7	0	0	1404.7	0	72.6	7499.7
46 MONTGOMERY		8.7	21.7	0	0	6.8	0	0	37.2
48 NORTHAMPTON		16581.8	1505.8	0	0	1781.2	0	0	19868.8
NJ NEW JERSEY		7988.4	6755.2	0	0	18860.1	0	21.9	33625.6
NY NEW YORK		15219.5	538.2	61.3	0	1966.7	0	5882.7	23668.4
<b>Waste Totals:</b>		<b>47568.1</b>	<b>9782.9</b>	<b>61.3</b>	<b>0</b>	<b>24110.9</b>	<b>0</b>	<b>6509.9</b>	<b>88033.1</b>

Disposal Facility: 101243, BRADFORD COUNTY SANITARY LANDFILL

County/State that Generated Waste	Waste Type:	Municipal	Residual	Sewage Sludge	Infectious	Construction	Ash Residue	Asbestos	Total
08 BRADFORD		5217.9	3936.1	472.3	0	1926	0	0	11552.3
41 LYCOMING		0	13	0	0	0	0	0	13
53 POTTER		0	0	0	0	68.3	0	0	68.3
57 SULLIVAN		670.2	0.8	0	0	75.2	0	0	746.2
58 SUSQUEHANNA		353.2	0	0	0	10.8	0	0	364
59 TIOGA		3685.2	6276.4	336.9	0	133	0	0	10431.5
62 WARREN		0.2	0	0	0	0	0	0	0.2
66 WYOMING		622.1	232.5	0	0	224.1	0	0	1078.7
<b>Waste Totals:</b>		<b>10548.8</b>	<b>10458.8</b>	<b>809.2</b>	<b>0</b>	<b>2437.4</b>	<b>0</b>	<b>0</b>	<b>24254.2</b>



Please Use  
Recycled Paper

Phone: 717-783-9258  
 Printed: 8/7/2017

Also visit our Internet WWW Site at: <http://www.dep.state.pa.us>

DISCLAIMER: While care has been taken in the preparation of this report, there is no warranty or guarantee as to the data, calculation or content accuracy. The Commonwealth reserves the right to update or change any data or presentation format without notice or liability.

Commonwealth of Pennsylvania  
 Department of Environmental Protection  
 Bureau of Waste Management  
 Division of Reporting and Fee Collection

-----  
 Landfill Waste Receipts  
 in Tons (2000 lbs.) of Waste

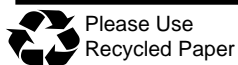
For Year:   Quarter:  
 2017       /     1

Disposal Facility: 100361, Casella McKean County Landfill

County/State that Generated Waste	Waste Type:	Municipal	Residual	Sewage Sludge	Infectious	Construction	Ash Residue	Asbestos	Total
07 BLAIR		0	11.8	0	0	0	0	0	11.8
12 CAMERON		21.1	104.4	15	0	72.2	0	0	212.7
14 CENTRE		0	40	0	0	0	0	0	40
16 CLARION		1083.7	284.8	35.3	0	96.6	24.8	0	1525.2
17 CLEARFIELD		1196.7	349.9	74	0	529.4	20.1	6.2	2176.3
20 CRAWFORD		44	126.8	34.5	0	0	0	0	205.3
24 ELK		2674.7	863.1	629.6	0	762.5	0	0	4929.9
25 ERIE		0	42.2	0	0	0	0	0	42.2
27 FOREST		35.1	0	0	0	0	0	0	35.1
32 INDIANA		0	12.3	0	0	0	0	0	12.3
33 JEFFERSON		282.5	208.9	81.5	0	0	0	0	572.9
42 MCKEAN		3603.6	11484.4	791.2	0	1757.8	1202.1	2.7	18841.8
51 PHILADELPHIA		44.7	0	0	0	46.8	0	0	91.5
53 POTTER		0	128.4	8.5	0	0	0	0	136.9
59 TIOGA		0	0	0	0	11.5	0	0	11.5
62 WARREN		2906.3	676.4	248.6	0	248.3	0	0	4079.6
NJ NEW JERSEY		1180.5	0	0	0	264.7	0	0	1445.2
NY NEW YORK		940	0	0	0	1621	0	0	2561
<b>Waste Totals:</b>		<b>14012.9</b>	<b>14333.4</b>	<b>1918.2</b>	<b>0</b>	<b>5410.8</b>	<b>1247</b>	<b>8.9</b>	<b>36931.2</b>

Disposal Facility: 100944, CHESTER COUNTY SWA LANCHESTER LANDFILL

County/State that Generated Waste	Waste Type:	Municipal	Residual	Sewage Sludge	Infectious	Construction	Ash Residue	Asbestos	Total
06 BERKS		1916.5	2169.1	0	0	1074.4	2809.3	0	7969.3
09 BUCKS		0	0	0	0	0	956.4	0	956.4
15 CHESTER		48543.6	1069.5	1294.4	0	6756.3	0	2.7	57666.5
23 DELAWARE		6.8	0	0	0	13.7	0	0	20.5
36 LANCASTER		57.3	39	4.3	0	98.5	0	0	199.1
38 LEBANON		0	13.2	0	0	0	0	0	13.2
46 MONTGOMERY		1156.2	0	0	0	58.6	14284.9	0	15499.7
51 PHILADELPHIA		0	0	0	0	21.2	0	0	21.2
54 SCHUYLKILL		4.6	0	0	0	0	0	0	4.6
<b>Waste Totals:</b>		<b>51685</b>	<b>3290.8</b>	<b>1298.7</b>	<b>0</b>	<b>8022.7</b>	<b>18050.6</b>	<b>2.7</b>	<b>82350.5</b>



Commonwealth of Pennsylvania  
 Department of Environmental Protection  
 Bureau of Waste Management  
 Division of Reporting and Fee Collection

-----  
 Landfill Waste Receipts  
 in Tons (2000 lbs.) of Waste

For Year:    Quarter:  
 2017       /       1

Disposal Facility: 100022, CHRIN BROTHERS SANITARY LANDFILL

County/State that Generated Waste	Waste Type:	Municipal	Residual	Sewage Sludge	Infectious	Construction	Ash Residue	Asbestos	Total
06 BERKS		0	0	0	0	19.2	0	0.3	19.5
08 BRADFORD		2	0	0	0	0	0	0	2
09 BUCKS		856.6	17	0	0	459.4	0	3.4	1336.4
13 CARBON		121.8	0	0	0	67.4	0	0	189.2
39 LEHIGH		7815.6	203.8	49.2	0	2595.9	0	47.2	10711.7
40 LUZERNE		25.9	1.6	0	0	17.5	0	0	45
45 MONROE		0	9.5	0	0	11.2	0	0	20.7
46 MONTGOMERY		0	0	0	0	37.1	0	0	37.1
48 NORTHAMPTON		14823.2	1300.7	1187.9	0	5378.9	0	17.2	22707.9
52 PIKE		0	0	0	0	14.7	0	0	14.7
NJ NEW JERSEY		1545.1	11.8	0	0	210.9	0	105.7	1873.5
<b>Waste Totals:</b>		<b>25190.2</b>	<b>1544.4</b>	<b>1237.1</b>	<b>0</b>	<b>8812.2</b>	<b>0</b>	<b>173.8</b>	<b>36957.7</b>

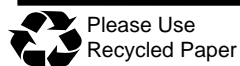
Commonwealth of Pennsylvania  
 Department of Environmental Protection  
 Bureau of Waste Management  
 Division of Reporting and Fee Collection

-----  
 Landfill Waste Receipts  
 in Tons (2000 lbs.) of Waste

For Year:   Quarter:  
 2017       /     1

Disposal Facility: 100955, CLINTON COUNTY SWA WAYNE TOWNSHIP LANDFILL

County/State that Generated Waste	Waste Type:	Municipal	Residual	Sewage Sludge	Infectious	Construction	Ash Residue	Asbestos	Total
02 ALLEGHENY		0	0	0	0	0	0	0.5	0.5
05 BEDFORD		0	0	0	0	15.4	0	7.5	22.9
07 BLAIR		0	0	0	0	201.4	0	19.5	220.9
08 BRADFORD		0	0.6	0	0	160.8	0	5.3	166.7
09 BUCKS		0	0	0	0	393.5	0	0	393.5
11 CAMBRIA		2.4	0	0	0	0	0	0.2	2.6
14 CENTRE		6728.9	290.7	696.6	0	72.7	0	32.8	7821.7
15 CHESTER		0	0	0	0	0	0	0.1	0.1
17 CLEARFIELD		708.6	1.2	0	0	40.2	0	72.4	822.4
18 CLINTON		6371.4	1741.8	923.9	0.7	841.6	0	1	9880.4
19 COLUMBIA		0	1780.2	0	0	105.7	0	0	1885.9
21 CUMBERLAND		0	0	0	0	0	0	1.4	1.4
22 DAUPHIN		8.8	0	0	0	0	0	3.6	12.4
24 ELK		0	0	0	0	0	0	11.6	11.6
31 HUNTINGDON		2.8	1.1	0	0	16.3	0	0.7	20.9
32 INDIANA		0	0	0	0	0	0	3.4	3.4
33 JEFFERSON		0	0	0	0	0	0	0.6	0.6
34 JUNIATA		2125.6	792.8	0	0	224	0	0	3142.4
40 LUZERNE		5583.5	410	93.3	0	213.6	0	115.4	6415.8
41 LYCOMING		4764.7	1082.8	104.9	0	1014.1	0	4.9	6971.4
42 MCKEAN		0	0	0	0	0	0	1	1
44 MIFFLIN		4868.5	403.5	108.2	0	721.2	0	0.1	6101.5
46 MONTGOMERY		0	0	0	0	0	0	0.4	0.4
47 MONTOUR		11.7	0	0	0	0	0	0	11.7
48 NORTHAMPTON		21.1	0	0	0	97.5	0	0	118.6
49 NORTHUMBERLAND		3327	39.7	586.6	0	20.4	0	0	3973.7
50 PERRY		1810.2	0.4	0	0	98.5	0	0	1909.1
51 PHILADELPHIA		0	0	0	0	40.6	0	0	40.6
54 SCHUYLKILL		0	0	0	0	232.4	0	0	232.4
55 SNYDER		579.7	16.4	0	0	238.9	0	0	835
56 SOMERSET		0	11.9	0	0	0	0	0	11.9
57 SULLIVAN		4.3	0	0	0	104.5	0	0	108.8
59 TIOGA		5.4	69.9	0	0	0	0	0.3	75.6
60 UNION		133.8	129.7	0	0	97.4	0	0.1	361
62 WARREN		0	0	0	0	0	0	0.4	0.4



Commonwealth of Pennsylvania  
 Department of Environmental Protection  
 Bureau of Waste Management  
 Division of Reporting and Fee Collection

-----  
 Landfill Waste Receipts  
 in Tons (2000 lbs.) of Waste

For Year:    Quarter:  
 2017       /       1

65 WESTMORELAND	0	0	0	0	0	0	0	0.6	0.6
67 YORK	0	0	0	0	0	0	0	7.9	7.9
CT CONNECTICUT	0	0	0	0	0	0	0	179	179
MD MARYLAND	0	0	0	0	0	0	0	4.4	4.4
NJ NEW JERSEY	147.6	0	0	0	0	0	0	0	147.6
NY NEW YORK	0	0	4815.9	0	0	0	0	0	4815.9
<b>Waste Totals:</b>	<b>37206</b>	<b>6772.7</b>	<b>7329.4</b>	<b>0.7</b>	<b>4950.7</b>	<b>0</b>	<b>475.1</b>	<b>56734.6</b>	

Disposal Facility: 101615, COMMONWEALTH ENVIRONMENTAL SYSTEMS LANDFILL

County/State that Generated Waste	Waste Type:	Municipal	Residual	Sewage Sludge	Infectious	Construction	Ash Residue	Asbestos	Total
06 BERKS		882.2	853.1	12.7	0	6036	0	0	7784
09 BUCKS		0	311.3	0	0	0	0	0	311.3
13 CARBON		3683.3	0	0	0	222.6	0	0	3905.9
19 COLUMBIA		1.7	0	0	0	0	0	0	1.7
22 DAUPHIN		0	267.4	30.7	0	182.7	0	0	480.8
38 LEBANON		0	307.6	0	0	0	0	0	307.6
39 LEHIGH		5593.4	0	0	0	0	0	0	5593.4
40 LUZERNE		5698.9	1176	343.7	72	88.5	0	0	7379.1
48 NORTHAMPTON		805.2	0	0	0	0	0	0	805.2
49 NORTHUMBERLAND		8494.4	161.8	296	0	61.8	0	0	9014
51 PHILADELPHIA		0	0	0	0	1685.6	0	0	1685.6
54 SCHUYLKILL		30031.2	4130.5	367.8	56.3	1055.5	0	1	35642.3
NJ NEW JERSEY		8836.5	527.8	0	0	21283.5	0	0	30647.8
NY NEW YORK		38621.1	4439.9	3599	0	5511.9	0	0	52171.9
<b>Waste Totals:</b>		<b>102647.9</b>	<b>12175.4</b>	<b>4649.9</b>	<b>128.3</b>	<b>36128.1</b>	<b>0</b>	<b>1</b>	<b>155730.6</b>



Commonwealth of Pennsylvania  
 Department of Environmental Protection  
 Bureau of Waste Management  
 Division of Reporting and Fee Collection

-----  
 Landfill Waste Receipts  
 in Tons (2000 lbs.) of Waste

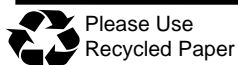
For Year:   Quarter:  
 2017       /     1

Disposal Facility: 101509, CONNESTOGA LANDFILL

County/State that Generated Waste	Waste Type:	Municipal	Residual	Sewage Sludge	Infectious	Construction	Ash Residue	Asbestos	Total
06 BERKS		21252.1	7148.2	113	3835.9	182.5	0	2207.9	34739.6
09 BUCKS		24162.3	348.8	0	0	30.3	0	0	24541.4
15 CHESTER		0	2343.2	0	0	1.5	0	10.4	2355.1
22 DAUPHIN		0	28.2	0	0	0	0	0	28.2
23 DELAWARE		0	3717.4	16.7	22.2	0	0	26.1	3782.4
29 FULTON		0	6.5	0	0	0	0	0	6.5
36 LANCASTER		0	1240	0	0	0	0	0	1240
38 LEBANON		0	18.3	0	0	0	0	0	18.3
39 LEHIGH		4084.7	17	0	0	0	0	0.1	4101.8
40 LUZERNE		0	0	0	0	0	0	2.6	2.6
46 MONTGOMERY		7369.1	23655.9	0	0	523.9	0	61.6	31610.5
48 NORTHAMPTON		0	54.3	0	0	0	0	0	54.3
51 PHILADELPHIA		2934.4	5606.6	0	59.5	2518.7	0	18.8	11138
DE DELAWARE (ST)		0	17.4	0	0	0	0	0	17.4
MD MARYLAND		0	36.3	0	0	0	12.4	0	48.7
NJ NEW JERSEY		55922.6	22130.7	0	0	6901.1	0	44.3	84998.7
NY NEW YORK		4477.1	993.8	0	0	0	0	1.1	5472
<b>Waste Totals:</b>		<b>120202.3</b>	<b>67362.6</b>	<b>129.7</b>	<b>3917.6</b>	<b>10158</b>	<b>12.4</b>	<b>2372.9</b>	<b>204155.5</b>

Disposal Facility: 400593, COVANTA DELAWARE VALLEY

County/State that Generated Waste	Waste Type:	Municipal	Residual	Sewage Sludge	Infectious	Construction	Ash Residue	Asbestos	Total
15 CHESTER		0	3.6	0	0	0	0	0	3.6
23 DELAWARE		79562.7	349.9	0	0	0	0	0	79912.6
39 LEHIGH		0	300.3	0	0	0	0	0	300.3
51 PHILADELPHIA		81982.7	739.6	0	0	0	0	0	82722.3
DE DELAWARE (ST)		43923.2	434	0	0	0	0	0	44357.2
MD MARYLAND		4741.2	20.2	0	0	0	0	0	4761.4
NC NORTH CAROLINA		520.5	487.4	0	0	0	0	0	1007.9
NJ NEW JERSEY		59064.5	682.4	0	0	0	0	0	59746.9
NY NEW YORK		33039.2	22.1	0	0	0	0	0	33061.3
VA VIRGINIA		1381.6	412.7	0	0	0	0	0	1794.3
<b>Waste Totals:</b>		<b>304215.6</b>	<b>3452.2</b>	<b>0</b>	<b>0</b>	<b>0</b>	<b>0</b>	<b>0</b>	<b>307667.8</b>



Please Use  
Recycled Paper

Phone: 717-783-9258  
 Printed: 8/7/2017

Also visit our Internet WWW Site at: <http://www.dep.state.pa.us>

DISCLAIMER: While care has been taken in the preparation of this report, there is no warranty or guarantee as to the data, calculation or content accuracy. The Commonwealth reserves the right to update or change any data or presentation format without notice or liability.

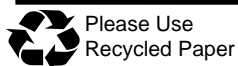
Commonwealth of Pennsylvania  
 Department of Environmental Protection  
 Bureau of Waste Management  
 Division of Reporting and Fee Collection

-----  
 Landfill Waste Receipts  
 in Tons (2000 lbs.) of Waste

For Year:   Quarter:  
 2017     /     1

Disposal Facility: 400558, COVANTA PLYMOUTH RENEWABLE ENERGY

County/State that Generated Waste	Waste Type:	Municipal	Residual	Sewage Sludge	Infectious	Construction	Ash Residue	Asbestos	Total
06 BERKS		87.2	71.1	0	0	0	0	0	158.3
09 BUCKS		8857.9	600.1	0	0	0	0	0	9458
15 CHESTER		179.1	133.3	0	0	0	0	0	312.4
23 DELAWARE		1536.1	0	0	0	0	0	0	1536.1
39 LEHIGH		1579.3	705.8	0	0	0	0	0	2285.1
46 MONTGOMERY		67422.8	2211.2	0	0	0	0	0	69634
48 NORTHAMPTON		0	193	0	0	0	0	0	193
51 PHILADELPHIA		9212.8	8.8	0	0	0	0	0	9221.6
NJ NEW JERSEY		740.4	0	0	0	0	0	0	740.4
<b>Waste Totals:</b>		<b>89615.6</b>	<b>3923.3</b>	<b>0</b>	<b>0</b>	<b>0</b>	<b>0</b>	<b>0</b>	<b>93538.9</b>



Please Use  
Recycled Paper

Phone: 717-783-9258  
 Printed: 8/7/2017

Also visit our Internet WWW Site at: <http://www.dep.state.pa.us>

DISCLAIMER: While care has been taken in the preparation of this report, there is no warranty or guarantee as to the data, calculation or content accuracy. The Commonwealth reserves the right to update or change any data or presentation format without notice or liability.

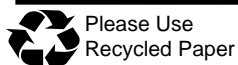
Commonwealth of Pennsylvania  
 Department of Environmental Protection  
 Bureau of Waste Management  
 Division of Reporting and Fee Collection

-----  
 Landfill Waste Receipts  
 in Tons (2000 lbs.) of Waste

For Year:   Quarter:  
 2017       /     1

Disposal Facility: 100945, CUMBERLAND COUNTY LANDFILL

County/State that Generated Waste	Waste Type:	Municipal	Residual	Sewage Sludge	Infectious	Construction	Ash Residue	Asbestos	Total
01 ADAMS		1605.3	253.5	0	0	6.1	0	0	1864.9
05 BEDFORD		6732.8	226.4	0	0	0	0	2.5	6961.7
06 BERKS		305.5	0	0	0	84.6	0	0	390.1
09 BUCKS		0	14.2	37.3	0	0	0	0	51.5
21 CUMBERLAND		6377.1	4500.8	644.4	0	9728.2	0	89.2	21339.7
22 DAUPHIN		0	2221.7	159.2	0	32.1	0	36.5	2449.5
28 FRANKLIN		919.4	497.7	5	0	12.2	0	22.1	1456.4
31 HUNTINGDON		6405.1	254.5	0	0	0	0	19.8	6679.4
34 JUNIATA		0	219.4	0	0	104.2	0	12.2	335.8
36 LANCASTER		0	0	113.2	0	0	0	0	113.2
38 LEBANON		0	2078.2	0	0	0	0	0	2078.2
39 LEHIGH		1062.1	0	0	0	0	0	0	1062.1
46 MONTGOMERY		0	28.4	232.4	0	0	0	0	260.8
48 NORTHAMPTON		235	0	0	0	0	0	0	235
50 PERRY		346.1	14	173.1	0	438.5	0	0	971.7
51 PHILADELPHIA		0	290.9	0	0	0	0	0	290.9
54 SCHUYLKILL		0	137.9	0	0	0	0	0	137.9
67 YORK		0	2139.8	245.6	0	42.7	0	0	2428.1
CT CONNECTICUT		0	85.5	0	0	0	0	0	85.5
DE DELAWARE (ST)		0	367.2	10.8	0	0	0	0	378
MD MARYLAND		24130.1	1712.3	3167.1	0	0	0	384.9	29394.4
NJ NEW JERSEY		45646.5	1441.4	0	0	24.2	0	177.5	47289.6
NY NEW YORK		0	55.1	20087.1	0	0	0	155.7	20297.9
<b>Waste Totals:</b>		<b>93765</b>	<b>16538.9</b>	<b>24875.2</b>	<b>0</b>	<b>10472.8</b>	<b>0</b>	<b>900.4</b>	<b>146552.3</b>



Please Use  
Recycled Paper

Phone: 717-783-9258  
 Printed: 8/7/2017

Also visit our Internet WWW Site at: <http://www.dep.state.pa.us>

DISCLAIMER: While care has been taken in the preparation of this report, there is no warranty or guarantee as to the data, calculation or content accuracy. The Commonwealth reserves the right to update or change any data or presentation format without notice or liability.

Commonwealth of Pennsylvania  
 Department of Environmental Protection  
 Bureau of Waste Management  
 Division of Reporting and Fee Collection

-----  
 Landfill Waste Receipts  
 in Tons (2000 lbs.) of Waste

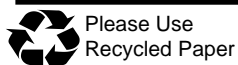
For Year:   Quarter:  
 2017       /     1

Disposal Facility: 100345, DELAWARE COUNTY SWA ROLLING HILLS LANDFILL

County/State that Generated Waste	Waste Type:	Municipal	Residual	Sewage Sludge	Infectious	Construction	Ash Residue	Asbestos	Total
06 BERKS		12678.2	8336.8	64.3	0	1258.1	0	1.8	22339.2
09 BUCKS		0	0	0	0	11257.2	0	0	11257.2
15 CHESTER		0	0	0	0	76.6	0	0	76.6
23 DELAWARE		4626.7	0	0	0	0	97673	0	102299.7
46 MONTGOMERY		2998.1	520.2	0	0	7244.1	9256.8	0	20019.2
51 PHILADELPHIA		0	0	0	0	5813.7	0	0	5813.7
NJ NEW JERSEY		0	18566.5	0	0	452.2	0	0	19018.7
NY NEW YORK		0	4536.8	0	0	0	0	0	4536.8
<b>Waste Totals:</b>		<b>20303</b>	<b>31960.3</b>	<b>64.3</b>	<b>0</b>	<b>26101.9</b>	<b>106929.8</b>	<b>1.8</b>	<b>185361.1</b>

Disposal Facility: 100434, EVERGREEN LANDFILL

County/State that Generated Waste	Waste Type:	Municipal	Residual	Sewage Sludge	Infectious	Construction	Ash Residue	Asbestos	Total
03 ARMSTRONG		2894.8	136.6	0	0	99.9	0	0	3131.3
11 CAMBRIA		1.4	4	0	0	1.6	0	0	7
17 CLEARFIELD		19.2	0	0	0	1.8	0	0	21
32 INDIANA		8203.7	1107.4	658.8	0	1510.7	0	0	11480.6
33 JEFFERSON		600.5	0	224.6	0	18.8	0	0	843.9
65 WESTMORELAND		3338.9	873.5	454.5	0	184.2	0	0	4851.1
<b>Waste Totals:</b>		<b>15058.5</b>	<b>2121.5</b>	<b>1337.9</b>	<b>0</b>	<b>1817</b>	<b>0</b>	<b>0</b>	<b>20334.9</b>



Please Use  
Recycled Paper

Phone: 717-783-9258  
 Printed: 8/7/2017

Also visit our Internet WWW Site at: <http://www.dep.state.pa.us>

DISCLAIMER: While care has been taken in the preparation of this report, there is no warranty or guarantee as to the data, calculation or content accuracy. The Commonwealth reserves the right to update or change any data or presentation format without notice or liability.

Commonwealth of Pennsylvania  
 Department of Environmental Protection  
 Bureau of Waste Management  
 Division of Reporting and Fee Collection

-----  
 Landfill Waste Receipts  
 in Tons (2000 lbs.) of Waste

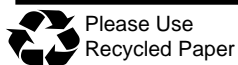
For Year:    Quarter:  
 2017       /       1

Disposal Facility: 101699, FAIRLESS LANDFILL

County/State that Generated Waste	Waste Type:	Municipal	Residual	Sewage Sludge	Infectious	Contruccion	Ash Residue	Asbestos	Total
06 BERKS		39.9	57.3	0	0	0	0	0	97.2
09 BUCKS		9696.4	21463.7	2858.2	148.8	1691.2	32945.5	35.3	68839.1
13 CARBON		13.4	0	0	0	0	0	0	13.4
15 CHESTER		0	49.4	0	0	0	0	12.3	61.7
19 COLUMBIA		0	0	0	0	0	0	2.6	2.6
21 CUMBERLAND		4.8	0	0	0	0	0	0	4.8
22 DAUPHIN		0	0	0	0	55.3	0	0	55.3
23 DELAWARE		6865.9	29.3	182.2	0	2.5	0	1	7080.9
39 LEHIGH		1024.4	0	460	0	0	0	0	1484.4
40 LUZERNE		1	0	0	0	0	0	0	1
46 MONTGOMERY		1616.4	2892.3	759.4	69	20.3	25.9	9	5392.3
48 NORTHAMPTON		2.2	0	0	0	0	0	13.1	15.3
51 PHILADELPHIA		106846	1571.5	2091.6	679.9	474.5	0	42.1	111705.6
CT CONNECTICUT		0	340.9	0	0	0	0	0	340.9
DC DISRICT OF COLUMBIA		0	0	0	0	25.6	0	0	25.6
DE DELAWARE (ST)		0	3585.9	0	0	131.6	0	13.5	3731
MA MASSACHUSETTS		116.8	311.7	0	0	0	0	0	428.5
NH NEW HAMPSHIRE		0	0	0	0	17	0	0	17
NJ NEW JERSEY		162124.9	27625	5606.5	0	96695.1	8847.8	654	301553.3
NY NEW YORK		160450.7	6589.5	0	54.5	13523.6	0	1233.8	181852.1
TN TENNESSEE		0	0	0	0	0	0	1.8	1.8
<b>Waste Totals:</b>		<b>448802.8</b>	<b>64516.5</b>	<b>11957.9</b>	<b>952.2</b>	<b>112636.7</b>	<b>41819.2</b>	<b>2018.5</b>	<b>682703.8</b>

Disposal Facility: 101680, G.R.O.W.S. NORTH

County/State that Generated Waste	Waste Type:	Municipal	Residual	Sewage Sludge	Infectious	Contruccion	Ash Residue	Asbestos	Total
09 BUCKS		249.2	275.2	0	0	0	0	0	524.4
23 DELAWARE		376.6	0	0	0	0	0	0	376.6
46 MONTGOMERY		47.8	0	0	0	0	0	0	47.8
51 PHILADELPHIA		3194.3	0	0	0	0	0	0	3194.3
MA MASSACHUSETTS		0	22.5	0	0	0	0	0	22.5
NJ NEW JERSEY		3618.5	45.8	0	0	1291.6	0	0	4955.9
NY NEW YORK		3836.7	0	0	0	118.7	0	0	3955.4
<b>Waste Totals:</b>		<b>11323.1</b>	<b>343.5</b>	<b>0</b>	<b>0</b>	<b>1410.3</b>	<b>0</b>	<b>0</b>	<b>13076.9</b>



Commonwealth of Pennsylvania  
 Department of Environmental Protection  
 Bureau of Waste Management  
 Division of Reporting and Fee Collection

-----  
 Landfill Waste Receipts  
 in Tons (2000 lbs.) of Waste

For Year:   Quarter:  
 2017     /     1

Disposal Facility: 100265, GRAND CENTRAL SANITARY LANDFILL INC

County/State that Generated Waste	Waste Type:	Municipal	Residual	Sewage Sludge	Infectious	Construction	Ash Residue	Asbestos	Total
06 BERKS		853.8	0	0	0	3	0	0	856.8
09 BUCKS		2766.3	14	0	38.7	19.1	0	0	2838.1
13 CARBON		1862.4	0	152.8	0	343.4	0	0	2358.6
35 LACKAWANNA		14	0	0	0	0	0	0	14
39 LEHIGH		23415.3	639.6	2532.8	208.5	305	0	1.6	27102.8
40 LUZERNE		9.9	0	0	0	13.9	0	0	23.8
45 MONROE		16876.4	646.8	387.1	1743.5	3293.9	0	0	22947.7
46 MONTGOMERY		1847.3	0	4.7	169.5	171.3	0	0	2192.8
48 NORTHAMPTON		21915.7	2838.3	1190	0	1847.8	0	0	27791.8
52 PIKE		293	0	0	0	34.8	0	0	327.8
64 WAYNE		11.6	0	0	0	0	0	0	11.6
MA MASSACHUSETTS		0	138.8	0	0	0	0	0	138.8
NJ NEW JERSEY		30022.1	401.8	187.8	5.5	2523.5	18885.3	249.2	52275.2
NY NEW YORK		8281.7	12.4	0	116.6	221.1	0	56.8	8688.6
<b>Waste Totals:</b>		<b>108169.5</b>	<b>4691.7</b>	<b>4455.2</b>	<b>2282.3</b>	<b>8776.8</b>	<b>18885.3</b>	<b>307.6</b>	<b>147568.4</b>

Disposal Facility: 101544, GREATER LEBANON REFUSE AUTHORITY LANDFILL

County/State that Generated Waste	Waste Type:	Municipal	Residual	Sewage Sludge	Infectious	Construction	Ash Residue	Asbestos	Total
38 LEBANON		18893.8	6478.7	586.6	0	4671.6	0	0	30630.7
<b>Waste Totals:</b>		<b>18893.8</b>	<b>6478.7</b>	<b>586.6</b>	<b>0</b>	<b>4671.6</b>	<b>0</b>	<b>0</b>	<b>30630.7</b>

Commonwealth of Pennsylvania  
 Department of Environmental Protection  
 Bureau of Waste Management  
 Division of Reporting and Fee Collection

-----  
 Landfill Waste Receipts  
 in Tons (2000 lbs.) of Waste

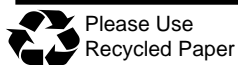
For Year:   Quarter:  
 2017       /     1

Disposal Facility: 100281, GREENRIDGE RECLAMATION LANDFILL

County/State that Generated Waste	Waste Type:	Municipal	Residual	Sewage Sludge	Infectious	Construction	Ash Residue	Asbestos	Total
02 ALLEGHENY		17408	2211.3	1468.4	0	428.1	0	16.6	21532.4
03 ARMSTRONG		0	48.4	0	0	5.1	0	0	53.5
10 BUTLER		0	0	110.5	0	8.7	0	0	119.2
26 FAYETTE		661.8	122.9	85.4	0	376.3	0	0	1246.4
32 INDIANA		0	0	0	0	0	0	2.5	2.5
56 SOMERSET		486.5	11	0	0	36.2	0	0	533.7
63 WASHINGTON		559.2	173.5	558.5	0	208.5	0	0	1499.7
65 WESTMORELAND		13625.5	7388.2	6639.3	0	3015.3	0	0.9	30669.2
WV WEST VIRGINIA		14.1	4859.6	0	635.6	0	0	0.3	5509.6
<b>Waste Totals:</b>		<b>32755.1</b>	<b>14814.9</b>	<b>8862.1</b>	<b>635.6</b>	<b>4078.2</b>	<b>0</b>	<b>20.3</b>	<b>61166.2</b>

Disposal Facility: 100934, IESI PA BLUE RIDGE LANDFILL CORP

County/State that Generated Waste	Waste Type:	Municipal	Residual	Sewage Sludge	Infectious	Construction	Ash Residue	Asbestos	Total
01 ADAMS		5308.9	606.6	0	0	1193.7	0	0	7109.2
13 CARBON		0	181.9	0	0	0	0	0	181.9
21 CUMBERLAND		3077.5	197.3	287.5	0	866.6	0	9.8	4438.7
22 DAUPHIN		0	0	0	0	14.8	0	0	14.8
28 FRANKLIN		17232.9	4475.5	2881.5	0	2835.6	0	0	27425.5
29 FULTON		25.3	0	0	0	8.9	0	0	34.2
50 PERRY		16.9	0	0	0	0	0	0	16.9
67 YORK		0	13.6	0	0	157	0	0	170.6
DC DISRICT OF COLUMBIA		16051.4	31.8	0	0	0	0	0	16083.2
DE DELAWARE (ST)		0	915.2	0	0	0	0	0	915.2
MD MARYLAND		70066.2	5253.9	32.9	0	749.3	0	0	76102.3
NY NEW YORK		21221.4	23.9	23.9	0	39.2	0	0	21308.4
WV WEST VIRGINIA		2858.1	0	0	0	0	0	0	2858.1
<b>Waste Totals:</b>		<b>135858.6</b>	<b>11699.7</b>	<b>3225.8</b>	<b>0</b>	<b>5865.1</b>	<b>0</b>	<b>9.8</b>	<b>156659</b>



Commonwealth of Pennsylvania  
 Department of Environmental Protection  
 Bureau of Waste Management  
 Division of Reporting and Fee Collection

-----  
 Landfill Waste Receipts  
 in Tons (2000 lbs.) of Waste

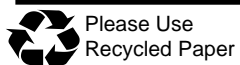
For Year:   Quarter:  
 2017       /     1

Disposal Facility: 100620, IMPERIAL LANDFILL

County/State that Generated Waste	Waste Type:	Municipal	Residual	Sewage Sludge	Infectious	Construction	Ash Residue	Asbestos	Total
02 ALLEGHENY		69769.5	6875.5	6366	0	3581	2307.3	1293	90192.3
04 BEAVER		2862.6	1145.8	1605.7	0	104.2	0	6.5	5724.8
10 BUTLER		1092.3	46.1	134.6	0	7.1	0	7.6	1287.7
20 CRAWFORD		11.3	0	0	0	0	0	0	11.3
26 FAYETTE		0	175	31.2	0	0	0	0	206.2
30 GREENE		0	1376.3	530.6	0	0	0	0	1906.9
37 LAWRENCE		0	6.6	2.8	0	0	0	0	9.4
62 WARREN		0	0	0	0	0	0	41.3	41.3
63 WASHINGTON		4323.3	8527.8	1029.5	0	943.1	0	27.4	14851.1
65 WESTMORELAND		10.5	358.9	0	0	0	0	7.1	376.5
CT CONNECTICUT		0	19.8	0	0	0	0	14	33.8
DC DISRICT OF COLUMBIA		13	0	0	0	0	0	0	13
MA MASSACHUSETTS		0	0	0	0	0	0	10.2	10.2
NY NEW YORK		0	306.9	0	0	0	0	0	306.9
OH OHIO		0	7271.1	47.3	0	0	0	0	7318.4
WV WEST VIRGINIA		2752.1	78.2	86	0	0	0	74.5	2990.8
<b>Waste Totals:</b>		<b>80834.6</b>	<b>26188</b>	<b>9833.7</b>	<b>0</b>	<b>4635.4</b>	<b>2307.3</b>	<b>1481.6</b>	<b>125280.6</b>

Disposal Facility: 101439, JOSEPH J BRUNNER INC LANDFILL

County/State that Generated Waste	Waste Type:	Municipal	Residual	Sewage Sludge	Infectious	Construction	Ash Residue	Asbestos	Total
02 ALLEGHENY		4349.3	0	262.7	0	0	0	0	4612
04 BEAVER		5428.6	1702.9	2777.1	0	0	0	0	9908.6
10 BUTLER		967.5	9.8	863.2	0	0	0	0	1840.5
37 LAWRENCE		10.4	0	18	0	0	0	0	28.4
<b>Waste Totals:</b>		<b>10755.8</b>	<b>1712.7</b>	<b>3921</b>	<b>0</b>	<b>0</b>	<b>0</b>	<b>0</b>	<b>16389.5</b>



Please Use  
Recycled Paper

Phone: 717-783-9258  
 Printed: 8/7/2017

Also visit our Internet WWW Site at: <http://www.dep.state.pa.us>

DISCLAIMER: While care has been taken in the preparation of this report, there is no warranty or guarantee as to the data, calculation or content accuracy. The Commonwealth reserves the right to update or change any data or presentation format without notice or liability.



Commonwealth of Pennsylvania  
 Department of Environmental Protection  
 Bureau of Waste Management  
 Division of Reporting and Fee Collection

-----  
 Landfill Waste Receipts  
 in Tons (2000 lbs.) of Waste

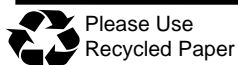
For Year:   Quarter:  
 2017     /     1

Disposal Facility: 100663, KELLY RUN SANITATION INC LANDFILL

County/State that Generated Waste	Waste Type:	Municipal	Residual	Sewage Sludge	Infectious	Construction	Ash Residue	Asbestos	Total
02 ALLEGHENY		11158.1	7413	15.6	0	1857.8	0	0	20444.5
10 BUTLER		0	15.4	0	0	0	0	0	15.4
26 FAYETTE		851.5	92.2	172.6	0	81.3	0	0	1197.6
30 GREENE		89.4	2423.4	0	0	0	0	0	2512.8
63 WASHINGTON		1311.4	6807.6	17.2	0	86.6	0	0	8222.8
65 WESTMORELAND		1574.7	5.7	0	0	132.1	0	0	1712.5
WV WEST VIRGINIA		0	32.5	0	0	0	0	0	32.5
<b>Waste Totals:</b>		<b>14985.1</b>	<b>16789.8</b>	<b>205.4</b>	<b>0</b>	<b>2157.8</b>	<b>0</b>	<b>0</b>	<b>34138.1</b>

Disposal Facility: 101247, KEYSTONE SANITARY LANDFILL

County/State that Generated Waste	Waste Type:	Municipal	Residual	Sewage Sludge	Infectious	Construction	Ash Residue	Asbestos	Total
08 BRADFORD		10.7	42.2	0	0	0	0	0	52.9
13 CARBON		6.8	0	0	0	0	0	0	6.8
35 LACKAWANNA		39679.5	2133.9	5062.6	0	2065.7	0	0.4	48942.1
39 LEHIGH		46.7	0	0	0	0	0	0	46.7
40 LUZERNE		12995.9	2286.7	1764.9	0	2454.4	0	204.9	19706.8
45 MONROE		2119.8	151.8	633.1	0	0	0	0	2904.7
46 MONTGOMERY		44.4	0	0	0	0	0	0	44.4
48 NORTHAMPTON		0	0	258.5	0	0	0	0	258.5
52 PIKE		4154.7	49.3	131.4	0	119.8	0	0	4455.2
53 POTTER		10.8	0	0	0	0	0	0	10.8
54 SCHUYLKILL		79.3	3.6	0	0	0	0	0	82.9
58 SUSQUEHANNA		2817.5	33625.1	0	0	577.7	0	0	37020.3
64 WAYNE		114.3	7.1	378.6	0	8.4	0	0	508.4
66 WYOMING		896.8	1879.2	79.9	0	310.7	0	0	3166.6
CT CONNECTICUT		830.6	0	0	0	0	0	0	830.6
NJ NEW JERSEY		89426.1	232.9	0	0	1588.7	0	0	91247.7
NY NEW YORK		159752.1	2038.3	0	0	0	0	0	161790.4
<b>Waste Totals:</b>		<b>312986</b>	<b>42450.1</b>	<b>8309</b>	<b>0</b>	<b>7125.4</b>	<b>0</b>	<b>205.3</b>	<b>371075.8</b>



Please Use  
Recycled Paper

Phone: 717-783-9258  
 Printed: 8/7/2017

Also visit our Internet WWW Site at: <http://www.dep.state.pa.us>

DISCLAIMER: While care has been taken in the preparation of this report, there is no warranty or guarantee as to the data, calculation or content accuracy. The Commonwealth reserves the right to update or change any data or presentation format without notice or liability.

Commonwealth of Pennsylvania  
 Department of Environmental Protection  
 Bureau of Waste Management  
 Division of Reporting and Fee Collection

-----  
 Landfill Waste Receipts  
 in Tons (2000 lbs.) of Waste

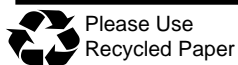
For Year:   Quarter:  
 2017     /     1

Disposal Facility: 100329, LAKE VIEW LANDFILL

County/State that Generated Waste	Waste Type:	Municipal	Residual	Sewage Sludge	Infectious	Construction	Ash Residue	Asbestos	Total
20 CRAWFORD		2083.7	1197.4	79.3	0	218.7	0	7.6	3586.7
25 ERIE		36862.9	9974	3200.6	0	6269.8	1011.8	12.7	57331.8
43 MERCER		4832	17.5	0	0	3.1	0	0	4852.6
61 VENANGO		0	123.4	0	0	0	0	0	123.4
62 WARREN		4.2	13.1	0	0	4.7	0	0.6	22.6
OH OHIO		3.5	0	0	0	0	0	0	3.5
<b>Waste Totals:</b>		<b>43786.3</b>	<b>11325.4</b>	<b>3279.9</b>	<b>0</b>	<b>6496.3</b>	<b>1011.8</b>	<b>20.9</b>	<b>65920.6</b>

Disposal Facility: 101534, LAUREL HIGHLANDS LANDFILL INC

County/State that Generated Waste	Waste Type:	Municipal	Residual	Sewage Sludge	Infectious	Construction	Ash Residue	Asbestos	Total
05 BEDFORD		19.9	2	0	0	0	0	0	21.9
07 BLAIR		5159.5	7758.8	2614.3	0	893.4	0	0	16426
11 CAMBRIA		7960	2347.9	1135.6	0	638.2	0	0	12081.7
17 CLEARFIELD		208.8	652.2	46.6	0	12.3	0	0	919.9
30 GREENE		9.3	0	0	0	0	0	0	9.3
31 HUNTINGDON		0	228.5	0	0	0	0	0	228.5
32 INDIANA		269.4	0	0	0	41.6	0	0	311
33 JEFFERSON		5.1	0	0	0	12.5	0	0	17.6
56 SOMERSET		35.6	0	0	0	0	0	0	35.6
65 WESTMORELAND		76.9	108.8	0	0	1	0	0	186.7
MD MARYLAND		0	20.4	0	0	0	0	0	20.4
<b>Waste Totals:</b>		<b>13744.5</b>	<b>11118.6</b>	<b>3796.5</b>	<b>0</b>	<b>1599</b>	<b>0</b>	<b>0</b>	<b>30258.6</b>



Please Use  
Recycled Paper

Phone: 717-783-9258  
 Printed: 8/7/2017

Also visit our Internet WWW Site at: <http://www.dep.state.pa.us>

DISCLAIMER: While care has been taken in the preparation of this report, there is no warranty or guarantee as to the data, calculation or content accuracy. The Commonwealth reserves the right to update or change any data or presentation format without notice or liability.

Commonwealth of Pennsylvania  
 Department of Environmental Protection  
 Bureau of Waste Management  
 Division of Reporting and Fee Collection

-----  
 Landfill Waste Receipts  
 in Tons (2000 lbs.) of Waste

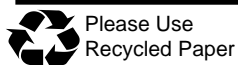
For Year:   Quarter:  
 2017       /     1

Disposal Facility: 100758, LCSWMA - Susq. Resource Mgmt Complex

County/State that Generated Waste	Waste Type:	Municipal	Residual	Sewage Sludge	Infectious	Construction	Ash Residue	Asbestos	Total
02 ALLEGHENY		0.3	155.7	0	0	0	0	0	156
06 BERKS		4959.1	52.6	0	0	0	0	0	5011.7
10 BUTLER		1119.3	19.4	0	0	0	0	0	1138.7
18 CLINTON		0	170.6	0	0	0	0	0	170.6
19 COLUMBIA		57.4	23.5	0	0	0	0	0	80.9
21 CUMBERLAND		6429.4	88.3	0	0	1304	0	0	7821.7
22 DAUPHIN		40939.5	1555.9	0	0	3455.2	0	0	45950.6
26 FAYETTE		0	14.8	0	0	0	0	0	14.8
28 FRANKLIN		24.8	171.4	0	0	0	0	0	196.2
36 LANCASTER		640.2	0	0	0	0	0	0	640.2
40 LUZERNE		0	172.2	0	0	0	0	0	172.2
41 LYCOMING		0	17.3	0	0	0	0	0	17.3
49 NORTHUMBERLAND		32.5	0	0	0	0	0	0	32.5
50 PERRY		487.7	59.5	0	0	5.1	0	0	552.3
51 PHILADELPHIA		401.8	0	0	0	0	0	0	401.8
54 SCHUYLKILL		107.2	42.6	0	0	0	0	0	149.8
65 WESTMORELAND		0	15.8	0	0	0	0	0	15.8
67 YORK		0	0	0	0	72.2	0	0	72.2
MD MARYLAND		0	30.9	0	0	0	0	0	30.9
NJ NEW JERSEY		12647.1	0	0	0	0	0	0	12647.1
<b>Waste Totals:</b>		<b>67846.3</b>	<b>2590.5</b>	<b>0</b>	<b>0</b>	<b>4836.5</b>	<b>0</b>	<b>0</b>	<b>75273.3</b>

Disposal Facility: 101389, LCSWMA FREY FARM LANDFILL

County/State that Generated Waste	Waste Type:	Municipal	Residual	Sewage Sludge	Infectious	Construction	Ash Residue	Asbestos	Total
21 CUMBERLAND		0	7.2	0	0	0	0	0	7.2
22 DAUPHIN		0	11.1	0	0	3422.4	20405.8	0	23839.3
36 LANCASTER		3868.6	20165.9	5803.2	153.6	20519.3	24047.9	0	74558.5
38 LEBANON		0	282.9	0	0	0	0	0	282.9
67 YORK		0	1575.8	0	0	20.6	0	0	1596.4
DE DELAWARE (ST)		0	28.7	0	0	0	0	0	28.7
<b>Waste Totals:</b>		<b>3868.6</b>	<b>22071.6</b>	<b>5803.2</b>	<b>153.6</b>	<b>23962.3</b>	<b>44453.7</b>	<b>0</b>	<b>100313</b>



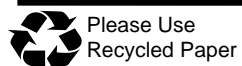
Commonwealth of Pennsylvania  
 Department of Environmental Protection  
 Bureau of Waste Management  
 Division of Reporting and Fee Collection

-----  
 Landfill Waste Receipts  
 in Tons (2000 lbs.) of Waste

For Year:   Quarter:  
 2017       /     1

Disposal Facility: 400592, LCSWMA RESOURCE RECOVERY FACILITY

County/State that Generated Waste	Waste Type:	Municipal	Residual	Sewage Sludge	Infectious	Construction	Ash Residue	Asbestos	Total
06 BERKS		2312.8	156.3	0	0	0	0	0	2469.1
07 BLAIR		0	11.1	0	0	0	0	0	11.1
09 BUCKS		0	466.7	0	0	0	0	0	466.7
11 CAMBRIA		0	6	0	0	0	0	0	6
13 CARBON		0	41.1	0	0	0	0	0	41.1
15 CHESTER		0	50.2	0	0	0	0	0	50.2
19 COLUMBIA		136	76.4	0	0	0	0	0	212.4
21 CUMBERLAND		13.3	38.3	0	0	0	0	0	51.6
22 DAUPHIN		20.8	654.5	0	0	0	0	0	675.3
36 LANCASTER		71204.6	10707.8	1683.1	0	62	0	0	83657.5
38 LEBANON		0	389.6	0	0	0	0	0	389.6
39 LEHIGH		416.1	659.6	0	0	0	0	0	1075.7
40 LUZERNE		0	0.6	0	0	0	0	0	0.6
45 MONROE		0	57.9	0	0	0	0	0	57.9
46 MONTGOMERY		0	299.5	0	0	0	0	0	299.5
47 MONTOUR		0	7.1	0	0	0	0	0	7.1
48 NORTHAMPTON		0	60	0	0	0	0	0	60
49 NORTHUMBERLAND		0	75.6	0	0	0	0	0	75.6
51 PHILADELPHIA		1050	10	0	0	0	0	0	1060
54 SCHUYLKILL		0	7.9	0	0	0	0	0	7.9
66 WYOMING		0	1959	0	0	0	0	0	1959
67 YORK		0	36.2	0	0	0	0	0	36.2
CN CANADA		0	10.5	0	0	0	0	0	10.5
DE DELAWARE (ST)		0	172	0	0	0	0	0	172
FL FLORIDA		0	10.5	0	0	0	0	0	10.5
IL ILLINOIS		0	81.9	0	0	0	0	0	81.9
LA LOUISIANA		0	4.7	0	0	0	0	0	4.7
MD MARYLAND		0	13.6	0	0	0	0	0	13.6
NC NORTH CAROLINA		0	791.3	0	0	0	0	0	791.3
NJ NEW JERSEY		1758.8	216.3	0	0	0	0	0	1975.1
NY NEW YORK		553	37.1	0	0	0	0	0	590.1
OH OHIO		0	0.2	0	0	0	0	0	0.2
TX TEXAS		0.9	0	0	0	0	0	0	0.9
WI WISCONSIN		0	3.7	0	0	0	0	0	3.7



Commonwealth of Pennsylvania  
 Department of Environmental Protection  
 Bureau of Waste Management  
 Division of Reporting and Fee Collection

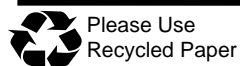
-----  
 Landfill Waste Receipts  
 in Tons (2000 lbs.) of Waste

For Year:    Quarter:  
 2017       /       1

Waste Totals:    77466.3       17113.2       1683.1       0       62       0       0       96324.6

Disposal Facility: 100963, LYCOMING COUNTY RESOURCE MANAGEMENT SERVICES LANDFILL

County/State that Generated Waste	Waste Type:	Municipal	Residual	Sewage Sludge	Infectious	Construction	Ash Residue	Asbestos	Total
13 CARBON		0	15.7	0	0	0	0	0	15.7
14 CENTRE		0	8.4	0	0	0	0	0	8.4
17 CLEARFIELD		0	27.9	0	0	0	0	0	27.9
18 CLINTON		3.4	75.6	0	0	20.8	0	0	99.8
19 COLUMBIA		9771.6	3316.5	1984.2	0	1637.1	0	0.1	16709.5
21 CUMBERLAND		0	0.2	0	0	0	0	0	0.2
22 DAUPHIN		3.8	2	0	0	0	0	0	5.8
34 JUNIATA		3	0	0	0	0	0	0	3
38 LEBANON		0	0.2	0	0	0	0	0	0.2
40 LUZERNE		0	17.7	0	0	0	0	1.7	19.4
41 LYCOMING		12462.5	2647.4	1771.2	0	456.8	0	2.3	17340.2
44 MIFFLIN		0	0	0	0	2.3	0	0	2.3
46 MONTGOMERY		0	0	0	0	0	0	3.7	3.7
47 MONTOUR		2053.8	460.5	0	122.2	340	0	0	2976.5
49 NORTHUMBERLAND		4506.2	3012.5	530.6	0	857.3	0	3.6	8910.2
50 PERRY		2.2	0	0	0	0	0	0	2.2
54 SCHUYLKILL		0	0	0	0	0	0	42.3	42.3
55 SNYDER		2831.7	923.5	0	0	195	14.4	0	3964.6
57 SULLIVAN		13.4	0	0	0	0	0	0	13.4
58 SUSQUEHANNA		0	40.7	0	0	0	0	0	40.7
59 TIOGA		5	30.5	0	0	0	0	0	35.5
60 UNION		4902.9	2048.1	1042.6	0	304	9.9	1.7	8309.2
NJ NEW JERSEY		0	860.9	0	0	0	0	30	890.9
<b>Waste Totals:</b>		<b>36559.5</b>	<b>13488.3</b>	<b>5328.6</b>	<b>122.2</b>	<b>3813.3</b>	<b>24.3</b>	<b>85.4</b>	<b>59421.6</b>



Please Use  
Recycled Paper

Phone: 717-783-9258  
 Printed: 8/7/2017

Also visit our Internet WWW Site at: <http://www.dep.state.pa.us>

DISCLAIMER: While care has been taken in the preparation of this report, there is no warranty or guarantee as to the data, calculation or content accuracy. The Commonwealth reserves the right to update or change any data or presentation format without notice or liability.

Commonwealth of Pennsylvania  
 Department of Environmental Protection  
 Bureau of Waste Management  
 Division of Reporting and Fee Collection

-----  
 Landfill Waste Receipts  
 in Tons (2000 lbs.) of Waste

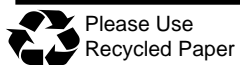
For Year:    Quarter:  
 2017       /       1

Disposal Facility: 100113, MODERN LANDFILL

County/State that Generated Waste	Waste Type:	Municipal	Residual	Sewage Sludge	Infectious	Construction	Ash Residue	Asbestos	Total
01 ADAMS		374.9	472.6	155.7	0	250.5	0	0	1253.7
06 BERKS		0	233.7	0	0	0	0	0	233.7
09 BUCKS		0	17.3	0	0	0	0	0	17.3
13 CARBON		0	158.3	0	0	0	0	0	158.3
15 CHESTER		0	3.1	0	0	0	0	0	3.1
21 CUMBERLAND		8893.4	583.7	151.9	0	2017.9	0	56.9	11703.8
22 DAUPHIN		0	1953.3	60.4	337.2	1103.4	0	131.6	3585.9
23 DELAWARE		0	89.7	0	0	0	0	0	89.7
28 FRANKLIN		0	25.9	0	0	0	0	0	25.9
36 LANCASTER		0	15945.9	0	0	0	0	0	15945.9
38 LEBANON		0	2324.8	0.2	0	0	0	17	2342
39 LEHIGH		0	42.4	0	0	0	0	315.1	357.5
46 MONTGOMERY		15960.3	0	0	0	9151.3	0	7.2	25118.8
51 PHILADELPHIA		39834.8	95.6	0	0	21.9	0	0	39952.3
54 SCHUYLKILL		0	10.2	0	0	0	0	0	10.2
67 YORK		218.9	54711.6	1009.8	0	4685	38399.3	79.5	99104.1
CT CONNECTICUT		0	1455.1	0	0	0	0	6.7	1461.8
DC DISRICT OF COLUMBIA		0	0	0	0	0	0	5.2	5.2
DE DELAWARE (ST)		0	321.5	0	0	0	0	66.2	387.7
MD MARYLAND		439.6	31433.2	323.3	5108	20.3	0	600.3	37924.7
NJ NEW JERSEY		1203.8	21.8	0	0	0	0	0	1225.6
VA VIRGINIA		0	39.3	0	0	0	0	4.1	43.4
WV WEST VIRGINIA		0	12.4	0	0	0	0	0	12.4
<b>Waste Totals:</b>		<b>66925.7</b>	<b>109951.4</b>	<b>1701.3</b>	<b>5445.2</b>	<b>17250.3</b>	<b>38399.3</b>	<b>1289.8</b>	<b>240963</b>

Disposal Facility: 100594, MONROEVILLE LANDFILL

County/State that Generated Waste	Waste Type:	Municipal	Residual	Sewage Sludge	Infectious	Construction	Ash Residue	Asbestos	Total
02 ALLEGHENY		60224.6	23490.9	1830.7	857	11104.2	964.3	0	98471.7
03 ARMSTRONG		95.5	46.6	0	0	17.4	0	0	159.5
10 BUTLER		233.8	54.6	0	0	32.6	0	0	321
65 WESTMORELAND		2136.9	788	0	0	549.8	0	0	3474.7
OH OHIO		0	0.1	0	0	0	0	0	0.1
<b>Waste Totals:</b>		<b>62690.8</b>	<b>24380.2</b>	<b>1830.7</b>	<b>857</b>	<b>11704</b>	<b>964.3</b>	<b>0</b>	<b>102427</b>



Commonwealth of Pennsylvania  
 Department of Environmental Protection  
 Bureau of Waste Management  
 Division of Reporting and Fee Collection

-----  
 Landfill Waste Receipts  
 in Tons (2000 lbs.) of Waste

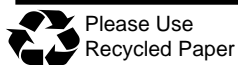
For Year:   Quarter:  
 2017     /     1

Disposal Facility: 101571, MOSTOLLER LANDFILL INC

County/State that Generated Waste	Waste Type:	Municipal	Residual	Sewage Sludge	Infectious	Construction	Ash Residue	Asbestos	Total
02 ALLEGHENY		0	0	0	0	195.8	0	0	195.8
05 BEDFORD		585.4	8	0	0	1.9	0	0	595.3
07 BLAIR		10357.4	160.2	20.2	0	227.1	0	0	10764.9
11 CAMBRIA		7417.8	414	248.2	0	581.9	0	1.1	8663
19 COLUMBIA		9.7	0	0	0	0	0	0	9.7
22 DAUPHIN		0	0	265.8	0	0	0	0	265.8
31 HUNTINGDON		0	68.7	0	0	0	0	0	68.7
32 INDIANA		0	0	0	0	47.5	0	0	47.5
48 NORTHAMPTON		20.3	0	0	0	0	0	0	20.3
56 SOMERSET		5911.7	811.3	167.9	0	342.6	0	0	7233.5
65 WESTMORELAND		4224.1	10242.7	0	0	52.8	0	6.8	14526.4
KY KENTUCKY		0	47.1	0	0	0	0	0	47.1
MD MARYLAND		7106.7	0	0	0	0	0	0	7106.7
NJ NEW JERSEY		282.2	0	0	0	0	0	0	282.2
NY NEW YORK		261.8	0	862.3	0	0	0	0	1124.1
<b>Waste Totals:</b>		<b>36177.1</b>	<b>11752</b>	<b>1564.4</b>	<b>0</b>	<b>1449.6</b>	<b>0</b>	<b>7.9</b>	<b>50951</b>

Disposal Facility: 101100, MOUNTAIN VIEW RECLAMATION LANDFILL

County/State that Generated Waste	Waste Type:	Municipal	Residual	Sewage Sludge	Infectious	Construction	Ash Residue	Asbestos	Total
01 ADAMS		2355.5	1014.1	36.6	0	127.5	0	0	3533.7
05 BEDFORD		0	6.6	0	0	0	0	0	6.6
21 CUMBERLAND		5129.7	196.4	11.8	0	564.1	0	0	5902
22 DAUPHIN		0	4378.5	46	0	1293.5	0	0	5718
28 FRANKLIN		4235.1	4617.5	472.8	0	1164.4	0	0	10489.8
29 FULTON		382.5	202	0	0	38.7	0	0	623.2
49 NORTHUMBERLAND		117.4	0	0	0	19.8	0	0	137.2
50 PERRY		203.6	15.3	0	0	58.6	0	0	277.5
67 YORK		0	21.9	0	0	127.8	0	0	149.7
MD MARYLAND		20681.8	6262.3	212.1	0	924	0	0	28080.2
VA VIRGINIA		14.7	1.5	0	0	0	0	0	16.2
WV WEST VIRGINIA		5849.7	321.3	0	0	126	0	2.5	6299.5
<b>Waste Totals:</b>		<b>38970</b>	<b>17037.4</b>	<b>779.3</b>	<b>0</b>	<b>4444.4</b>	<b>0</b>	<b>2.5</b>	<b>61233.6</b>



Please Use  
Recycled Paper

Phone: 717-783-9258  
 Printed: 8/7/2017

Also visit our Internet WWW Site at: <http://www.dep.state.pa.us>

DISCLAIMER: While care has been taken in the preparation of this report, there is no warranty or guarantee as to the data, calculation or content accuracy. The Commonwealth reserves the right to update or change any data or presentation format without notice or liability.

Commonwealth of Pennsylvania  
 Department of Environmental Protection  
 Bureau of Waste Management  
 Division of Reporting and Fee Collection

-----  
 Landfill Waste Receipts  
 in Tons (2000 lbs.) of Waste

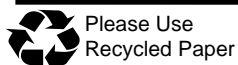
For Year:    Quarter:  
 2017       /       1

Disposal Facility: 100585, NORTHWEST SANITARY LANDFILL

County/State that Generated Waste	Waste Type:	Municipal	Residual	Sewage Sludge	Infectious	Construction	Ash Residue	Asbestos	Total
02 ALLEGHENY		725.9	0	0	0	135.3	0	0	861.2
03 ARMSTRONG		1443.8	124.5	0	0	8	0	0	1576.3
04 BEAVER		27.1	0	0	0	0	0	0	27.1
10 BUTLER		5885	16181.4	18.6	0	879.1	0	16.1	22980.2
16 CLARION		286.9	1287	28.9	0	57.9	0	0	1660.7
20 CRAWFORD		59.2	63.4	0	0	0	0	0	122.6
30 GREENE		0	8.8	0	0	0	0	0	8.8
33 JEFFERSON		0	151.4	0	0	0	0	0	151.4
37 LAWRENCE		2602.7	0	0	0	0.6	0	1.6	2604.9
43 MERCER		134.4	24.5	0	0	7.6	0	0	166.5
61 VENANGO		853.7	840	0	0	21.9	0	0	1715.6
OH OHIO		0	0.4	0	0	0	0	0	0.4
<b>Waste Totals:</b>		<b>12018.7</b>	<b>18681.4</b>	<b>47.5</b>	<b>0</b>	<b>1110.4</b>	<b>0</b>	<b>17.7</b>	<b>31875.7</b>

Disposal Facility: 100346, PIONEER CROSSING LANDFILL

County/State that Generated Waste	Waste Type:	Municipal	Residual	Sewage Sludge	Infectious	Construction	Ash Residue	Asbestos	Total
06 BERKS		10853.3	5057.6	942.9	0	3638.8	0	0	20492.6
09 BUCKS		427.9	67.1	0	95.6	1.2	0	0	591.8
13 CARBON		0	0	0	304	0	0	0	304
15 CHESTER		447.6	336.8	36	0	54.2	0	0	874.6
23 DELAWARE		0	0	0	387	24.5	0	2.7	414.2
36 LANCASTER		289.1	0	0	0	0	0	0	289.1
39 LEHIGH		1881.3	2369.3	0	66	9	0	0	4325.6
46 MONTGOMERY		20613.5	641	1212.8	0.9	62.6	56.7	0	22587.5
48 NORTHAMPTON		6.5	1567.1	0	833.5	0	0	0	2407.1
51 PHILADELPHIA		42	23.9	0	548.4	0	0	0	614.3
54 SCHUYLKILL		27.9	0	0	0	0	0	0.4	28.3
NJ NEW JERSEY		781.2	431.7	2058.9	0	0	0	0	3271.8
NY NEW YORK		18.7	353.8	1290.4	0	0	0	0	1662.9
<b>Waste Totals:</b>		<b>35389</b>	<b>10848.3</b>	<b>5541</b>	<b>2235.4</b>	<b>3790.3</b>	<b>56.7</b>	<b>3.1</b>	<b>57863.8</b>



Please Use  
Recycled Paper

Phone: 717-783-9258  
 Printed: 8/7/2017

Also visit our Internet WWW Site at: <http://www.dep.state.pa.us>

DISCLAIMER: While care has been taken in the preparation of this report, there is no warranty or guarantee as to the data, calculation or content accuracy. The Commonwealth reserves the right to update or change any data or presentation format without notice or liability.



Commonwealth of Pennsylvania  
 Department of Environmental Protection  
 Bureau of Waste Management  
 Division of Reporting and Fee Collection

-----  
 Landfill Waste Receipts  
 in Tons (2000 lbs.) of Waste

For Year:   Quarter:  
 2017       /       1

Disposal Facility: 101069, S.E.C.C.R.A. LANDFILL

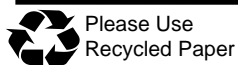
County/State that Generated Waste	Waste Type:	Municipal	Residual	Sewage Sludge	Infectious	Construction	Ash Residue	Asbestos	Total
15 CHESTER		16324.2	633.7	763	0	5791.1	0	0	23512
<b>Waste Totals:</b>		<b>16324.2</b>	<b>633.7</b>	<b>763</b>	<b>0</b>	<b>5791.1</b>	<b>0</b>	<b>0</b>	<b>23512</b>

Disposal Facility: 101538, SANDY RUN LANDFILL INC.

County/State that Generated Waste	Waste Type:	Municipal	Residual	Sewage Sludge	Infectious	Construction	Ash Residue	Asbestos	Total
05 BEDFORD		1230.8	105.6	50	0	21	0	0	1407.4
07 BLAIR		805.8	84.1	51.3	0	26	0	20.8	988
29 FULTON		323.1	0	0	0	14.8	0	0	337.9
31 HUNTINGDON		679.3	16.3	92.6	0	28.1	0	0	816.3
44 MIFFLIN		1.2	0	0	0	0	0	0	1.2
<b>Waste Totals:</b>		<b>3040.2</b>	<b>206</b>	<b>193.9</b>	<b>0</b>	<b>89.9</b>	<b>0</b>	<b>20.8</b>	<b>3550.8</b>

Disposal Facility: 100403, SENECA LANDFILL INC

County/State that Generated Waste	Waste Type:	Municipal	Residual	Sewage Sludge	Infectious	Construction	Ash Residue	Asbestos	Total
02 ALLEGHENY		12021	12166.3	0	0	1202.9	0	0	25390.2
03 ARMSTRONG		1082.5	267.8	165	0	51.5	0	0	1566.8
04 BEAVER		18780.4	240.3	482.9	0	17.8	0	0	19521.4
10 BUTLER		19888.1	5892.4	1537.5	0	1280.8	0	0	28598.8
16 CLARION		0	30.2	9.9	0	0	0	0	40.1
20 CRAWFORD		0	0	1156	0	0	0	0	1156
25 ERIE		0	0	44.7	0	0	0	0	44.7
27 FOREST		0	0	77.8	0	0	0	0	77.8
32 INDIANA		0	84.6	0	0	0	0	0	84.6
37 LAWRENCE		157.5	10127	24.9	0	33.4	0	0	10342.8
43 MERCER		28488.7	1021	98.2	0	4	0	0	29611.9
61 VENANGO		0	342.1	307.6	0	379.2	0	0	1028.9
63 WASHINGTON		0	0	0	0	2.6	0	0	2.6
65 WESTMORELAND		2221.6	110.1	1199.4	0	40.7	0	0	3571.8
<b>Waste Totals:</b>		<b>82639.8</b>	<b>30281.8</b>	<b>5103.9</b>	<b>0</b>	<b>3012.9</b>	<b>0</b>	<b>0</b>	<b>121038.4</b>



Please Use  
Recycled Paper

Phone: 717-783-9258  
 Printed: 8/7/2017

Also visit our Internet WWW Site at: <http://www.dep.state.pa.us>

DISCLAIMER: While care has been taken in the preparation of this report, there is no warranty or guarantee as to the data, calculation or content accuracy. The Commonwealth reserves the right to update or change any data or presentation format without notice or liability.

Commonwealth of Pennsylvania  
 Department of Environmental Protection  
 Bureau of Waste Management  
 Division of Reporting and Fee Collection

-----  
 Landfill Waste Receipts  
 in Tons (2000 lbs.) of Waste

For Year:   Quarter:  
 2017     /     1

Disposal Facility: 100592, SOUTH HILLS LANDFILL INC

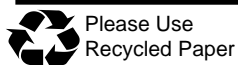
County/State that Generated Waste	Waste Type:	Municipal	Residual	Sewage Sludge	Infectious	Construction	Ash Residue	Asbestos	Total
02 ALLEGHENY		5609.3	5573.4	211.5	0	6647.6	0	0	18041.8
26 FAYETTE		92.6	943.2	0	0	73.4	0	0	1109.2
30 GREENE		0	62.6	0	0	0	0	0	62.6
63 WASHINGTON		1801.6	1599	0	0	654.8	0	0	4055.4
OH OHIO		0	280.5	0	0	0	0	0	280.5
WV WEST VIRGINIA		0	60.4	0	0	0	372.5	0	432.9
<b>Waste Totals:</b>		<b>7503.5</b>	<b>8519.1</b>	<b>211.5</b>	<b>0</b>	<b>7375.8</b>	<b>372.5</b>	<b>0</b>	<b>23982.4</b>

Disposal Facility: 100081, SOUTHERN ALLEGHENIES LANDFILL INC

County/State that Generated Waste	Waste Type:	Municipal	Residual	Sewage Sludge	Infectious	Construction	Ash Residue	Asbestos	Total
05 BEDFORD		120.6	144.8	0	0	3.2	0	0	268.6
07 BLAIR		3.6	196.7	0	0	2.7	0	0	203
11 CAMBRIA		5101.5	1669.6	38.6	0	1264.6	0	40.5	8114.8
32 INDIANA		1.4	0	0	0	0	0	0	1.4
56 SOMERSET		3670.9	226.4	766.5	0	290.1	0	12.5	4966.4
65 WESTMORELAND		0	4.9	0	0	1.8	0	0	6.7
NY NEW YORK		0	0	0	0	0	0	34.8	34.8
WV WEST VIRGINIA		0	147.2	0	0	0	0	0	147.2
<b>Waste Totals:</b>		<b>8898</b>	<b>2389.6</b>	<b>805.1</b>	<b>0</b>	<b>1562.4</b>	<b>0</b>	<b>87.8</b>	<b>13742.9</b>

Disposal Facility: 100277, TERVITA SANITARY LANDFILL

County/State that Generated Waste	Waste Type:	Municipal	Residual	Sewage Sludge	Infectious	Construction	Ash Residue	Asbestos	Total
02 ALLEGHENY		8323.9	440.8	1917.9	0	2787.9	0	26	13496.5
03 ARMSTRONG		0	0	0	0	0.1	0	0	0.1
10 BUTLER		0	0	0	0	0.9	0	0	0.9
26 FAYETTE		4043.4	1757.5	185.9	0	684.1	0	8.1	6679
30 GREENE		311.5	7452.9	0	0	87.9	0	0	7852.3
63 WASHINGTON		8757.1	8947.4	76.4	0	1848	0	0	19628.9
65 WESTMORELAND		5694.2	318.9	363.9	0	3004.7	0	99.5	9481.2
OH OHIO		0	158.4	0	0	0	0	0	158.4
WV WEST VIRGINIA		247	7810.5	0	0	100.8	0	0	8158.3
<b>Waste Totals:</b>		<b>27377.1</b>	<b>26886.4</b>	<b>2544.1</b>	<b>0</b>	<b>8514.4</b>	<b>0</b>	<b>133.6</b>	<b>65455.6</b>



Please Use  
Recycled Paper

Phone: 717-783-9258  
 Printed: 8/7/2017

Also visit our Internet WWW Site at: <http://www.dep.state.pa.us>

DISCLAIMER: While care has been taken in the preparation of this report, there is no warranty or guarantee as to the data, calculation or content accuracy. The Commonwealth reserves the right to update or change any data or presentation format without notice or liability.

Commonwealth of Pennsylvania  
 Department of Environmental Protection  
 Bureau of Waste Management  
 Division of Reporting and Fee Collection

-----  
 Landfill Waste Receipts  
 in Tons (2000 lbs.) of Waste

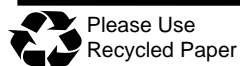
For Year:   Quarter:  
 2017       /     1

Disposal Facility: 101494, TULLYTOWN RESOURCE RECOVERY FACILITY

County/State that Generated Waste	Waste Type:	Municipal	Residual	Sewage Sludge	Infectious	Construction	Ash Residue	Asbestos	Total
09 BUCKS		795.9	2184.6	0	0	90.5	0	0	3071
23 DELAWARE		1028.2	0	0	0	0	0	0	1028.2
46 MONTGOMERY		178.6	2508.8	0	0	0	0	0	2687.4
51 PHILADELPHIA		7225	56	0	50.7	0	0	0	7331.7
CT CONNECTICUT		0	28.4	0	0	0	0	0	28.4
DE DELAWARE (ST)		0	29.7	0	0	0	0	0	29.7
MA MASSACHUSETTS		0	208.7	0	0	0	0	0	208.7
NJ NEW JERSEY		14093.6	31792.2	0	0	7365.8	0	0	53251.6
NY NEW YORK		13793	1243.9	0	0	491.2	0	0	15528.1
<b>Waste Totals:</b>		<b>37114.3</b>	<b>38052.3</b>	<b>0</b>	<b>50.7</b>	<b>7947.5</b>	<b>0</b>	<b>0</b>	<b>83164.8</b>

Disposal Facility: 100280, VALLEY LANDFILL

County/State that Generated Waste	Waste Type:	Municipal	Residual	Sewage Sludge	Infectious	Construction	Ash Residue	Asbestos	Total
02 ALLEGHENY		4743	15662.5	370.8	0	1883.7	0	72.4	22732.4
03 ARMSTRONG		25.5	91.9	0	0	68.1	0	0	185.5
10 BUTLER		57.2	0	0	0	12.9	0	0	70.1
17 CLEARFIELD		0	0	0	0	0	0	0.3	0.3
26 FAYETTE		109.9	0	0	0	2.5	0	0	112.4
32 INDIANA		0	16	0	0	5.7	0	3.3	25
65 WESTMORELAND		20868.9	2016.3	244.4	62	4522.3	0	15.7	27729.6
<b>Waste Totals:</b>		<b>25804.5</b>	<b>17786.7</b>	<b>615.2</b>	<b>62</b>	<b>6495.2</b>	<b>0</b>	<b>91.7</b>	<b>50855.3</b>



Please Use  
Recycled Paper

Phone: 717-783-9258  
 Printed: 8/7/2017

Also visit our Internet WWW Site at: <http://www.dep.state.pa.us>

DISCLAIMER: While care has been taken in the preparation of this report, there is no warranty or guarantee as to the data, calculation or content accuracy. The Commonwealth reserves the right to update or change any data or presentation format without notice or liability.

Commonwealth of Pennsylvania  
 Department of Environmental Protection  
 Bureau of Waste Management  
 Division of Reporting and Fee Collection

-----  
 Landfill Waste Receipts  
 in Tons (2000 lbs.) of Waste

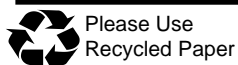
For Year:   Quarter:  
 2017       /     1

Disposal Facility: 100739, WESTERN BERKS COMMUNITY LANDFILL

County/State that Generated Waste	Waste Type:	Municipal	Residual	Sewage Sludge	Infectious	Construction	Ash Residue	Asbestos	Total
06 BERKS		16589.8	6298.2	2939.7	0	1096.5	0	9.8	26934
09 BUCKS		0	0	0	0	0	0	10.2	10.2
13 CARBON		0	0	44.9	0	0	0	0	44.9
15 CHESTER		0	0	0	0	0	0	240.9	240.9
23 DELAWARE		0	1431.2	0	0	0	0	218.9	1650.1
39 LEHIGH		9086.7	0	0	0	0	0	2.2	9088.9
46 MONTGOMERY		3077.1	670.8	1026.3	0	260.4	0	183.8	5218.4
48 NORTHAMPTON		5970.3	0	0	0	30.6	0	0	6000.9
51 PHILADELPHIA		0	0	0	0	0	0	96.7	96.7
NJ NEW JERSEY		0	804.5	0	0	0	0	27.3	831.8
NY NEW YORK		0	6	146.7	0	0	0	0	152.7
<b>Waste Totals:</b>		<b>34723.9</b>	<b>9210.7</b>	<b>4157.6</b>	<b>0</b>	<b>1387.5</b>	<b>0</b>	<b>789.8</b>	<b>50269.5</b>

Disposal Facility: 400633, WHEELABRATOR FALLS INC

County/State that Generated Waste	Waste Type:	Municipal	Residual	Sewage Sludge	Infectious	Construction	Ash Residue	Asbestos	Total
06 BERKS		0	83.2	0	0	0	0	0	83.2
09 BUCKS		36375.9	204.1	0	0	2494.1	0	0	39074.1
13 CARBON		0	113	0	0	0	0	0	113
22 DAUPHIN		0	31.8	0	0	0	0	0	31.8
23 DELAWARE		0	91.8	0	0	0	0	0	91.8
38 LEBANON		0	944.3	0	0	0	0	0	944.3
39 LEHIGH		0	102.8	0	0	0	0	0	102.8
40 LUZERNE		0	30.6	0	0	0	0	0	30.6
46 MONTGOMERY		1004.8	167.1	0	0	0	0	0	1171.9
51 PHILADELPHIA		30069.6	0	0	0	0	0	0	30069.6
67 YORK		0	13	0	0	0	0	0	13
DE DELAWARE (ST)		0	196.5	0	0	0	0	0	196.5
NJ NEW JERSEY		50948.3	1776.7	0	0	50.4	0	0	52775.4
NY NEW YORK		458.7	105	0	0	0	0	0	563.7
VA VIRGINIA		0	0.3	0	0	0	0	0	0.3
<b>Waste Totals:</b>		<b>118857.3</b>	<b>3860.2</b>	<b>0</b>	<b>0</b>	<b>2544.5</b>	<b>0</b>	<b>0</b>	<b>125262</b>



Please Use  
Recycled Paper

Phone: 717-783-9258  
 Printed: 8/7/2017

Also visit our Internet WWW Site at: <http://www.dep.state.pa.us>

DISCLAIMER: While care has been taken in the preparation of this report, there is no warranty or guarantee as to the data, calculation or content accuracy. The Commonwealth reserves the right to update or change any data or presentation format without notice or liability.

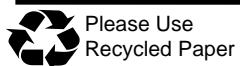
Commonwealth of Pennsylvania  
 Department of Environmental Protection  
 Bureau of Waste Management  
 Division of Reporting and Fee Collection

-----  
 Landfill Waste Receipts  
 in Tons (2000 lbs.) of Waste

For Year:   Quarter:  
 2017     /     1

Disposal Facility: 400561, YORK COUNTY RESOURCE RECOVERY CENTER

County/State that Generated Waste	Waste Type:	Municipal	Residual	Sewage Sludge	Infectious	Construction	Ash Residue	Asbestos	Total
01 ADAMS		2718.2	212.3	0	0	156.2	0	0	3086.7
06 BERKS		742.5	0	0	0	0	0	0	742.5
21 CUMBERLAND		7302.3	520.2	0	0	12.9	0	0	7835.4
28 FRANKLIN		40.2	0	0	0	0	0	0	40.2
38 LEBANON		0	1092.5	0	0	0	0	0	1092.5
44 MIFFLIN		0	137.7	0	0	0	0	0	137.7
51 PHILADELPHIA		8463.7	0	0	0	0	0	0	8463.7
67 YORK		71773.8	4142.6	0	0	2731.6	0	0	78648
MD MARYLAND		6214.9	0	0	0	0	0	0	6214.9
NC NORTH CAROLINA		392.1	0	0	0	0	0	0	392.1
<b>Waste Totals:</b>		<b>97647.7</b>	<b>6105.3</b>	<b>0</b>	<b>0</b>	<b>2900.7</b>	<b>0</b>	<b>0</b>	<b>106653.7</b>



Please Use  
Recycled Paper

Phone: 717-783-9258  
 Printed: 8/7/2017

Also visit our Internet WWW Site at: <http://www.dep.state.pa.us>

DISCLAIMER: While care has been taken in the preparation of this report, there is no warranty or guarantee as to the data, calculation or content accuracy. The Commonwealth reserves the right to update or change any data or presentation format without notice or liability.