

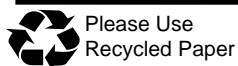
Commonwealth of Pennsylvania  
 Department of Environmental Protection  
 Bureau of Waste Management  
 Division of Reporting and Fee Collection

-----  
 Landfill Waste Receipts  
 in Tons (2000 lbs.) of Waste

For Year:   Quarter:  
 2016       /     3

Disposal Facility: 100419, ADVANCED DISPOSAL SERVICES CHESTNUT VALLEY LANDFILL INC

County/State that Generated Waste	Waste Type:	Municipal	Residual	Sewage Sludge	Processed Medical	Construction	WTE Ash Residue	Asbestos	Total
02 ALLEGHENY		184.9	10	0	0	0	0	0	194.9
26 FAYETTE		15880.9	1221.5	1114.5	2.4	2100.6	0	5.7	20325.6
30 GREENE		2858.6	6271.4	307.9	0	2384.7	0	0	11822.6
56 SOMERSET		156.7	44	0	0	0	0	0	200.7
63 WASHINGTON		1332.2	6715.1	65.3	0	31	0	0	8143.6
65 WESTMORELAND		1060.3	925.9	0	0	2.2	0	0	1988.4
WV WEST VIRGINIA		1011.9	4091.2	0	0	461.8	0	95.2	5660.1
<b>Waste Totals:</b>		<b>22485.5</b>	<b>19279.1</b>	<b>1487.7</b>	<b>2.4</b>	<b>4980.3</b>	<b>0</b>	<b>100.9</b>	<b>48335.9</b>



Please Use  
Recycled Paper

Phone: 717-783-9258  
 Printed: 10/28/2016

Also visit our Internet WWW Site at: <http://www.dep.state.pa.us>

DISCLAIMER: While care has been taken in the preparation of this report, there is no warranty or guarantee as to the data, calculation or content accuracy. The Commonwealth reserves the right to update or change any data or presentation format without notice or liability.

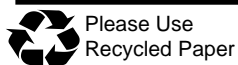
Commonwealth of Pennsylvania  
 Department of Environmental Protection  
 Bureau of Waste Management  
 Division of Reporting and Fee Collection

-----  
 Landfill Waste Receipts  
 in Tons (2000 lbs.) of Waste

For Year:    Quarter:  
 2016       /       3

Disposal Facility: 101397, ADVANCED DISPOSAL SERVICES GREENTREE LANDFILL LLC.

County/State that Generated Waste	Waste Type:	Municipal	Residual	Sewage Sludge	Processed Medical	Construction	WTE Ash Residue	Asbestos	Total
03 ARMSTRONG		0	1010.4	0	0	0	0	0	1010.4
07 BLAIR		19300.2	1417.3	32.8	0	18.3	0	5.4	20774
09 BUCKS		0	786.1	0	0	2413.8	0	0	3199.9
10 BUTLER		0	0	0	0	0	0	12.6	12.6
11 CAMBRIA		0	0.8	0	0	0	0	0	0.8
12 CAMERON		707.4	229.1	73.1	0	55.4	0	0.1	1065.1
14 CENTRE		25864.7	455.7	216.3	0	11.1	0	41.9	26589.7
16 CLARION		9796.5	10062.9	25.5	0	64.4	0	0	19949.3
17 CLEARFIELD		11493.2	1433.2	467.2	0	2621.9	0	0.2	16015.7
18 CLINTON		0	0	0	0	1.7	0	0	1.7
20 CRAWFORD		0	258.8	444.8	0	0	49.6	0	753.2
22 DAUPHIN		0.7	0	0	0	0	0	0	0.7
24 ELK		2529.8	2780.5	1062.4	0	760.5	0	18.5	7151.7
25 ERIE		0	37.5	0	0	0	0	0	37.5
27 FOREST		1	40.1	0	0	0	0	0	41.1
31 HUNTINGDON		0	0	45.7	0	0	13.9	0	59.6
32 INDIANA		0.3	0	0	0	7.5	0	0	7.8
33 JEFFERSON		5471.6	1651.3	279.5	0	598.2	0	6.7	8007.3
40 LUZERNE		0	6.1	0	0	0	0	0	6.1
42 MCKEAN		9.3	617.9	0	0	0	0	2.1	629.3
45 MONROE		0	12.6	0	0	0	0	0	12.6
53 POTTER		0	254.5	0	0	0	0	0	254.5
59 TIOGA		0	0.8	0	0	0	0	0	0.8
61 VENANGO		0	136.6	179.6	0	0	0	0	316.2
62 WARREN		8245.2	1900.5	44.1	0	43.2	1.9	16.8	10251.7
CT CONNECTICUT		0	427.9	0	0	0	0	0	427.9
DE DELAWARE (ST)		0	0	923.3	0	0	0	0	923.3
KY KENTUCKY		0	32.8	0	0	0	0	0	32.8
MD MARYLAND		0	0	0	0	0	0	9.8	9.8
NJ NEW JERSEY		10127.7	4790	2199.4	0	5.9	0	10.5	17133.5
NY NEW YORK		4593.6	187	29920.3	0	0	0	28.7	34729.6
OH OHIO		0	19.6	0	0	0	0	0	19.6
<b>Waste Totals:</b>		<b>98141.2</b>	<b>28550</b>	<b>35914</b>	<b>0</b>	<b>6601.9</b>	<b>65.4</b>	<b>153.3</b>	<b>169425.8</b>



Commonwealth of Pennsylvania  
 Department of Environmental Protection  
 Bureau of Waste Management  
 Division of Reporting and Fee Collection

-----  
 Landfill Waste Receipts  
 in Tons (2000 lbs.) of Waste

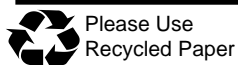
For Year:   Quarter:  
 2016       /     3

Disposal Facility: 100933, ALLIANCE SANITARY LANDFILL INC

County/State that Generated Waste	Waste Type:	Municipal	Residual	Sewage Sludge	Processed Medical	Construction	WTE Ash Residue	Asbestos	Total
08 BRADFORD		0	899.5	0	0	0	0	0	899.5
13 CARBON		25.5	0	0	0	0	0	0	25.5
35 LACKAWANNA		10771.4	1151	54.1	205.8	1016.1	0	27.6	13226
39 LEHIGH		0	0	0	0	0	0	1.9	1.9
40 LUZERNE		19929.3	1699.5	4506.4	0	1122.1	0	1398.8	28656.1
45 MONROE		6798.8	270.4	0	0	141.1	0	0	7210.3
48 NORTHAMPTON		4.7	6.4	0	0	0	0	0	11.1
52 PIKE		3276	0	0	0	1.4	0	3.6	3281
54 SCHUYLKILL		9.6	15.8	0	0	0	0	0	25.4
57 SULLIVAN		0	2.9	0	0	0	0	0	2.9
58 SUSQUEHANNA		1222.9	356.2	104.1	0	98.2	0	0	1781.4
64 WAYNE		5481.2	53.2	0	0	18.5	0	0	5552.9
66 WYOMING		1351.7	21.9	0	0	71.2	0	0	1444.8
67 YORK		156.5	0	0	0	0	0	0	156.5
MD MARYLAND		0	0	0	0	0	0	46.5	46.5
NJ NEW JERSEY		0	0	0	0	0	0	253.6	253.6
NY NEW YORK		1734	50.9	0	0	0	0	62.3	1847.2
<b>Waste Totals:</b>		<b>50761.6</b>	<b>4527.7</b>	<b>4664.6</b>	<b>205.8</b>	<b>2468.6</b>	<b>0</b>	<b>1794.3</b>	<b>64422.6</b>

Disposal Facility: 100172, ARDEN LANDFILL INC.

County/State that Generated Waste	Waste Type:	Municipal	Residual	Sewage Sludge	Processed Medical	Construction	WTE Ash Residue	Asbestos	Total
02 ALLEGHENY		17394.1	1468.3	0	0	1635.6	0	0	20498
04 BEAVER		18831.2	153.3	80.2	0	71.6	0	0	19136.3
10 BUTLER		92.9	9.2	0	0	70.8	0	0	172.9
26 FAYETTE		263.1	7.7	0	0	0	0	0	270.8
30 GREENE		1358.2	5456.9	0	0	1250	0	0	8065.1
32 INDIANA		0	18.1	0	0	0	0	0	18.1
63 WASHINGTON		15504.9	30029	1512.5	166	4145.4	0	0	51357.8
65 WESTMORELAND		0	6.4	0	0	0	0	0	6.4
OH OHIO		592.4	1160.6	12.6	0	42.8	0	0	1808.4
WV WEST VIRGINIA		1118.2	3924.3	0	0	451.2	818.1	0	6311.8
<b>Waste Totals:</b>		<b>55155</b>	<b>42233.8</b>	<b>1605.3</b>	<b>166</b>	<b>7667.4</b>	<b>818.1</b>	<b>0</b>	<b>107645.6</b>



Commonwealth of Pennsylvania  
 Department of Environmental Protection  
 Bureau of Waste Management  
 Division of Reporting and Fee Collection

-----  
 Landfill Waste Receipts  
 in Tons (2000 lbs.) of Waste

For Year:   Quarter:  
 2016       /     3

Disposal Facility: 100020, BETHLEHEM LANDFILL

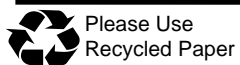
County/State that Generated Waste	Waste Type:	Municipal	Residual	Sewage Sludge	Processed Medical	Construction	WTE Ash Residue	Asbestos	Total
06 BERKS		10.9	0	0	0	0.9	0	0	11.8
09 BUCKS		1588.5	359.7	0	0	86.5	0	0	2034.7
39 LEHIGH		7341.6	628	0	0	591.2	0	0	8560.8
46 MONTGOMERY		0	29.1	0	0	461.3	0	0	490.4
48 NORTHAMPTON		14882.1	407.8	0	0	1801.3	0	0	17091.2
NJ NEW JERSEY		14976.3	187.2	0	0	7780.4	0	20.9	22964.8
NY NEW YORK		12660	901.7	0	0	1100.8	0	0	14662.5
<b>Waste Totals:</b>		<b>51459.4</b>	<b>2513.5</b>	<b>0</b>	<b>0</b>	<b>11822.4</b>	<b>0</b>	<b>20.9</b>	<b>65816.2</b>

Disposal Facility: 101243, BRADFORD COUNTY SANITARY LANDFILL

County/State that Generated Waste	Waste Type:	Municipal	Residual	Sewage Sludge	Processed Medical	Construction	WTE Ash Residue	Asbestos	Total
08 BRADFORD		6288.2	3503.8	277.2	0	3295.9	0	21.9	13387
41 LYCOMING		3	29.7	0	0	0	0	0	32.7
53 POTTER		1	0	25.9	0	1.5	0	0	28.4
57 SULLIVAN		974.5	0	4.9	0	176.3	0	0	1155.7
58 SUSQUEHANNA		263.9	0	0	0	16.5	0	0	280.4
59 TIOGA		4707.8	4342.9	382.1	0	172.2	0	0	9605
62 WARREN		0.2	0	0	0	0	0	0	0.2
66 WYOMING		705	112.4	0	0	510.9	0	0	1328.3
<b>Waste Totals:</b>		<b>12943.6</b>	<b>7988.8</b>	<b>690.1</b>	<b>0</b>	<b>4173.3</b>	<b>0</b>	<b>21.9</b>	<b>25817.7</b>

Disposal Facility: 100361, Casella McKean County Landfill

County/State that Generated Waste	Waste Type:	Municipal	Residual	Sewage Sludge	Processed Medical	Construction	WTE Ash Residue	Asbestos	Total
08 BRADFORD		0	37.7	0	0	0	0	0	37.7
12 CAMERON		0	47.7	0	0	50.1	0	0	97.8
24 ELK		2034.4	8924.8	659	0	814.3	0	0	12432.5
27 FOREST		0	0	0	0	5.3	0	0	5.3
42 MCKEAN		3858.2	2169.5	754.3	0	2190.1	1040.1	3.8	10016
53 POTTER		0	27.3	0	0	3	0	0	30.3
62 WARREN		24.4	39	116.9	0	159.6	0	0	339.9
<b>Waste Totals:</b>		<b>5917</b>	<b>11246</b>	<b>1530.2</b>	<b>0</b>	<b>3222.4</b>	<b>1040.1</b>	<b>3.8</b>	<b>22959.5</b>



Please Use  
Recycled Paper

Phone: 717-783-9258  
 Printed: 10/28/2016

Also visit our Internet WWW Site at: <http://www.dep.state.pa.us>

DISCLAIMER: While care has been taken in the preparation of this report, there is no warranty or guarantee as to the data, calculation or content accuracy. The Commonwealth reserves the right to update or change any data or presentation format without notice or liability.

Commonwealth of Pennsylvania  
 Department of Environmental Protection  
 Bureau of Waste Management  
 Division of Reporting and Fee Collection

-----  
 Landfill Waste Receipts  
 in Tons (2000 lbs.) of Waste

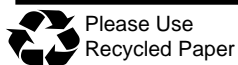
For Year:   Quarter:  
 2016       /     3

Disposal Facility: 100944, CHESTER COUNTY SWA LANCHESTER LANDFILL

County/State that Generated Waste	Waste Type:	Municipal	Residual	Sewage Sludge	Processed Medical	Construction	WTE Ash Residue	Asbestos	Total
06 BERKS		2192.5	2203	0	0	1657.9	2975.4	0.1	9028.9
09 BUCKS		0	0	0	0	0	1306.5	0	1306.5
15 CHESTER		54825.5	1082.6	1170.3	0	6179.4	0	0	63257.8
23 DELAWARE		1.4	0	0	0	79.1	0	0	80.5
36 LANCASTER		64.3	102.9	8.2	0	107.6	0	0	283
38 LEBANON		0	20.9	0	0	2	0	0	22.9
46 MONTGOMERY		1159.1	0.7	0	0	107.4	10422.7	0	11689.9
51 PHILADELPHIA		0	0	0	0	535.8	0	0	535.8
54 SCHUYLKILL		9.3	0	0	0	0	0	0	9.3
DE DELAWARE (ST)		0	969.8	0	0	0	0	0	969.8
<b>Waste Totals:</b>		<b>58252.1</b>	<b>4379.9</b>	<b>1178.5</b>	<b>0</b>	<b>8669.2</b>	<b>14704.6</b>	<b>0.1</b>	<b>87184.4</b>

Disposal Facility: 100022, CHRIN BROTHERS SANITARY LANDFILL

County/State that Generated Waste	Waste Type:	Municipal	Residual	Sewage Sludge	Processed Medical	Construction	WTE Ash Residue	Asbestos	Total
06 BERKS		16	0	0	0	16.4	0	3.8	36.2
09 BUCKS		2153.5	32.3	0	0	702.1	0	17.4	2905.3
13 CARBON		113.5	0	0	0	53.9	0	13.4	180.8
39 LEHIGH		8710.7	298.6	2.5	0	3727.8	0	22.9	12762.5
40 LUZERNE		21.5	0	0	0	10.5	0	0	32
45 MONROE		0	0	0	0	10.4	0	0	10.4
48 NORTHAMPTON		16382.3	1525.1	865.1	0	6838.9	0	17.3	25628.7
52 PIKE		0	0	0	0	8.2	0	0	8.2
NJ NEW JERSEY		2033.9	36.2	0	0	1922.9	0	143.8	4136.8
<b>Waste Totals:</b>		<b>29431.4</b>	<b>1892.2</b>	<b>867.6</b>	<b>0</b>	<b>13291.1</b>	<b>0</b>	<b>218.6</b>	<b>45700.9</b>



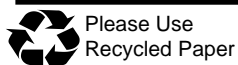
Commonwealth of Pennsylvania  
 Department of Environmental Protection  
 Bureau of Waste Management  
 Division of Reporting and Fee Collection

-----  
 Landfill Waste Receipts  
 in Tons (2000 lbs.) of Waste

For Year:    Quarter:  
 2016       /       3

Disposal Facility: 100955, CLINTON COUNTY SWA WAYNE TOWNSHIP LANDFILL

County/State that Generated Waste	Waste Type:	Municipal	Residual	Sewage Sludge	Processed Medical	Construction	WTE Ash Residue	Asbestos	Total
01 ADAMS		0	0	0	0	0	0	0.1	0.1
05 BEDFORD		0	0	0	0	19.5	0	0	19.5
07 BLAIR		0	380.4	0	0	190.1	0	2.1	572.6
08 BRADFORD		0	0	0	0	71.9	0	0	71.9
11 CAMBRIA		0	0	0	0	86.7	0	2.1	88.8
14 CENTRE		835.2	237.1	730.5	0	17.4	0	80.3	1900.5
17 CLEARFIELD		619	0	0	0	0	0	0.4	619.4
18 CLINTON		7291	2223.1	741.9	0.3	1015.9	0	24.3	11296.5
19 COLUMBIA		0	1245.3	0	0	20.9	0	0	1266.2
20 CRAWFORD		0	6.5	0	0	9.8	0	0	16.3
21 CUMBERLAND		0	0	0	0	44.6	0	0	44.6
22 DAUPHIN		0	0	0	0	17.9	0	0.1	18
24 ELK		0	0	0	0	0	0	2.7	2.7
31 HUNTINGDON		5.2	9.8	0	0	28.1	0	0	43.1
32 INDIANA		0	0	0	0	0	0	4.3	4.3
33 JEFFERSON		0	0	0	0	0	0	0.1	0.1
34 JUNIATA		2412.9	493.2	0	0	267.5	0	0	3173.6
35 LACKAWANNA		0	0	0	0	69.2	0	0	69.2
39 LEHIGH		0	0	0	0	58.1	0	0	58.1
40 LUZERNE		4325.6	414.2	76.1	0	167.7	0	46.8	5030.4
41 LYCOMING		4475	903.3	120.3	0	1715.5	0	16.4	7230.5
42 MCKEAN		0	0	0	0	0	0	2.9	2.9
44 MIFFLIN		4878.9	458.3	174	0	1355.8	0	13.9	6880.9
47 MONTOUR		14.5	0	0	0	65.8	0	1.7	82
48 NORTHAMPTON		0	0	292.3	0	80.9	0	0	373.2
49 NORTHUMBERLAND		1916.9	45.4	352.5	0	168.7	0	12.8	2496.3
50 PERRY		1900.5	0	0	0	80.4	0	0	1980.9
52 PIKE		0	0	0	0	0	0	0.1	0.1
53 POTTER		0	1033.7	0	0	0	0	2.2	1035.9
54 SCHUYLKILL		0	0	0	0	56.1	0	0	56.1
55 SNYDER		917.9	24.5	0	0	268.6	0	0	1211
56 SOMERSET		0	0	0	0	447.7	0	0	447.7
57 SULLIVAN		0	0	0	0	0	0	0.1	0.1
59 TIOGA		6.6	589.2	0	0	43.3	0	0	639.1
60 UNION		112.5	80	0	0	154.7	0	1.7	348.9



Commonwealth of Pennsylvania  
 Department of Environmental Protection  
 Bureau of Waste Management  
 Division of Reporting and Fee Collection

-----  
 Landfill Waste Receipts  
 in Tons (2000 lbs.) of Waste

For Year:    Quarter:  
 2016       /       3

67 YORK	0	0	0	0	0	0	0	1	1
CT CONNECTICUT	0	0	0	0	0	0	0	298.7	298.7
MA MASSACHUSETTS	0	0	0	0	0	0	0	1	1
NJ NEW JERSEY	146.2	0	0	0	0	0	0	0	146.2
NY NEW YORK	0	0	7037.1	0	0	0	0	0	7037.1
<b>Waste Totals:</b>	<b>29857.9</b>	<b>8144</b>	<b>9524.7</b>	<b>0.3</b>	<b>6522.8</b>	<b>0</b>	<b>515.8</b>	<b>54565.5</b>	

Disposal Facility: 101615, COMMONWEALTH ENVIRONMENTAL SYSTEMS LANDFILL

County/State that Generated Waste	Waste Type:	Municipal	Residual	Sewage Sludge	Processed Medical	Construction	WTE Ash Residue	Asbestos	Total
06 BERKS		2167.4	1157.5	67.2	0	9402.7	0	0	12794.8
09 BUCKS		0	308.1	0	0	0	0	0	308.1
13 CARBON		4987.9	0	0	0	20.3	0	0	5008.2
19 COLUMBIA		25.3	0	0	0	0	0	0	25.3
22 DAUPHIN		0	292.5	9.3	0	263.7	0	0	565.5
38 LEBANON		0	333.3	0	0	0	0	0	333.3
39 LEHIGH		6347.1	14.6	0	0	634.3	0	0	6996
40 LUZERNE		7708.3	1445.1	716.1	69.1	321.5	0	0	10260.1
48 NORTHAMPTON		97	0	0	0	21.3	0	0	118.3
49 NORTHUMBERLAND		9439.1	230.2	0	0	2.1	0	1.4	9672.8
51 PHILADELPHIA		92.5	0	0	0	277.2	0	0	369.7
54 SCHUYLKILL		35191.8	7206.1	708.2	35.4	1014.7	2.4	7	44165.6
NJ NEW JERSEY		49603.2	1183.4	0	0	33880.7	0	0	84667.3
NY NEW YORK		36567	0	3799.2	0	1345.5	0	0	41711.7
<b>Waste Totals:</b>		<b>152226.6</b>	<b>12170.8</b>	<b>5300</b>	<b>104.5</b>	<b>47184</b>	<b>2.4</b>	<b>8.4</b>	<b>216996.7</b>

Commonwealth of Pennsylvania  
 Department of Environmental Protection  
 Bureau of Waste Management  
 Division of Reporting and Fee Collection

-----  
 Landfill Waste Receipts  
 in Tons (2000 lbs.) of Waste

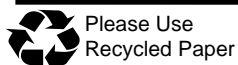
For Year:   Quarter:  
 2016       /     3

Disposal Facility: 101509, CONNESTOGA LANDFILL

County/State that Generated Waste	Waste Type:	Municipal	Residual	Sewage Sludge	Processed Medical	Construction	WTE Ash Residue	Asbestos	Total
06 BERKS		25751	6880.5	127.5	3767.1	309.6	0	6.1	36841.8
09 BUCKS		27532.4	269.1	0	0	89.2	0	25.5	27916.2
13 CARBON		21.6	0	0	0	0	0	0	21.6
15 CHESTER		0	2053.4	0	0	0	0	0	2053.4
22 DAUPHIN		0	7.3	0	0	0	0	0	7.3
23 DELAWARE		9.6	2131	0	19.1	0	4	441.3	2605
36 LANCASTER		0	1469.5	0	0	0	0	0	1469.5
38 LEBANON		0	623.3	0	0	0	0	1.1	624.4
39 LEHIGH		11980.3	805.8	0	0	42.9	0	3.5	12832.5
40 LUZERNE		0	0	0	0	0	0	4.1	4.1
45 MONROE		0	0	0	0	0	0	2.2	2.2
46 MONTGOMERY		5048.8	13095.4	0	0	1732.3	0	195.5	20072
48 NORTHAMPTON		0	260.6	0	0	37.9	0	879.5	1178
51 PHILADELPHIA		3798.7	6056.1	0	57.8	2296.7	0	35.7	12245
DE DELAWARE (ST)		0	7.9	0	0	0	0	0	7.9
MD MARYLAND		0	34.1	0	0	0	0	0	34.1
NJ NEW JERSEY		68677.9	1188.6	0	0	16009.7	0	1178.9	87055.1
NY NEW YORK		2613.8	2924	0	0	0	0	0	5537.8
<b>Waste Totals:</b>		<b>145434.1</b>	<b>37806.6</b>	<b>127.5</b>	<b>3844</b>	<b>20518.3</b>	<b>4</b>	<b>2773.4</b>	<b>210507.9</b>

Disposal Facility: 400593, COVANTA DELAWARE VALLEY

County/State that Generated Waste	Waste Type:	Municipal	Residual	Sewage Sludge	Processed Medical	Construction	WTE Ash Residue	Asbestos	Total
23 DELAWARE		91691.1	460.5	0	0	0	0	0	92151.6
39 LEHIGH		0	270.7	0	0	0	0	0	270.7
51 PHILADELPHIA		87705.5	977.6	0	0	0	0	0	88683.1
DE DELAWARE (ST)		4123.3	588.1	0	0	0	0	0	4711.4
MD MARYLAND		17694.5	45.8	0	0	0	0	0	17740.3
NC NORTH CAROLINA		0	1475.4	0	0	0	0	0	1475.4
NJ NEW JERSEY		45162.4	989.2	0	0	0	0	0	46151.6
NY NEW YORK		67511	48.6	0	0	0	0	0	67559.6
PR PUERTO RICO		0	226.4	0	0	0	0	0	226.4
VA VIRGINIA		881.1	335.3	0	0	0	0	0	1216.4
<b>Waste Totals:</b>		<b>314768.9</b>	<b>5417.6</b>	<b>0</b>	<b>0</b>	<b>0</b>	<b>0</b>	<b>0</b>	<b>320186.5</b>



Please Use  
Recycled Paper

Phone: 717-783-9258  
 Printed: 10/28/2016

Also visit our Internet WWW Site at: <http://www.dep.state.pa.us>

DISCLAIMER: While care has been taken in the preparation of this report, there is no warranty or guarantee as to the data, calculation or content accuracy. The Commonwealth reserves the right to update or change any data or presentation format without notice or liability.



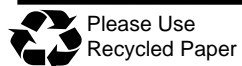
Commonwealth of Pennsylvania  
 Department of Environmental Protection  
 Bureau of Waste Management  
 Division of Reporting and Fee Collection

-----  
 Landfill Waste Receipts  
 in Tons (2000 lbs.) of Waste

For Year:   Quarter:  
 2016       /     3

Disposal Facility: 400558, COVANTA PLYMOUTH RENEWABLE ENERGY

County/State that Generated Waste	Waste Type:	Municipal	Residual	Sewage Sludge	Processed Medical	Construction	WTE Ash Residue	Asbestos	Total
06 BERKS		63	92.2	0	0	0	0	0	155.2
09 BUCKS		10191.6	422.9	0	0	0	0	0	10614.5
15 CHESTER		181.8	108.1	0	0	0	0	0	289.9
23 DELAWARE		1682.2	0	0	0	0	0	0	1682.2
39 LEHIGH		1317.5	1250.2	0	0	0	0	0	2567.7
46 MONTGOMERY		70176.7	2138.1	0	0	0	0	0	72314.8
48 NORTHAMPTON		0	174.2	0	0	0	0	0	174.2
51 PHILADELPHIA		8654.8	13.7	0	0	0	0	0	8668.5
<b>Waste Totals:</b>		<b>92267.6</b>	<b>4199.4</b>	<b>0</b>	<b>0</b>	<b>0</b>	<b>0</b>	<b>0</b>	<b>96467</b>



Please Use  
Recycled Paper

Phone: 717-783-9258  
 Printed: 10/28/2016

Also visit our Internet WWW Site at: <http://www.dep.state.pa.us>

DISCLAIMER: While care has been taken in the preparation of this report, there is no warranty or guarantee as to the data, calculation or content accuracy. The Commonwealth reserves the right to update or change any data or presentation format without notice or liability.

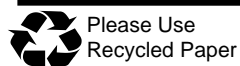
Commonwealth of Pennsylvania  
 Department of Environmental Protection  
 Bureau of Waste Management  
 Division of Reporting and Fee Collection

-----  
 Landfill Waste Receipts  
 in Tons (2000 lbs.) of Waste

For Year:   Quarter:  
 2016       /     3

Disposal Facility: 100945, CUMBERLAND COUNTY LANDFILL

County/State that Generated Waste	Waste Type:	Municipal	Residual	Sewage Sludge	Processed Medical	Construction	WTE Ash Residue	Asbestos	Total
01 ADAMS		2236.9	0	0	0	52.6	0	10.2	2299.7
05 BEDFORD		6643.9	75.5	0	0	24.5	0	6.3	6750.2
06 BERKS		0	0	0	0	1465.1	0	0	1465.1
09 BUCKS		0	51	12.6	0	0	0	0	63.6
14 CENTRE		0	0	0	0	13.7	0	0	13.7
21 CUMBERLAND		7860.2	3925.4	240.6	0	11923.4	0	194.9	24144.5
22 DAUPHIN		0	31.6	174.9	0	562.8	0	122.7	892
28 FRANKLIN		1012.8	244.8	24.9	0	56.9	0	39.7	1379.1
31 HUNTINGDON		6414.8	266	0	0	21.9	0	10.1	6712.8
34 JUNIATA		45.9	676	0	0	196.3	0	0	918.2
36 LANCASTER		0	0	74.5	0	0	0	0	74.5
38 LEBANON		0	2808.3	0	0	0	0	0	2808.3
39 LEHIGH		324.2	0	0	0	0	0	0	324.2
46 MONTGOMERY		0	127.3	196.9	0	19.5	0	0	343.7
48 NORTHAMPTON		1772.6	0	0	0	0	0	0	1772.6
50 PERRY		451.9	0	97.7	0	565.8	0	0	1115.4
51 PHILADELPHIA		7	0	0	0	0	0	0	7
55 SNYDER		0	0	0	0	4.4	0	14.4	18.8
67 YORK		0	5936.4	199.9	0	64.9	0	5.8	6207
CT CONNECTICUT		0	235.6	0	0	0	0	0	235.6
DE DELAWARE (ST)		0	0	3923.2	0	0	0	0	3923.2
MD MARYLAND		18030.2	5374.6	2364.6	0	32.6	0	5.4	25807.4
NJ NEW JERSEY		55756.3	12402.7	0	0	48.3	0	188.1	68395.4
NY NEW YORK		80.3	382.5	11888.7	0	0	0	180.2	12531.7
<b>Waste Totals:</b>		<b>100637</b>	<b>32537.7</b>	<b>19198.5</b>	<b>0</b>	<b>15052.7</b>	<b>0</b>	<b>777.8</b>	<b>168203.7</b>



Commonwealth of Pennsylvania  
 Department of Environmental Protection  
 Bureau of Waste Management  
 Division of Reporting and Fee Collection

-----  
 Landfill Waste Receipts  
 in Tons (2000 lbs.) of Waste

For Year:   Quarter:  
 2016       /     3

Disposal Facility: 100345, DELAWARE COUNTY SWA ROLLING HILLS LANDFILL

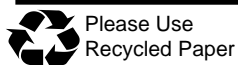
County/State that Generated Waste	Waste Type:	Municipal	Residual	Sewage Sludge	Processed Medical	Construction	WTE Ash Residue	Asbestos	Total
06 BERKS		13298.9	9073.3	31.9	0	1395.9	0	4.2	23804.2
09 BUCKS		0	0	0	0	11130.4	0	0	11130.4
15 CHESTER		0	0	0	0	48.4	0	0	48.4
23 DELAWARE		5002.1	0	0	0	0	100157.1	0	105159.2
46 MONTGOMERY		3183.6	486.4	0	0	8457.7	13483.5	0	25611.2
51 PHILADELPHIA		0	0	0	0	6005.6	0	0	6005.6
NJ NEW JERSEY		0	17081.6	0	0	62.4	0	0	17144
<b>Waste Totals:</b>		<b>21484.6</b>	<b>26641.3</b>	<b>31.9</b>	<b>0</b>	<b>27100.4</b>	<b>113640.6</b>	<b>4.2</b>	<b>188903</b>

Disposal Facility: 100434, EVERGREEN LANDFILL

County/State that Generated Waste	Waste Type:	Municipal	Residual	Sewage Sludge	Processed Medical	Construction	WTE Ash Residue	Asbestos	Total
02 ALLEGHENY		0	0	0	0	6.3	0	0	6.3
03 ARMSTRONG		3001.5	142.9	37.6	0	111.5	0	0	3293.5
11 CAMBRIA		1.4	3	0	0	4	0	0	8.4
16 CLARION		0	90.2	0	0	0	0	0	90.2
17 CLEARFIELD		0	137.7	0	0	6	0	0	143.7
32 INDIANA		9369.6	2082.8	444.9	0	2324.4	0	0	14221.7
33 JEFFERSON		566.9	4.4	210	0	34.7	0	0	816
65 WESTMORELAND		4772.8	959	307.8	0	219.7	0	0	6259.3
<b>Waste Totals:</b>		<b>17712.2</b>	<b>3420</b>	<b>1000.3</b>	<b>0</b>	<b>2706.6</b>	<b>0</b>	<b>0</b>	<b>24839.1</b>

Disposal Facility: 101699, FAIRLESS LANDFILL

County/State that Generated Waste	Waste Type:	Municipal	Residual	Sewage Sludge	Processed Medical	Construction	WTE Ash Residue	Asbestos	Total
09 BUCKS		1279.6	93.3	0	0	0	0	0	1372.9
23 DELAWARE		2022.8	0	0	0	0	0	0	2022.8
46 MONTGOMERY		144.7	0	0	0	0	0	0	144.7
51 PHILADELPHIA		20615.8	0	0	0	0	0	0	20615.8
NJ NEW JERSEY		4974.4	0	0	0	0	0	0	4974.4
NY NEW YORK		5866.3	0	0	0	0	0	0	5866.3
<b>Waste Totals:</b>		<b>34903.6</b>	<b>93.3</b>	<b>0</b>	<b>0</b>	<b>0</b>	<b>0</b>	<b>0</b>	<b>34996.9</b>



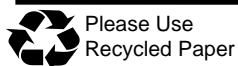
Commonwealth of Pennsylvania  
 Department of Environmental Protection  
 Bureau of Waste Management  
 Division of Reporting and Fee Collection

-----  
 Landfill Waste Receipts  
 in Tons (2000 lbs.) of Waste

For Year:   Quarter:  
 2016       /     3

Disposal Facility: 101680, G.R.O.W.S. NORTH

County/State that Generated Waste	Waste Type:	Municipal	Residual	Sewage Sludge	Processed Medical	Construction	WTE Ash Residue	Asbestos	Total
06 BERKS		3.6	32	0	0	0	0	0	35.6
09 BUCKS		6716	8755.3	2530.8	11.1	843.5	278	0	19134.7
13 CARBON		0.8	0	0	0	0	0	0	0.8
15 CHESTER		0	51.8	0	0	0	0	0	51.8
21 CUMBERLAND		4.8	0	0	0	0	0	0	4.8
23 DELAWARE		5672.7	14	306	0	4.6	0	0	5997.3
39 LEHIGH		154	0	9.9	0	0	0	0	163.9
46 MONTGOMERY		2436.1	1042.5	1306.6	0	0.9	17.3	0	4803.4
48 NORTHAMPTON		0.5	0	0	0	0	0	0	0.5
51 PHILADELPHIA		51271.4	535.3	2067.4	15.1	1231.1	0	0	55120.3
64 WAYNE		1.4	0	0	0	0	0	0	1.4
CT CONNECTICUT		0	70.8	0	0	0	0	0	70.8
DE DELAWARE (ST)		0	1792.5	0	0	0	0	0	1792.5
NH NEW HAMPSHIRE		24.6	0	0	0	0	0	0	24.6
NJ NEW JERSEY		66506.9	21784.2	5949.8	0	34966.6	9153.5	0	138361
NY NEW YORK		100895.2	2338.3	0	16.7	11132.8	0	0	114383
<b>Waste Totals:</b>		<b>233688</b>	<b>36416.7</b>	<b>12170.5</b>	<b>42.9</b>	<b>48179.5</b>	<b>9448.8</b>	<b>0</b>	<b>339946.4</b>



Commonwealth of Pennsylvania  
 Department of Environmental Protection  
 Bureau of Waste Management  
 Division of Reporting and Fee Collection

-----  
 Landfill Waste Receipts  
 in Tons (2000 lbs.) of Waste

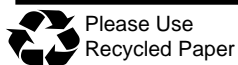
For Year:   Quarter:  
 2016       /     3

Disposal Facility: 100265, GRAND CENTRAL SANITARY LANDFILL INC

County/State that Generated Waste	Waste Type:	Municipal	Residual	Sewage Sludge	Processed Medical	Construction	WTE Ash Residue	Asbestos	Total
06 BERKS		373.2	0	0	0	0	0	0	373.2
09 BUCKS		628.2	11.5	0	35.4	6.6	0	0	681.7
13 CARBON		2162.4	0	344.8	0	295.6	0	0	2802.8
35 LACKAWANNA		24	0	0	0	0	0	0	24
39 LEHIGH		22672.4	496.3	1120.9	199.6	232	0	4	24725.2
40 LUZERNE		10.6	0	0	0	3.4	0	0	14
45 MONROE		20822.6	711.7	537.5	748.4	4536.9	0	0	27357.1
46 MONTGOMERY		386.4	0	5	184.1	37.9	0	0	613.4
48 NORTHAMPTON		28319.3	2456.8	1893.7	18.9	1675.3	0	0	34364
52 PIKE		237.5	0	0	0	25.9	0	0	263.4
NJ NEW JERSEY		43202.4	643.6	211.9	0	9741.6	19608.3	390.2	73798
NY NEW YORK		11.1	0	0	130	427.5	0	64.1	632.7
VA VIRGINIA		0	0	0	0	0	0	9.8	9.8
<b>Waste Totals:</b>		<b>118850.1</b>	<b>4319.9</b>	<b>4113.8</b>	<b>1316.4</b>	<b>16982.7</b>	<b>19608.3</b>	<b>468.1</b>	<b>165659.3</b>

Disposal Facility: 101544, GREATER LEBANON REFUSE AUTHORITY LANDFILL

County/State that Generated Waste	Waste Type:	Municipal	Residual	Sewage Sludge	Processed Medical	Construction	WTE Ash Residue	Asbestos	Total
38 LEBANON		22099.4	4318.8	468.6	0	4721.1	0	0	31607.9
<b>Waste Totals:</b>		<b>22099.4</b>	<b>4318.8</b>	<b>468.6</b>	<b>0</b>	<b>4721.1</b>	<b>0</b>	<b>0</b>	<b>31607.9</b>



Please Use  
Recycled Paper

Phone: 717-783-9258  
 Printed: 10/28/2016

Also visit our Internet WWW Site at: <http://www.dep.state.pa.us>

DISCLAIMER: While care has been taken in the preparation of this report, there is no warranty or guarantee as to the data, calculation or content accuracy. The Commonwealth reserves the right to update or change any data or presentation format without notice or liability.

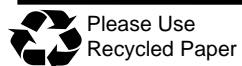
Commonwealth of Pennsylvania  
 Department of Environmental Protection  
 Bureau of Waste Management  
 Division of Reporting and Fee Collection

-----  
 Landfill Waste Receipts  
 in Tons (2000 lbs.) of Waste

For Year:   Quarter:  
 2016       /     3

Disposal Facility: 100281, GREENRIDGE RECLAMATION LANDFILL

County/State that Generated Waste	Waste Type:	Municipal	Residual	Sewage Sludge	Processed Medical	Construction	WTE Ash Residue	Asbestos	Total
02 ALLEGHENY		19432.7	2524.3	865.1	0	550.1	0	6.9	23379.1
03 ARMSTRONG		0	16.7	0	0	2.3	0	0	19
10 BUTLER		0	0	35	0	5.5	0	0	40.5
26 FAYETTE		911.6	78.3	56.1	0	347.3	0	0	1393.3
32 INDIANA		7	53.1	0	0	26.5	0	0	86.6
56 SOMERSET		438	0	0	0	91.1	0	0	529.1
63 WASHINGTON		624.5	184.1	519	0	32.2	0	0	1359.8
65 WESTMORELAND		15928	9934.4	2705.4	0	3408	0	0	31975.8
WV WEST VIRGINIA		13.9	5836.8	0	577.8	12.1	0	0	6440.6
<b>Waste Totals:</b>		<b>37355.7</b>	<b>18627.7</b>	<b>4180.6</b>	<b>577.8</b>	<b>4475.1</b>	<b>0</b>	<b>6.9</b>	<b>65223.8</b>



Please Use  
Recycled Paper

Phone: 717-783-9258  
 Printed: 10/28/2016

Also visit our Internet WWW Site at: <http://www.dep.state.pa.us>

DISCLAIMER: While care has been taken in the preparation of this report, there is no warranty or guarantee as to the data, calculation or content accuracy. The Commonwealth reserves the right to update or change any data or presentation format without notice or liability.

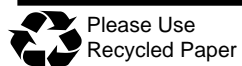
Commonwealth of Pennsylvania  
 Department of Environmental Protection  
 Bureau of Waste Management  
 Division of Reporting and Fee Collection

-----  
 Landfill Waste Receipts  
 in Tons (2000 lbs.) of Waste

For Year:   Quarter:  
 2016       /     3

Disposal Facility: 100758, HARRISBURG MATERIALS ENERGY RECYCLING & RECOVERY FACILITY

County/State that Generated Waste	Waste Type:	Municipal	Residual	Sewage Sludge	Processed Medical	Construction	WTE Ash Residue	Asbestos	Total
01 ADAMS		0.7	0	0	0	0	0	0	0.7
02 ALLEGHENY		0	82.2	0	0	0	0	0	82.2
04 BEAVER		0	6.9	0	0	0	0	0	6.9
06 BERKS		4403	0	0	0	0.5	0	0	4403.5
10 BUTLER		0	60.2	0	0	0	0	0	60.2
18 CLINTON		0.4	133.2	0	0	0	0	0	133.6
19 COLUMBIA		445.7	11.3	0	0	0	0	0	457
21 CUMBERLAND		8675.4	82.8	0	0	987.2	0	0	9745.4
22 DAUPHIN		46664.2	1531.3	0	0	4178.9	0	0	52374.4
26 FAYETTE		0	3.9	0	0	0	0	0	3.9
28 FRANKLIN		30.1	168.2	0	0	0	0	0	198.3
34 JUNIATA		0.3	0	0	0	1.4	0	0	1.7
36 LANCASTER		84.1	0	0	0	0	0	0	84.1
38 LEBANON		0	0	0	0	1.4	0	0	1.4
40 LUZERNE		0	176.4	0	0	0	0	0	176.4
41 LYCOMING		0	7	0	0	0	0	0	7
49 NORTHUMBERLAND		6.9	0	0	0	0	0	0	6.9
50 PERRY		533.7	73.6	0	0	18.2	0	0	625.5
51 PHILADELPHIA		231.9	0	0	0	0	0	0	231.9
54 SCHUYLKILL		171.8	37.8	0	0	0	0	0	209.6
65 WESTMORELAND		0	59.9	0	0	0	0	0	59.9
67 YORK		0	0	0	0	26.1	0	0	26.1
MD MARYLAND		0	34.7	0	0	0	0	0	34.7
NJ NEW JERSEY		11475	0	0	0	23.7	0	0	11498.7
<b>Waste Totals:</b>		<b>72723.2</b>	<b>2469.4</b>	<b>0</b>	<b>0</b>	<b>5237.4</b>	<b>0</b>	<b>0</b>	<b>80430</b>



Commonwealth of Pennsylvania  
 Department of Environmental Protection  
 Bureau of Waste Management  
 Division of Reporting and Fee Collection

-----  
 Landfill Waste Receipts  
 in Tons (2000 lbs.) of Waste

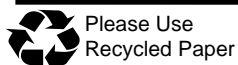
For Year:   Quarter:  
 2016       /     3

Disposal Facility: 100934, IESI PA BLUE RIDGE LANDFILL CORP

County/State that Generated Waste	Waste Type:	Municipal	Residual	Sewage Sludge	Processed Medical	Construction	WTE Ash Residue	Asbestos	Total
01 ADAMS		6100	442.2	0	0	2662.4	0	18.3	9222.9
21 CUMBERLAND		3857.3	39.8	162.3	0	746.1	0	0	4805.5
22 DAUPHIN		0	1444.7	0	0	490.7	0	239.8	2175.2
28 FRANKLIN		18592.3	5029.4	1673	0	4363.4	0	5.5	29663.6
29 FULTON		23	0	0	0	25.9	0	0	48.9
46 MONTGOMERY		0	0	0	0	24.1	0	0	24.1
50 PERRY		21.5	0	0	0	3.9	0	0	25.4
67 YORK		0	23.3	0	0	291	0	0	314.3
DC DISRICT OF COLUMBIA		27226.2	357.8	0	0	0	0	0	27584
DE DELAWARE (ST)		0	932.4	0	0	0	0	0	932.4
MD MARYLAND		73053.8	5376.2	127.8	0	795.7	0	0	79353.5
NJ NEW JERSEY		0	0	0	0	37.2	0	0	37.2
NY NEW YORK		26189	1567.5	224.4	0	17.6	0	0	27998.5
WV WEST VIRGINIA		3591.2	0	0	0	29.7	0	0	3620.9
<b>Waste Totals:</b>		<b>158654.3</b>	<b>15213.3</b>	<b>2187.5</b>	<b>0</b>	<b>9487.7</b>	<b>0</b>	<b>263.6</b>	<b>185806.4</b>

Disposal Facility: 100620, IMPERIAL LANDFILL

County/State that Generated Waste	Waste Type:	Municipal	Residual	Sewage Sludge	Processed Medical	Construction	WTE Ash Residue	Asbestos	Total
02 ALLEGHENY		80594.5	15251.8	3978.4	0	5727.1	1628.5	1171.1	108351.4
04 BEAVER		2621.2	1230.5	1331.9	0	177.8	0	28.9	5390.3
10 BUTLER		1113.6	299.7	17.9	0	53.4	0	4.7	1489.3
26 FAYETTE		53.1	28.5	0	0	0	0	0	81.6
30 GREENE		0	1112.4	0	0	0	0	0	1112.4
33 JEFFERSON		26.3	0	0	0	2.9	0	0	29.2
37 LAWRENCE		0	2.7	0	0	0	0	21.7	24.4
63 WASHINGTON		6432	10179.2	758.3	0	1069.4	0	18.2	18457.1
65 WESTMORELAND		0	243.7	0	0	0	0	0	243.7
CT CONNECTICUT		0	15.1	0	0	0	0	27	42.1
DC DISRICT OF COLUMBIA		3.8	0	0	0	0	0	0	3.8
NY NEW YORK		0	367.8	0	0	0	0	0	367.8
OH OHIO		10.3	1800.1	63.4	0	0	0	18.3	1892.1
WV WEST VIRGINIA		2560.9	163.7	56.3	0	0	0	92.7	2873.6
<b>Waste Totals:</b>		<b>93415.7</b>	<b>30695.2</b>	<b>6206.2</b>	<b>0</b>	<b>7030.6</b>	<b>1628.5</b>	<b>1382.6</b>	<b>140358.8</b>



Please Use  
Recycled Paper

Phone: 717-783-9258  
 Printed: 10/28/2016

Also visit our Internet WWW Site at: <http://www.dep.state.pa.us>

DISCLAIMER: While care has been taken in the preparation of this report, there is no warranty or guarantee as to the data, calculation or content accuracy. The Commonwealth reserves the right to update or change any data or presentation format without notice or liability.



Commonwealth of Pennsylvania  
 Department of Environmental Protection  
 Bureau of Waste Management  
 Division of Reporting and Fee Collection

-----  
 Landfill Waste Receipts  
 in Tons (2000 lbs.) of Waste

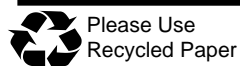
For Year:   Quarter:  
 2016       /     3

Disposal Facility: 101439, JOSEPH J BRUNNER INC LANDFILL

County/State that Generated Waste	Waste Type:	Municipal	Residual	Sewage Sludge	Processed Medical	Construction	WTE Ash Residue	Asbestos	Total
02 ALLEGHENY		4715.8	11	204.4	0	0	0	0	4931.2
04 BEAVER		5887.3	1765.4	1390.3	0	0	0	0	9043
10 BUTLER		1018.1	24.5	627.7	0	0	0	0	1670.3
37 LAWRENCE		14.2	0	18.9	0	0	0	0	33.1
<b>Waste Totals:</b>		<b>11635.4</b>	<b>1800.9</b>	<b>2241.3</b>	<b>0</b>	<b>0</b>	<b>0</b>	<b>0</b>	<b>15677.6</b>

Disposal Facility: 100663, KELLY RUN SANITATION INC LANDFILL

County/State that Generated Waste	Waste Type:	Municipal	Residual	Sewage Sludge	Processed Medical	Construction	WTE Ash Residue	Asbestos	Total
02 ALLEGHENY		12302.2	4080.8	61.2	0	2797.7	0	0	19241.9
07 BLAIR		0	1770.5	0	0	0	0	0	1770.5
10 BUTLER		0	1.2	0	0	0	0	0	1.2
26 FAYETTE		919.6	67.1	192.9	0	113.3	0	0	1292.9
30 GREENE		98.5	2897.9	0	0	0	0	0	2996.4
63 WASHINGTON		1469.9	3886.7	17.7	0	317.3	0	0	5691.6
65 WESTMORELAND		1717.8	8578.6	0	0	87.6	0	0	10384
OH OHIO		0	2.3	0	0	0	0	0	2.3
WV WEST VIRGINIA		0	13.6	0	0	0	0	0	13.6
<b>Waste Totals:</b>		<b>16508</b>	<b>21298.7</b>	<b>271.8</b>	<b>0</b>	<b>3315.9</b>	<b>0</b>	<b>0</b>	<b>41394.4</b>



Please Use  
Recycled Paper

Phone: 717-783-9258  
 Printed: 10/28/2016

Also visit our Internet WWW Site at: <http://www.dep.state.pa.us>

DISCLAIMER: While care has been taken in the preparation of this report, there is no warranty or guarantee as to the data, calculation or content accuracy. The Commonwealth reserves the right to update or change any data or presentation format without notice or liability.

Commonwealth of Pennsylvania  
 Department of Environmental Protection  
 Bureau of Waste Management  
 Division of Reporting and Fee Collection

-----  
 Landfill Waste Receipts  
 in Tons (2000 lbs.) of Waste

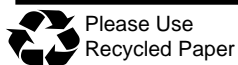
For Year:   Quarter:  
 2016       /     3

Disposal Facility: 101247, KEYSTONE SANITARY LANDFILL

County/State that Generated Waste	Waste Type:	Municipal	Residual	Sewage Sludge	Processed Medical	Construction	WTE Ash Residue	Asbestos	Total
13 CARBON		569.5	0	0	0	0	0	0	569.5
35 LACKAWANNA		47707.3	3322.3	4382.9	0	8628.9	0	130.6	64172
39 LEHIGH		204.9	0	0	0	0	0	0	204.9
40 LUZERNE		19592.4	2234.2	1747.4	0	1849.4	0	1.6	25425
45 MONROE		4569.5	209	442.9	0	16.2	0	72.1	5309.7
46 MONTGOMERY		304.4	0	0	0	0	0	0	304.4
48 NORTHAMPTON		2.9	0	145.5	0	0	0	0	148.4
52 PIKE		6034.3	48.6	122.4	0	106.7	0	0	6312
54 SCHUYLKILL		158.2	0	0	0	0	0	0	158.2
57 SULLIVAN		0	0	0	0	6.5	0	0	6.5
58 SUSQUEHANNA		4249	28979.4	0	0	1364.3	0	0	34592.7
64 WAYNE		260	0	305.2	0	379.9	0	0	945.1
66 WYOMING		1043.8	89.6	56	0	185.9	0	0	1375.3
CT CONNECTICUT		1651.4	0	0	0	0	0	0	1651.4
NJ NEW JERSEY		108880.6	1223.6	0	0	9227.4	0	0	119331.6
NY NEW YORK		222014.6	2532.9	0	0	150	0	0	224697.5
<b>Waste Totals:</b>		<b>417242.8</b>	<b>38639.6</b>	<b>7202.3</b>	<b>0</b>	<b>21915.2</b>	<b>0</b>	<b>204.3</b>	<b>485204.2</b>

Disposal Facility: 100329, LAKE VIEW LANDFILL

County/State that Generated Waste	Waste Type:	Municipal	Residual	Sewage Sludge	Processed Medical	Construction	WTE Ash Residue	Asbestos	Total
20 CRAWFORD		2271.3	1487.9	47.2	0	396.8	0	1.1	4204.3
25 ERIE		43695.9	11506.3	1862	0	6971.3	749.7	457.2	65242.4
42 MCKEAN		0	0	0	0	0	0	0.1	0.1
43 MERCER		7461.5	0	0	0	10.8	0	0	7472.3
61 VENANGO		0	165.2	0	0	0	0	4.2	169.4
62 WARREN		2.2	24.9	0	0	32.5	0	0	59.6
NY NEW YORK		11.1	0	0	0	0	0	0	11.1
WV WEST VIRGINIA		0	110.3	0	0	0	0	0	110.3
<b>Waste Totals:</b>		<b>53442</b>	<b>13294.6</b>	<b>1909.2</b>	<b>0</b>	<b>7411.4</b>	<b>749.7</b>	<b>462.6</b>	<b>77269.5</b>



Please Use  
Recycled Paper

Phone: 717-783-9258  
 Printed: 10/28/2016

Also visit our Internet WWW Site at: <http://www.dep.state.pa.us>

DISCLAIMER: While care has been taken in the preparation of this report, there is no warranty or guarantee as to the data, calculation or content accuracy. The Commonwealth reserves the right to update or change any data or presentation format without notice or liability.

Commonwealth of Pennsylvania  
 Department of Environmental Protection  
 Bureau of Waste Management  
 Division of Reporting and Fee Collection

-----  
 Landfill Waste Receipts  
 in Tons (2000 lbs.) of Waste

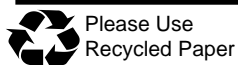
For Year:   Quarter:  
 2016       /     3

Disposal Facility: 101534, LAUREL HIGHLANDS LANDFILL INC

County/State that Generated Waste	Waste Type:	Municipal	Residual	Sewage Sludge	Processed Medical	Construction	WTE Ash Residue	Asbestos	Total
05 BEDFORD		4.2	11.9	0	0	0	0	0	16.1
07 BLAIR		5406.4	7610	2116.7	0	902	0	0	16035.1
11 CAMBRIA		9043.3	801.6	912.4	0	2338.1	0	0	13095.4
17 CLEARFIELD		0	0	45	0	1.6	0	0	46.6
31 HUNTINGDON		0	191.9	0	0	0	0	0	191.9
32 INDIANA		309.8	0	0	0	41.9	0	0	351.7
33 JEFFERSON		18.4	0	0	0	63.4	0	0	81.8
56 SOMERSET		10.5	0	0	0	0	0	0	10.5
65 WESTMORELAND		211.7	118.4	0	0	3.2	0	0	333.3
<b>Waste Totals:</b>		<b>15004.3</b>	<b>8733.8</b>	<b>3074.1</b>	<b>0</b>	<b>3350.2</b>	<b>0</b>	<b>0</b>	<b>30162.4</b>

Disposal Facility: 101389, LCSWMA FREY FARM LANDFILL

County/State that Generated Waste	Waste Type:	Municipal	Residual	Sewage Sludge	Processed Medical	Construction	WTE Ash Residue	Asbestos	Total
06 BERKS		0	5.1	0	0	0	0	0	5.1
21 CUMBERLAND		0	11.7	0	0	0	0	0	11.7
22 DAUPHIN		0	0	0	0	3635.7	21507.3	0	25143
36 LANCASTER		4341.1	19361.4	5903.8	139.8	23900.7	21994	44.9	75685.7
38 LEBANON		0	330.5	0	0	0	0	0	330.5
67 YORK		6.8	1587.4	0	0	157.6	0	0	1751.8
DE DELAWARE (ST)		0	27.3	0	0	0	0	0	27.3
<b>Waste Totals:</b>		<b>4347.9</b>	<b>21323.4</b>	<b>5903.8</b>	<b>139.8</b>	<b>27694</b>	<b>43501.3</b>	<b>44.9</b>	<b>102955.1</b>



Please Use  
Recycled Paper

Phone: 717-783-9258  
 Printed: 10/28/2016

Also visit our Internet WWW Site at: <http://www.dep.state.pa.us>

DISCLAIMER: While care has been taken in the preparation of this report, there is no warranty or guarantee as to the data, calculation or content accuracy. The Commonwealth reserves the right to update or change any data or presentation format without notice or liability.

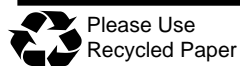
Commonwealth of Pennsylvania  
 Department of Environmental Protection  
 Bureau of Waste Management  
 Division of Reporting and Fee Collection

-----  
 Landfill Waste Receipts  
 in Tons (2000 lbs.) of Waste

For Year:   Quarter:  
 2016       /     3

Disposal Facility: 400592, LCSWMA RESOURCE RECOVERY FACILITY

County/State that Generated Waste	Waste Type:	Municipal	Residual	Sewage Sludge	Processed Medical	Construction	WTE Ash Residue	Asbestos	Total
06 BERKS		1601.7	169.9	0	0	0	0	0	1771.6
07 BLAIR		0	7.7	0	0	0	0	0	7.7
09 BUCKS		0	561	0	0	0	0	0	561
11 CAMBRIA		0	13.6	0	0	0	0	0	13.6
13 CARBON		0	9.2	0	0	0	0	0	9.2
14 CENTRE		0	155.8	0	0	0	0	0	155.8
21 CUMBERLAND		0	7	0	0	0	0	0	7
22 DAUPHIN		314.6	836.7	0	0	0	0	0	1151.3
23 DELAWARE		0	0.5	0	0	0	0	0	0.5
36 LANCASTER		81043.5	10561.1	1757.8	0	87	0	0	93449.4
38 LEBANON		0	843.4	0	0	0	0	0	843.4
39 LEHIGH		0	523.1	0	0	0	0	0	523.1
40 LUZERNE		0	1.1	0	0	0	0	0	1.1
45 MONROE		0	189.1	0	0	0	0	0	189.1
46 MONTGOMERY		0	305.8	0	0	0	0	0	305.8
48 NORTHAMPTON		0	98.1	0	0	0	0	0	98.1
49 NORTHUMBERLAND		0	11.5	0	0	0	0	0	11.5
51 PHILADELPHIA		696.8	50.5	0	0	0	0	0	747.3
66 WYOMING		0	1007.7	0	0	0	0	0	1007.7
67 YORK		0	71.2	0	0	0	0	0	71.2
DE DELAWARE (ST)		0	163	0	0	0	0	0	163
FL FLORIDA		0	14.2	0	0	0	0	0	14.2
IL ILLINOIS		0	63.8	0	0	0	0	0	63.8
LA LOUISIANA		0	61.5	0	0	0	0	0	61.5
MD MARYLAND		398.2	23.8	0	0	0	0	0	422
MI MICHIGAN		0	2.3	0	0	0	0	0	2.3
NC NORTH CAROLINA		0	1015.6	0	0	0	0	0	1015.6
NJ NEW JERSEY		203.2	347.9	0	0	0	0	0	551.1
NY NEW YORK		1235.7	86	0	0	0	0	0	1321.7
OH OHIO		0	0.4	0	0	0	0	0	0.4
TN TENNESSEE		0	2.4	0	0	0	0	0	2.4
<b>Waste Totals:</b>		<b>85493.7</b>	<b>17204.9</b>	<b>1757.8</b>	<b>0</b>	<b>87</b>	<b>0</b>	<b>0</b>	<b>104543.4</b>



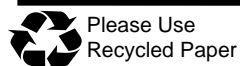
Commonwealth of Pennsylvania  
 Department of Environmental Protection  
 Bureau of Waste Management  
 Division of Reporting and Fee Collection

-----  
 Landfill Waste Receipts  
 in Tons (2000 lbs.) of Waste

For Year:   Quarter:  
 2016       /     3

Disposal Facility: 100963, LYCOMING COUNTY RESOURCE MANAGEMENT SERVICES LANDFILL

County/State that Generated Waste	Waste Type:	Municipal	Residual	Sewage Sludge	Processed Medical	Construction	WTE Ash Residue	Asbestos	Total
03 ARMSTRONG		4	0	0	0	0	0	0	4
06 BERKS		0	0.1	0	0	0	0	0	0.1
08 BRADFORD		0	0	0	0	0	0	3.8	3.8
13 CARBON		0	52.7	0	0	0	0	0	52.7
14 CENTRE		0	20	0	0	0	0	0	20
17 CLEARFIELD		0	2.7	0	0	0	0	0	2.7
18 CLINTON		0.3	0.1	0	0	0	0	0	0.4
19 COLUMBIA		11662.6	3135.7	1562.8	0	1967.1	0	9.6	18337.8
22 DAUPHIN		0	3.9	0	0	0	0	0	3.9
24 ELK		0	0.2	0	0	0	0	0	0.2
28 FRANKLIN		0	0.1	0	0	0	0	0	0.1
34 JUNIATA		0.9	0	0	0	6.3	0	0	7.2
35 LACKAWANNA		0	0	0	0	0	0	7.2	7.2
36 LANCASTER		0	0.1	0	0	0	0	0	0.1
38 LEBANON		0	1.2	0	0	0	0	0	1.2
40 LUZERNE		0	0	0	0	7.9	0	9.3	17.2
41 LYCOMING		14374.6	3382.8	2013.7	0	757.6	0	5.2	20533.9
44 MIFFLIN		0	0	0	0	0	0	205.1	205.1
46 MONTGOMERY		0	0	0	0	0	0	9.7	9.7
47 MONTOUR		2299.6	504.8	0	126.4	1037.2	0	15.9	3983.9
48 NORTHAMPTON		0	0	0	0	0	0	0.4	0.4
49 NORTHUMBERLAND		5231	2973.8	1731.1	0	446.6	0	49.5	10432
50 PERRY		0	0.7	0	0	0	0	0	0.7
54 SCHUYLKILL		5	0	0	0	0	0	39.1	44.1
55 SNYDER		3232.8	966.4	300.5	0	227.2	14.4	24.4	4765.7
57 SULLIVAN		14.7	0	0	0	0	0	0	14.7
59 TIOGA		2.7	0	0	0	0	0	0	2.7
60 UNION		5730.5	2228.1	705.6	0	392.8	0	3.3	9060.3
NJ NEW JERSEY		0	0	0	0	0	0	79.2	79.2
NY NEW YORK		11.6	0	0	0	0	0	0	11.6
<b>Waste Totals:</b>		<b>42570.3</b>	<b>13273.4</b>	<b>6313.7</b>	<b>126.4</b>	<b>4842.7</b>	<b>14.4</b>	<b>461.7</b>	<b>67602.6</b>



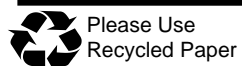
Commonwealth of Pennsylvania  
 Department of Environmental Protection  
 Bureau of Waste Management  
 Division of Reporting and Fee Collection

-----  
 Landfill Waste Receipts  
 in Tons (2000 lbs.) of Waste

For Year:   Quarter:  
 2016       /     3

Disposal Facility: 100113, MODERN LANDFILL

County/State that Generated Waste	Waste Type:	Municipal	Residual	Sewage Sludge	Processed Medical	Construction	WTE Ash Residue	Asbestos	Total
01 ADAMS		34.2	386.2	86.8	0	29.5	0	1.2	537.9
06 BERKS		0	232.8	0	0	0	0	0	232.8
09 BUCKS		0	33.7	0	0	0	0	0	33.7
13 CARBON		0	43.3	0	0	0	0	0	43.3
15 CHESTER		0	1	0	0	0	0	0	1
21 CUMBERLAND		10525.4	792.4	85.2	0	1964.3	0	0	13367.3
22 DAUPHIN		0	7527.3	25.3	389.5	1824.3	0	69.2	9835.6
23 DELAWARE		0	46.6	0	0	0	0	0	46.6
36 LANCASTER		0	15841.3	0	0	0	0	0	15841.3
38 LEBANON		0	3183.8	0	0	0	0	0.5	3184.3
39 LEHIGH		0	41.3	0	0	0	0	0	41.3
40 LUZERNE		0	0	0	0	0	0	2.6	2.6
41 LYCOMING		0	237.1	0	0	0	0	0	237.1
46 MONTGOMERY		18047	0	0	0	10487.9	0	4.2	28539.1
51 PHILADELPHIA		48330.7	192.3	0	0	0	0	0	48523
54 SCHUYLKILL		0	27.3	0	0	0	0	0	27.3
67 YORK		221	45662.2	497.2	0	8837.2	38716.9	47.3	93981.8
CT CONNECTICUT		0	1434.8	0	0	0	0	44.4	1479.2
DC DISRICT OF COLUMBIA		0	0	0	0	0	0	2.5	2.5
DE DELAWARE (ST)		0	558.2	1384.1	0	0	0	103.1	2045.4
MD MARYLAND		0	6817.7	312	5438.3	123.3	0	161.9	12853.2
NJ NEW JERSEY		5186.5	96.7	0	0	0	0	1.1	5284.3
NY NEW YORK		0	0	0	0	0	0	0.3	0.3
VA VIRGINIA		0	105.8	0	0	0	0	0	105.8
WV WEST VIRGINIA		0	18.5	0	0	0	0	0	18.5
<b>Waste Totals:</b>		<b>82344.8</b>	<b>83280.3</b>	<b>2390.6</b>	<b>5827.8</b>	<b>23266.5</b>	<b>38716.9</b>	<b>438.3</b>	<b>236265.2</b>



Commonwealth of Pennsylvania  
 Department of Environmental Protection  
 Bureau of Waste Management  
 Division of Reporting and Fee Collection

-----  
 Landfill Waste Receipts  
 in Tons (2000 lbs.) of Waste

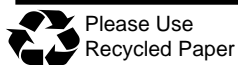
For Year:   Quarter:  
 2016       /     3

Disposal Facility: 100594, MONROEVILLE LANDFILL

County/State that Generated Waste	Waste Type:	Municipal	Residual	Sewage Sludge	Processed Medical	Construction	WTE Ash Residue	Asbestos	Total
02 ALLEGHENY		67768.9	21111.8	2046.8	708	13178.8	275.4	0	105089.7
03 ARMSTRONG		105	0	0	0	10.4	0	0	115.4
10 BUTLER		177.1	63.6	0	0	54.3	0	0	295
65 WESTMORELAND		2071	596.3	0	0	929.6	0	0	3596.9
OH OHIO		0	137.8	0	0	0	0	0	137.8
WV WEST VIRGINIA		0	121	0	0	0	0	0	121
<b>Waste Totals:</b>		<b>70122</b>	<b>22030.5</b>	<b>2046.8</b>	<b>708</b>	<b>14173.1</b>	<b>275.4</b>	<b>0</b>	<b>109355.8</b>

Disposal Facility: 101571, MOSTOLLER LANDFILL INC

County/State that Generated Waste	Waste Type:	Municipal	Residual	Sewage Sludge	Processed Medical	Construction	WTE Ash Residue	Asbestos	Total
05 BEDFORD		148	91.1	17.5	0	6.1	0	0	262.7
07 BLAIR		1568.9	239.9	0	0	433	0	12	2253.8
11 CAMBRIA		7632.3	223.1	0	0	307.4	64.4	32.1	8259.3
22 DAUPHIN		0	0	293.3	0	0	0	0	293.3
30 GREENE		0	82.7	0	0	0	0	0	82.7
31 HUNTINGDON		24.3	24.2	0	0	0	0	0	48.5
32 INDIANA		0	0	0	0	200.5	0	2.4	202.9
56 SOMERSET		7548.6	883.3	419.7	0	770.9	0	40.7	9663.2
65 WESTMORELAND		4229.2	6910	0	0	363.6	0	0	11502.8
KY KENTUCKY		0	86.5	0	0	0	0	0	86.5
MD MARYLAND		7799.6	0	0	0	10.8	0	0	7810.4
WV WEST VIRGINIA		0	115.1	0	0	0	0	0	115.1
<b>Waste Totals:</b>		<b>28950.9</b>	<b>8655.9</b>	<b>730.5</b>	<b>0</b>	<b>2092.3</b>	<b>64.4</b>	<b>87.2</b>	<b>40581.2</b>



Please Use  
Recycled Paper

Phone: 717-783-9258  
 Printed: 10/28/2016

Also visit our Internet WWW Site at: <http://www.dep.state.pa.us>

DISCLAIMER: While care has been taken in the preparation of this report, there is no warranty or guarantee as to the data, calculation or content accuracy. The Commonwealth reserves the right to update or change any data or presentation format without notice or liability.

Commonwealth of Pennsylvania  
 Department of Environmental Protection  
 Bureau of Waste Management  
 Division of Reporting and Fee Collection

-----  
 Landfill Waste Receipts  
 in Tons (2000 lbs.) of Waste

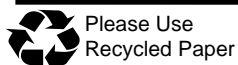
For Year:   Quarter:  
 2016       /     3

Disposal Facility: 101100, MOUNTAIN VIEW RECLAMATION LANDFILL

County/State that Generated Waste	Waste Type:	Municipal	Residual	Sewage Sludge	Processed Medical	Construction	WTE Ash Residue	Asbestos	Total
01 ADAMS		2097.9	1420.8	0	0	226.9	0	0	3745.6
05 BEDFORD		0	9	0	0	0	0	0	9
21 CUMBERLAND		4820.4	185.9	12.8	0	1005.6	0	0	6024.7
22 DAUPHIN		0	5362.2	39.3	0	1527	0	0	6928.5
28 FRANKLIN		4998.1	1520.8	204.2	0	1132.5	0	0	7855.6
29 FULTON		374.7	136.5	0	0	66.6	0	0	577.8
49 NORTHUMBERLAND		3163.1	0	0	0	0	0	0	3163.1
50 PERRY		378	0	0	0	79.7	0	0	457.7
67 YORK		21	27	0	0	237.3	0	0	285.3
MD MARYLAND		32084.3	8342.6	107	0	1283.4	0	0.2	41817.5
VA VIRGINIA		17	0	0	0	0	0	1.7	18.7
WV WEST VIRGINIA		6536.6	262	0	0	295.3	0	3.8	7097.7
<b>Waste Totals:</b>		<b>54491.1</b>	<b>17266.8</b>	<b>363.3</b>	<b>0</b>	<b>5854.3</b>	<b>0</b>	<b>5.7</b>	<b>77981.2</b>

Disposal Facility: 100585, NORTHWEST SANITARY LANDFILL

County/State that Generated Waste	Waste Type:	Municipal	Residual	Sewage Sludge	Processed Medical	Construction	WTE Ash Residue	Asbestos	Total
02 ALLEGHENY		863.7	31.4	0	0	42.8	0	2.7	940.6
03 ARMSTRONG		1601.7	391	0	0	28.7	0	0	2021.4
04 BEAVER		32.3	0	0	0	0.8	0	0	33.1
10 BUTLER		6337.4	4705	6.7	0	1089.3	0	49.9	12188.3
16 CLARION		318.7	256	35.3	0	18	0	0	628
20 CRAWFORD		74.1	56.1	0	0	5.4	0	0	135.6
25 ERIE		0	3.2	0	0	0	0	0	3.2
32 INDIANA		0	10.5	0	0	0	0	0	10.5
37 LAWRENCE		3014.6	90	0	0	24.9	0	0	3129.5
43 MERCER		78.1	2375.9	58.4	0	50.9	0	0	2563.3
61 VENANGO		919.2	2385.2	0	0	24.2	0	0.8	3329.4
62 WARREN		0	0.3	0	0	0	0	0	0.3
65 WESTMORELAND		0	10.8	0	0	0	0	0	10.8
OH OHIO		0	179.6	0	0	0	0	0	179.6
<b>Waste Totals:</b>		<b>13239.8</b>	<b>10495</b>	<b>100.4</b>	<b>0</b>	<b>1285</b>	<b>0</b>	<b>53.4</b>	<b>25173.6</b>





Commonwealth of Pennsylvania  
 Department of Environmental Protection  
 Bureau of Waste Management  
 Division of Reporting and Fee Collection

-----  
 Landfill Waste Receipts  
 in Tons (2000 lbs.) of Waste

For Year:   Quarter:  
 2016       /     3

Disposal Facility: 100346, PIONEER CROSSING LANDFILL

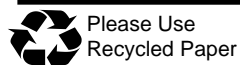
County/State that Generated Waste	Waste Type:	Municipal	Residual	Sewage Sludge	Processed Medical	Construction	WTE Ash Residue	Asbestos	Total
06 BERKS		12318.9	7536.4	445.6	229.9	366.2	0	0	20897
09 BUCKS		542.2	16.5	163.8	89.8	0	0	0	812.3
15 CHESTER		425.3	436.9	166.8	0	98.1	0	0	1127.1
22 DAUPHIN		17.2	0	0	0	0	0	0	17.2
23 DELAWARE		0	0.6	40.7	374.1	92	0	7.3	514.7
36 LANCASTER		301.8	0	0	0	0.1	0	0	301.9
39 LEHIGH		1842.3	2689.1	0	72.2	5.6	0	0	4609.2
46 MONTGOMERY		34104.4	596.9	326.2	0	118.3	47.3	0	35193.1
48 NORTHAMPTON		22.3	1275.5	0	1027.6	0	0	0	2325.4
51 PHILADELPHIA		62.4	70.2	0	524.9	0	0	0	657.5
54 SCHUYLKILL		26.9	0	0	0	0	0	0.4	27.3
NJ NEW JERSEY		1377.3	437.3	1022.9	0	0	0	0	2837.5
NY NEW YORK		470.7	555.9	2152.9	0	0	0	0	3179.5
<b>Waste Totals:</b>		<b>51511.7</b>	<b>13615.3</b>	<b>4318.9</b>	<b>2318.5</b>	<b>680.3</b>	<b>47.3</b>	<b>7.7</b>	<b>72499.7</b>

Disposal Facility: 101069, S.E.C.C.R.A. LANDFILL

County/State that Generated Waste	Waste Type:	Municipal	Residual	Sewage Sludge	Processed Medical	Construction	WTE Ash Residue	Asbestos	Total
15 CHESTER		18894	842.4	420.1	0	7769.2	0	0	27925.7
<b>Waste Totals:</b>		<b>18894</b>	<b>842.4</b>	<b>420.1</b>	<b>0</b>	<b>7769.2</b>	<b>0</b>	<b>0</b>	<b>27925.7</b>

Disposal Facility: 101538, SANDY RUN LANDFILL INC.

County/State that Generated Waste	Waste Type:	Municipal	Residual	Sewage Sludge	Processed Medical	Construction	WTE Ash Residue	Asbestos	Total
05 BEDFORD		2666.6	194.3	77.2	0	76.4	0	0	3014.5
07 BLAIR		859.1	470.6	0	0	78.4	0	0	1408.1
21 CUMBERLAND		477.5	0	14.3	0	1.2	0	0	493
29 FULTON		451.5	0	0	0	1.5	0	0	453
31 HUNTINGDON		833.4	0	28.9	0	1.9	0	0	864.2
MD MARYLAND		618.6	0	0	0	0	0	0	618.6
<b>Waste Totals:</b>		<b>5906.7</b>	<b>664.9</b>	<b>120.4</b>	<b>0</b>	<b>159.4</b>	<b>0</b>	<b>0</b>	<b>6851.4</b>



Please Use  
Recycled Paper

Phone: 717-783-9258  
 Printed: 10/28/2016

Also visit our Internet WWW Site at: <http://www.dep.state.pa.us>

DISCLAIMER: While care has been taken in the preparation of this report, there is no warranty or guarantee as to the data, calculation or content accuracy. The Commonwealth reserves the right to update or change any data or presentation format without notice or liability.

Commonwealth of Pennsylvania  
 Department of Environmental Protection  
 Bureau of Waste Management  
 Division of Reporting and Fee Collection

-----  
 Landfill Waste Receipts  
 in Tons (2000 lbs.) of Waste

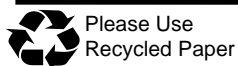
For Year:   Quarter:  
 2016       /     3

Disposal Facility: 100403, SENECA LANDFILL INC

County/State that Generated Waste	Waste Type:	Municipal	Residual	Sewage Sludge	Processed Medical	Construction	WTE Ash Residue	Asbestos	Total
02 ALLEGHENY		13312.5	10960	0	0	2084.6	0	0	26357.1
03 ARMSTRONG		983.2	249.9	199.3	0	32.5	0	0	1464.9
04 BEAVER		21690.7	248.3	137.9	0	25	0	0	22101.9
10 BUTLER		23525.8	5991.9	1222.7	0	2992.2	0	0	33732.6
16 CLARION		0	8.5	10.2	0	0	0	0	18.7
20 CRAWFORD		0	22.1	816.4	0	0	0	0	838.5
25 ERIE		0	0	26.1	0	0	0	0	26.1
27 FOREST		0	0	48.4	0	0	0	0	48.4
32 INDIANA		0	76.1	0	0	0	0	0	76.1
37 LAWRENCE		190.7	5083.8	0	0	117.5	0	0	5392
43 MERCER		31284.3	1146.7	71.3	0	24.4	0	0	32526.7
61 VENANGO		12.6	393.1	338.1	0	498.5	0	0	1242.3
63 WASHINGTON		8	0	0	0	0	0	0	8
65 WESTMORELAND		967.1	126.3	1163.4	0	62.4	0	0	2319.2
<b>Waste Totals:</b>		<b>91974.9</b>	<b>24306.7</b>	<b>4033.8</b>	<b>0</b>	<b>5837.1</b>	<b>0</b>	<b>0</b>	<b>126152.5</b>

Disposal Facility: 100592, SOUTH HILLS LANDFILL INC

County/State that Generated Waste	Waste Type:	Municipal	Residual	Sewage Sludge	Processed Medical	Construction	WTE Ash Residue	Asbestos	Total
02 ALLEGHENY		8684.4	5824.4	248.1	0	9296.2	0	0	24053.1
07 BLAIR		0	1706.9	0	0	0	0	0	1706.9
26 FAYETTE		44.2	0	0	0	32	0	0	76.2
30 GREENE		0	503.8	0	0	0	0	0	503.8
63 WASHINGTON		2675.1	735.7	0	0	1039.2	0	0	4450
65 WESTMORELAND		0	0	0	0	31.4	0	0	31.4
OH OHIO		0	146.1	0	0	0	0	0	146.1
WV WEST VIRGINIA		0	392.5	0	0	0	1604.9	0	1997.4
<b>Waste Totals:</b>		<b>11403.7</b>	<b>9309.4</b>	<b>248.1</b>	<b>0</b>	<b>10398.8</b>	<b>1604.9</b>	<b>0</b>	<b>32964.9</b>



Please Use  
 Recycled Paper

Phone: 717-783-9258  
 Printed: 10/28/2016

Also visit our Internet WWW Site at: <http://www.dep.state.pa.us>

DISCLAIMER: While care has been taken in the preparation of this report, there is no warranty or guarantee as to the data, calculation or content accuracy. The Commonwealth reserves the right to update or change any data or presentation format without notice or liability.

Commonwealth of Pennsylvania  
 Department of Environmental Protection  
 Bureau of Waste Management  
 Division of Reporting and Fee Collection

-----  
 Landfill Waste Receipts  
 in Tons (2000 lbs.) of Waste

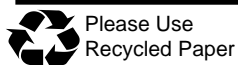
For Year:   Quarter:  
 2016       /     3

Disposal Facility: 100081, SOUTHERN ALLEGHENIES LANDFILL INC

County/State that Generated Waste	Waste Type:	Municipal	Residual	Sewage Sludge	Processed Medical	Construction	WTE Ash Residue	Asbestos	Total
03 ARMSTRONG		0	0	0	0	0	0	7.4	7.4
05 BEDFORD		12.1	63.3	0	0	0	0	42	117.4
07 BLAIR		11.1	164.3	0	0	0	0	0	175.4
11 CAMBRIA		6418.6	1796.6	41.8	0	1277	0	16.9	9550.9
14 CENTRE		0	4.2	0	0	0	0	0	4.2
56 SOMERSET		4742.8	242.7	471.6	0	295.8	0	0	5752.9
65 WESTMORELAND		50.5	7	0	0	6.4	0	11	74.9
MD MARYLAND		0	1.1	0	0	0	0	0	1.1
NY NEW YORK		12.7	0	0	0	0	0	133.4	146.1
<b>Waste Totals:</b>		<b>11247.8</b>	<b>2279.2</b>	<b>513.4</b>	<b>0</b>	<b>1579.2</b>	<b>0</b>	<b>210.7</b>	<b>15830.3</b>

Disposal Facility: 100277, TERVITA SANITARY LANDFILL

County/State that Generated Waste	Waste Type:	Municipal	Residual	Sewage Sludge	Processed Medical	Construction	WTE Ash Residue	Asbestos	Total
02 ALLEGHENY		8972.9	35.6	1434.7	0	2354.6	0	29.7	12827.5
03 ARMSTRONG		0	46.4	0	0	0	0	0	46.4
26 FAYETTE		4078	1234.5	185.3	0	1165.3	0	0	6663.1
30 GREENE		335.3	1389.1	0	0	124.5	0	0	1848.9
63 WASHINGTON		8294	3816	15.3	0	2526.3	0	124.6	14776.2
65 WESTMORELAND		5871.1	347.5	321.4	0	2552.4	0	0	9092.4
WV WEST VIRGINIA		71.8	684.2	0	0	14.3	0	0	770.3
<b>Waste Totals:</b>		<b>27623.1</b>	<b>7553.3</b>	<b>1956.7</b>	<b>0</b>	<b>8737.4</b>	<b>0</b>	<b>154.3</b>	<b>46024.8</b>



Please Use  
Recycled Paper

Phone: 717-783-9258  
 Printed: 10/28/2016

Also visit our Internet WWW Site at: <http://www.dep.state.pa.us>

DISCLAIMER: While care has been taken in the preparation of this report, there is no warranty or guarantee as to the data, calculation or content accuracy. The Commonwealth reserves the right to update or change any data or presentation format without notice or liability.

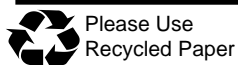
Commonwealth of Pennsylvania  
 Department of Environmental Protection  
 Bureau of Waste Management  
 Division of Reporting and Fee Collection

-----  
 Landfill Waste Receipts  
 in Tons (2000 lbs.) of Waste

For Year:   Quarter:  
 2016       /     3

Disposal Facility: 101494, TULLYTOWN RESOURCE RECOVERY FACILITY

County/State that Generated Waste	Waste Type:	Municipal	Residual	Sewage Sludge	Processed Medical	Construction	WTE Ash Residue	Asbestos	Total
02 ALLEGHENY		0	0	0	0	17.3	0	0	17.3
06 BERKS		21.2	0	0	0	0	0	0	21.2
09 BUCKS		15001	15596.9	0	149	1448.2	34890.2	7.9	67093.2
13 CARBON		3.5	0	0	0	0	0	0	3.5
15 CHESTER		0	0	0	0	59.9	0	0	59.9
22 DAUPHIN		0	0	0	0	17.3	0	0	17.3
23 DELAWARE		5832.7	5.4	0	0	66.3	0	11.4	5915.8
35 LACKAWANNA		0	0	0	0	0	14.3	0	14.3
39 LEHIGH		659.4	0.6	0	0	0	0	0.7	660.7
40 LUZERNE		1	0	0	0	0	0	0	1
45 MONROE		0.5	0	0	0	0	0	16.1	16.6
46 MONTGOMERY		5068.7	2300.8	0	65.7	105.1	0	3.5	7543.8
48 NORTHAMPTON		1.3	0	0	0	0	0	13.9	15.2
51 PHILADELPHIA		50757.2	3367.3	0	676.2	1728.6	0	107.3	56636.6
CT CONNECTICUT		0	148.6	0	0	0	0	0	148.6
DC DISRICT OF COLUMBIA		0	0	0	0	0	0	2.9	2.9
DE DELAWARE (ST)		0	0	0	0	246.8	0	20.9	267.7
MA MASSACHUSETTS		0	0	0	0	41.6	0	0	41.6
MD MARYLAND		0	0	0	0	0	0	10.2	10.2
NH NEW HAMPSHIRE		0	0	0	0	4.4	0	0	4.4
NJ NEW JERSEY		118945.5	54898.5	0	0	92641.5	16	987.6	267489.1
NY NEW YORK		103968.8	4819.9	0	28.2	5627.9	0	736.4	115181.2
<b>Waste Totals:</b>		<b>300260.8</b>	<b>81138</b>	<b>0</b>	<b>919.1</b>	<b>102004.9</b>	<b>34920.5</b>	<b>1918.8</b>	<b>521162.1</b>



Please Use  
Recycled Paper

Phone: 717-783-9258  
 Printed: 10/28/2016

Also visit our Internet WWW Site at: <http://www.dep.state.pa.us>

DISCLAIMER: While care has been taken in the preparation of this report, there is no warranty or guarantee as to the data, calculation or content accuracy. The Commonwealth reserves the right to update or change any data or presentation format without notice or liability.

Commonwealth of Pennsylvania  
 Department of Environmental Protection  
 Bureau of Waste Management  
 Division of Reporting and Fee Collection

-----  
 Landfill Waste Receipts  
 in Tons (2000 lbs.) of Waste

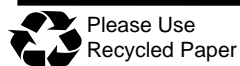
For Year:   Quarter:  
 2016       /     3

Disposal Facility: 100280, VALLEY LANDFILL

County/State that Generated Waste	Waste Type:	Municipal	Residual	Sewage Sludge	Processed Medical	Construction	WTE Ash Residue	Asbestos	Total
02 ALLEGHENY		5898.8	16687.9	285.2	0	2763.6	0	22	25657.5
03 ARMSTRONG		1751.8	0	0	0	118	0	0	1869.8
10 BUTLER		19.7	0	0	0	14.2	0	0.9	34.8
26 FAYETTE		120.7	0	0	0	26.1	0	0	146.8
32 INDIANA		2.6	31.8	0	0	22.6	0	8.5	65.5
65 WESTMORELAND		24025.1	3774.1	263.4	379.8	5181.1	0	6.5	33630
OH OHIO		0	64.1	0	0	0	0	0	64.1
WV WEST VIRGINIA		0	212.7	0	0	0	0	0	212.7
<b>Waste Totals:</b>		<b>31818.7</b>	<b>20770.6</b>	<b>548.6</b>	<b>379.8</b>	<b>8125.6</b>	<b>0</b>	<b>37.9</b>	<b>61681.2</b>

Disposal Facility: 100739, WESTERN BERKS COMMUNITY LANDFILL

County/State that Generated Waste	Waste Type:	Municipal	Residual	Sewage Sludge	Processed Medical	Construction	WTE Ash Residue	Asbestos	Total
06 BERKS		13359.9	5325.1	2666.5	0	1765.8	0	56.5	23173.8
09 BUCKS		4.8	0	0	0	0	0	122.1	126.9
13 CARBON		0	0	50.2	0	0	0	7.4	57.6
15 CHESTER		0	0	0	0	0	0	115.4	115.4
23 DELAWARE		0	38	0	0	0	0	0	38
25 ERIE		0	21.8	0	0	0	0	0	21.8
36 LANCASTER		0	0	0	0	0	0	4.1	4.1
38 LEBANON		18.4	0	0	0	0	0	0	18.4
39 LEHIGH		8431.5	4.3	0	0	0	0	0	8435.8
46 MONTGOMERY		2785.8	36	2088.9	0	480.1	0	405.2	5796
48 NORTHAMPTON		7924.3	0	0	0	4	0	3	7931.3
49 NORTHUMBERLAND		0	0	11.7	0	0	0	0	11.7
51 PHILADELPHIA		0	153.6	0	0	0	0	287.9	441.5
54 SCHUYLKILL		0	0	0	0	4.6	0	0.2	4.8
MD MARYLAND		0	0	11.2	0	0	0	0	11.2
NJ NEW JERSEY		0	8803.9	0	0	0	0	396.8	9200.7
<b>Waste Totals:</b>		<b>32524.7</b>	<b>14382.7</b>	<b>4828.5</b>	<b>0</b>	<b>2254.5</b>	<b>0</b>	<b>1398.6</b>	<b>55389</b>



Please Use  
Recycled Paper

Phone: 717-783-9258  
 Printed: 10/28/2016

Also visit our Internet WWW Site at: <http://www.dep.state.pa.us>

DISCLAIMER: While care has been taken in the preparation of this report, there is no warranty or guarantee as to the data, calculation or content accuracy. The Commonwealth reserves the right to update or change any data or presentation format without notice or liability.

Commonwealth of Pennsylvania  
 Department of Environmental Protection  
 Bureau of Waste Management  
 Division of Reporting and Fee Collection

-----  
 Landfill Waste Receipts  
 in Tons (2000 lbs.) of Waste

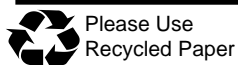
For Year:   Quarter:  
 2016       /     3

Disposal Facility: 400633, WHEELABRATOR FALLS INC

County/State that Generated Waste	Waste Type:	Municipal	Residual	Sewage Sludge	Processed Medical	Construction	WTE Ash Residue	Asbestos	Total
06 BERKS		0	91	0	0	0	0	0	91
09 BUCKS		40211.7	61	0	0	3282.3	0	0	43555
13 CARBON		0	117	0	0	0	0	0	117
15 CHESTER		0	7.8	0	0	0	0	0	7.8
22 DAUPHIN		0	49.2	0	0	0	0	0	49.2
23 DELAWARE		0	98	0	0	0	0	0	98
38 LEBANON		0	578.5	0	0	0	0	0	578.5
39 LEHIGH		0	101.4	0	0	0	0	0	101.4
40 LUZERNE		0	101.1	0	0	0	0	0	101.1
46 MONTGOMERY		1251.6	143.7	0	0	0	0	0	1395.3
51 PHILADELPHIA		33607.2	9.7	0	0	4.9	0	0	33621.8
67 YORK		0	22.5	0	0	0	0	0	22.5
CT CONNECTICUT		0	2.3	0	0	0	0	0	2.3
DE DELAWARE (ST)		0	159.5	0	0	0	0	0	159.5
MA MASSACHUSETTS		0	80.3	0	0	0	0	0	80.3
NJ NEW JERSEY		49547	1639.3	0	0	0	0	0	51186.3
NY NEW YORK		863.1	112.6	0	0	0	0	0	975.7
<b>Waste Totals:</b>		<b>125480.6</b>	<b>3374.9</b>	<b>0</b>	<b>0</b>	<b>3287.2</b>	<b>0</b>	<b>0</b>	<b>132142.7</b>

Disposal Facility: 400561, YORK COUNTY RESOURCE RECOVERY CENTER

County/State that Generated Waste	Waste Type:	Municipal	Residual	Sewage Sludge	Processed Medical	Construction	WTE Ash Residue	Asbestos	Total
01 ADAMS		3065.6	201.6	0	0	132	0	0	3399.2
06 BERKS		881.9	0	0	0	0	0	0	881.9
21 CUMBERLAND		6686	582.5	0	0	37.5	0	0	7306
22 DAUPHIN		13.7	0	0	0	0	0	0	13.7
28 FRANKLIN		16.6	0	0	0	0	0	0	16.6
38 LEBANON		0	107.4	0	0	0	0	0	107.4
44 MIFFLIN		0	105.3	0	0	0	0	0	105.3
51 PHILADELPHIA		3079.5	0	0	0	0	0	0	3079.5
67 YORK		78705.9	4192.8	0	0	3908.3	0	0	86807
MD MARYLAND		8069.5	0	0	0	0	0	0	8069.5
<b>Waste Totals:</b>		<b>100518.7</b>	<b>5189.6</b>	<b>0</b>	<b>0</b>	<b>4077.8</b>	<b>0</b>	<b>0</b>	<b>109786.1</b>



Please Use  
Recycled Paper

Phone: 717-783-9258  
 Printed: 10/28/2016

Also visit our Internet WWW Site at: <http://www.dep.state.pa.us>

DISCLAIMER: While care has been taken in the preparation of this report, there is no warranty or guarantee as to the data, calculation or content accuracy. The Commonwealth reserves the right to update or change any data or presentation format without notice or liability.