

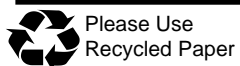
Commonwealth of Pennsylvania
 Department of Environmental Protection
 Bureau of Waste Management
 Division of Reporting and Fee Collection

 Landfill Waste Receipts
 in Tons (2000 lbs.) of Waste

For Year: Quarter:
 2016 / 2

Disposal Facility: 100419, ADVANCED DISPOSAL SERVICES CHESTNUT VALLEY LANDFILL INC

County/State that Generated Waste	Waste Type:	Municipal	Residual	Sewage Sludge	Processed Medical	Construction	WTE Ash Residue	Asbestos	Total
02 ALLEGHENY		168.7	0	0	0	0.4	0	2.4	171.5
26 FAYETTE		14915.8	1355.3	1268.2	0	2257.9	0	4.5	19801.7
30 GREENE		3269	12804.1	368.2	0	2004.2	0	0	18445.5
56 SOMERSET		148.7	0	0	0	0	0	0	148.7
63 WASHINGTON		1257.8	9585.1	44.1	0	17.9	0	0	10904.9
65 WESTMORELAND		1042.9	74.5	0	0	21.8	0	0	1139.2
WV WEST VIRGINIA		916.1	225.1	0	0	248.9	0	86.7	1476.8
Waste Totals:		21719	24044.1	1680.5	0	4551.1	0	93.6	52088.3



Please Use
Recycled Paper

Phone: 717-783-9258
 Printed: 2/24/2017

Also visit our Internet WWW Site at: <http://www.dep.state.pa.us>

DISCLAIMER: While care has been taken in the preparation of this report, there is no warranty or guarantee as to the data, calculation or content accuracy. The Commonwealth reserves the right to update or change any data or presentation format without notice or liability.

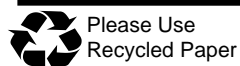
Commonwealth of Pennsylvania
 Department of Environmental Protection
 Bureau of Waste Management
 Division of Reporting and Fee Collection

 Landfill Waste Receipts
 in Tons (2000 lbs.) of Waste

For Year: Quarter:
 2016 / 2

Disposal Facility: 101397, ADVANCED DISPOSAL SERVICES GREENTREE LANDFILL LLC.

County/State that Generated Waste	Waste Type:	Municipal	Residual	Sewage Sludge	Processed Medical	Construction	WTE Ash Residue	Asbestos	Total
03 ARMSTRONG		0	76.3	11.8	0	0	0	0	88.1
07 BLAIR		19657.6	2141.8	160.7	0	2	0	1.4	21963.5
09 BUCKS		0	500.5	0	0	2454.9	0	0	2955.4
10 BUTLER		0	3.1	0	0	0	0	0	3.1
11 CAMBRIA		0	0	0	0	43.9	0	0	43.9
12 CAMERON		695.6	309.4	94.6	0	259.8	0	0	1359.4
14 CENTRE		25311.4	843.7	213.8	0	4.6	22.8	14.3	26410.6
16 CLARION		9482.1	8469.1	60.4	0	33.3	0	21.3	18066.2
17 CLEARFIELD		11247.6	2772.1	805.6	0	3528.3	0	6.7	18360.3
20 CRAWFORD		0	199.5	598.7	0	0	55	0	853.2
22 DAUPHIN		0	0	0	0	39.2	0	0	39.2
23 DELAWARE		6.7	0	350.6	0	0	0	0	357.3
24 ELK		2480	3753	1297.1	0	965.4	0	0	8495.5
25 ERIE		0	55.5	0	0	0	0	0	55.5
27 FOREST		9.4	248.5	0	0	0	0	0	257.9
31 HUNTINGDON		0	5.5	70.2	0	0	5.2	1.5	82.4
32 INDIANA		0.5	0	0	0	2.8	0	0	3.3
33 JEFFERSON		5110.7	1441.3	277.8	0	604.1	0	11	7444.9
41 LYCOMING		0	18	0	0	0	0	0	18
42 MCKEAN		9.5	630.8	0	0	6.4	573.1	3.6	1223.4
43 MERCER		0	0.9	0	0	0	0	0	0.9
45 MONROE		0	9.8	0	0	0	0	0	9.8
53 POTTER		0	224.8	0	0	0	0	0	224.8
59 TIOGA		0	0.4	0	0	0	0	0	0.4
61 VENANGO		0.9	106	147.3	0	0	0	0	254.2
62 WARREN		7785.5	1140.5	441	0	0	0	0.9	9367.9
CT CONNECTICUT		0	14.5	0	0	0	0	1	15.5
DE DELAWARE (ST)		0	210.4	1015.1	0	0	0	0	1225.5
NJ NEW JERSEY		7772.1	5105.3	6859.4	0	0	42.4	45.2	19824.4
NY NEW YORK		4411.8	554.4	21898.9	0	138.9	2.5	47.1	27053.6
Waste Totals:		93981.4	28835.1	34303	0	8083.6	701	154	166058.1



Commonwealth of Pennsylvania
 Department of Environmental Protection
 Bureau of Waste Management
 Division of Reporting and Fee Collection

 Landfill Waste Receipts
 in Tons (2000 lbs.) of Waste

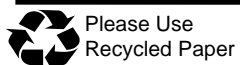
For Year: Quarter:
 2016 / 2

Disposal Facility: 100933, ALLIANCE SANITARY LANDFILL INC

County/State that Generated Waste	Waste Type:	Municipal	Residual	Sewage Sludge	Processed Medical	Construction	WTE Ash Residue	Asbestos	Total
08 BRADFORD		0	560.3	0	0	0	0	0	560.3
13 CARBON		39.8	0	0	0	0	0	0	39.8
35 LACKAWANNA		10471	1139.1	51.8	198	1355.4	0	0.5	13215.8
40 LUZERNE		19905.3	1397.2	4730.4	0	1333.8	0	655.8	28022.5
45 MONROE		6213.4	373.9	0	0	131.9	0	0	6719.2
48 NORTHAMPTON		0	17.4	0	0	0	0	0	17.4
52 PIKE		2958.4	13.4	0	0	4.6	0	0	2976.4
54 SCHUYLKILL		0	14	0	0	0	0	0	14
58 SUSQUEHANNA		1106.3	1083.7	137.5	0	114.7	0	0	2442.2
64 WAYNE		4095.7	54	0	0	32.3	0	0	4182
66 WYOMING		1324.3	6.3	0	0	124.7	0	0	1455.3
67 YORK		38.8	0	0	0	0	0	0	38.8
MD MARYLAND		0	0	0	0	0	0	29.7	29.7
NJ NEW JERSEY		0	0	0	0	0	0	335.5	335.5
NY NEW YORK		804.8	0	217.2	0	0	0	54.6	1076.6
Waste Totals:		46957.8	4659.3	5136.9	198	3097.4	0	1076.1	61125.5

Disposal Facility: 100172, ARDEN LANDFILL INC.

County/State that Generated Waste	Waste Type:	Municipal	Residual	Sewage Sludge	Processed Medical	Construction	WTE Ash Residue	Asbestos	Total
02 ALLEGHENY		18627.1	1603.9	0	0	1661.3	0	0	21892.3
04 BEAVER		18671.4	146.2	121.3	0	415	0	0	19353.9
10 BUTLER		39.1	11.4	0	0	29.4	0	0	79.9
26 FAYETTE		199.4	11.6	0	0	2.3	0	0	213.3
30 GREENE		1355	1855.8	0	0	631.8	0	0	3842.6
63 WASHINGTON		15010	22942.7	2054.6	131.3	3342.4	0	0	43481
65 WESTMORELAND		8.5	11.3	0	0	0	0	0	19.8
KY KENTUCKY		0	41.4	0	0	0	0	0	41.4
OH OHIO		747.8	1944.5	0	0	59.8	0	0	2752.1
WV WEST VIRGINIA		678.4	10680	0	0	689.9	4169.5	0	16217.8
Waste Totals:		55336.7	39248.8	2175.9	131.3	6831.9	4169.5	0	107894.1



Please Use
Recycled Paper

Phone: 717-783-9258
 Printed: 2/24/2017

Also visit our Internet WWW Site at: <http://www.dep.state.pa.us>

DISCLAIMER: While care has been taken in the preparation of this report, there is no warranty or guarantee as to the data, calculation or content accuracy. The Commonwealth reserves the right to update or change any data or presentation format without notice or liability.

Commonwealth of Pennsylvania
 Department of Environmental Protection
 Bureau of Waste Management
 Division of Reporting and Fee Collection

 Landfill Waste Receipts
 in Tons (2000 lbs.) of Waste

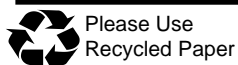
For Year: Quarter:
 2016 / 2

Disposal Facility: 100020, BETHLEHEM LANDFILL

County/State that Generated Waste	Waste Type:	Municipal	Residual	Sewage Sludge	Processed Medical	Construction	WTE Ash Residue	Asbestos	Total
06 BERKS		0	0	0	0	193.1	0	0	193.1
09 BUCKS		1864.7	353.3	0	0	141.9	0	0	2359.9
39 LEHIGH		7092.3	632.1	0	0	1058.1	0	0	8782.5
46 MONTGOMERY		0	29.1	0	0	17	0	0	46.1
48 NORTHAMPTON		16311.6	118.5	0	0	1995.6	0	0	18425.7
51 PHILADELPHIA		0	0	0	0	345	0	0	345
NJ NEW JERSEY		12784.4	171.1	0	0	3594.7	0	847.8	17398
NY NEW YORK		9594.9	0	0	0	851.8	0	8	10454.7
Waste Totals:		47647.9	1304.1	0	0	8197.2	0	855.8	58005

Disposal Facility: 101243, BRADFORD COUNTY SANITARY LANDFILL

County/State that Generated Waste	Waste Type:	Municipal	Residual	Sewage Sludge	Processed Medical	Construction	WTE Ash Residue	Asbestos	Total
08 BRADFORD		6011.3	4160.8	256.7	0	2695.1	0	15.6	13139.5
41 LYCOMING		0.2	19.4	0	0	0	0	0	19.6
52 PIKE		0.1	0	0	0	0	0	0	0.1
53 POTTER		1.3	0	0	0	8.4	0	0	9.7
57 SULLIVAN		893.7	0	11.7	0	171	0	0	1076.4
58 SUSQUEHANNA		275.3	0	0	0	24.4	0	0	299.7
59 TIOGA		4672.2	4325.7	364.5	0	222.9	0	0	9585.3
66 WYOMING		871.1	1918.2	0	0	330.8	0	0	3120.1
Waste Totals:		12725.2	10424.1	632.9	0	3452.6	0	15.6	27250.4



Please Use
Recycled Paper

Phone: 717-783-9258
 Printed: 2/24/2017

Also visit our Internet WWW Site at: <http://www.dep.state.pa.us>

DISCLAIMER: While care has been taken in the preparation of this report, there is no warranty or guarantee as to the data, calculation or content accuracy. The Commonwealth reserves the right to update or change any data or presentation format without notice or liability.

Commonwealth of Pennsylvania
 Department of Environmental Protection
 Bureau of Waste Management
 Division of Reporting and Fee Collection

 Landfill Waste Receipts
 in Tons (2000 lbs.) of Waste

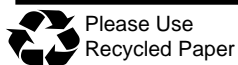
For Year: Quarter:
 2016 / 2

Disposal Facility: 100361, Casella McKean County Landfill

County/State that Generated Waste	Waste Type:	Municipal	Residual	Sewage Sludge	Processed Medical	Construction	WTE Ash Residue	Asbestos	Total
08 BRADFORD		0	165.5	0	0	0	0	0	165.5
12 CAMERON		0	178.9	0	0	63.4	0	0	242.3
24 ELK		2022.8	5190.1	475.3	0	835.4	0	0	8523.6
27 FOREST		35.5	0	0	0	40.5	0	0	76
42 MCKEAN		3906.3	3227.9	890	0	2306.3	762.6	5.3	11098.4
53 POTTER		0	29.9	26.9	0	0	0	0	56.8
58 SUSQUEHANNA		0	232.4	0	0	0	0	0	232.4
62 WARREN		19.5	0	60	0	145.4	0	0	224.9
CT CONNECTICUT		32.9	0	0	0	0	0	0	32.9
Waste Totals:		6017	9024.7	1452.2	0	3391	762.6	5.3	20652.8

Disposal Facility: 100944, CHESTER COUNTY SWA LANCHESTER LANDFILL

County/State that Generated Waste	Waste Type:	Municipal	Residual	Sewage Sludge	Processed Medical	Construction	WTE Ash Residue	Asbestos	Total
06 BERKS		3322.1	2243.9	0	0	1763.6	1613.9	0	8943.5
09 BUCKS		0	0	0	0	0	9411.2	0	9411.2
15 CHESTER		53402.9	1272.5	1164.6	0	6541.9	0	0.2	62382.1
22 DAUPHIN		0	0	0	0	2.3	0	0	2.3
23 DELAWARE		3.7	0	0	0	0	0	0	3.7
36 LANCASTER		74.2	173.3	8.2	0	132	0	0.1	387.8
38 LEBANON		0	11.3	0	0	0	0	0	11.3
46 MONTGOMERY		559.5	97.5	0	0	74.3	14679.8	0	15411.1
51 PHILADELPHIA		0	0	0	0	1985.4	0	0	1985.4
NJ NEW JERSEY		0	513.1	0	0	0	0	0	513.1
Waste Totals:		57362.4	4311.6	1172.8	0	10499.5	25704.9	0.3	99051.5



Please Use
Recycled Paper

Phone: 717-783-9258
 Printed: 2/24/2017

Also visit our Internet WWW Site at: <http://www.dep.state.pa.us>

DISCLAIMER: While care has been taken in the preparation of this report, there is no warranty or guarantee as to the data, calculation or content accuracy. The Commonwealth reserves the right to update or change any data or presentation format without notice or liability.

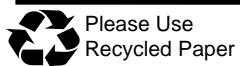
Commonwealth of Pennsylvania
 Department of Environmental Protection
 Bureau of Waste Management
 Division of Reporting and Fee Collection

 Landfill Waste Receipts
 in Tons (2000 lbs.) of Waste

For Year: Quarter:
 2016 / 2

Disposal Facility: 100022, CHRIN BROTHERS SANITARY LANDFILL

County/State that Generated Waste	Waste Type:	Municipal	Residual	Sewage Sludge	Processed Medical	Construction	WTE Ash Residue	Asbestos	Total
06 BERKS		0	0	0	0	20.4	0	0	20.4
09 BUCKS		1978.8	256.6	0	0	542.6	0	1.1	2779.1
13 CARBON		125.6	0	0	0	35.6	0	9.7	170.9
39 LEHIGH		9160.4	259	0	0	3286.2	0	47.2	12752.8
45 MONROE		0	0	0	0	19.5	0	1.2	20.7
46 MONTGOMERY		0	0	0	0	8.9	0	0	8.9
48 NORTHAMPTON		16921.4	1886.5	1709.5	0	7564	0	21.6	28103
52 PIKE		0	0	0	0	82	0	0	82
64 WAYNE		0	0	0	0	4.8	0	0	4.8
NJ NEW JERSEY		2259.7	27	0	0	2203.4	0	111	4601.1
Waste Totals:		30445.9	2429.1	1709.5	0	13767.4	0	191.8	48543.7



Please Use
Recycled Paper

Phone: 717-783-9258
 Printed: 2/24/2017

Also visit our Internet WWW Site at: <http://www.dep.state.pa.us>

DISCLAIMER: While care has been taken in the preparation of this report, there is no warranty or guarantee as to the data, calculation or content accuracy. The Commonwealth reserves the right to update or change any data or presentation format without notice or liability.

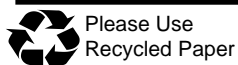
Commonwealth of Pennsylvania
 Department of Environmental Protection
 Bureau of Waste Management
 Division of Reporting and Fee Collection

 Landfill Waste Receipts
 in Tons (2000 lbs.) of Waste

For Year: Quarter:
 2016 / 2

Disposal Facility: 100955, CLINTON COUNTY SWA WAYNE TOWNSHIP LANDFILL

County/State that Generated Waste	Waste Type:	Municipal	Residual	Sewage Sludge	Processed Medical	Construction	WTE Ash Residue	Asbestos	Total
01 ADAMS		0	0	0	0	0	0	1.2	1.2
02 ALLEGHENY		0	0	0	0	0	0	0.1	0.1
07 BLAIR		0	1325.1	0	0	118.3	0	61.2	1504.6
08 BRADFORD		1.6	0	0	0	0	0	0	1.6
11 CAMBRIA		0	0	0	0	0	0	0.3	0.3
12 CAMERON		0	0	0	0	0	0	1	1
14 CENTRE		797.4	137.5	713.4	0	27.3	0	62.3	1737.9
17 CLEARFIELD		632.6	0	0	0	2.1	0	1.6	636.3
18 CLINTON		7657.7	1609.9	857.4	0	1978.5	0	7.7	12111.2
19 COLUMBIA		0	1522	0	0	187.7	0	0	1709.7
24 ELK		0	7.9	0	0	0	0	0	7.9
28 FRANKLIN		0	1.3	0	0	0	0	2.6	3.9
31 HUNTINGDON		7	3.7	0	0	27.8	0	0	38.5
33 JEFFERSON		0	0	0	0	0	0	0.1	0.1
34 JUNIATA		2400.3	1081.8	0	0	159.3	0	0	3641.4
35 LACKAWANNA		0.1	0	0	0	0	0	23.6	23.7
39 LEHIGH		0	0	0	0	3.2	0	0	3.2
40 LUZERNE		4943.6	437.6	62	0	287.5	0	191.4	5922.1
41 LYCOMING		4571.1	1551.9	98.4	0	1749.8	0	2.8	7974
42 MCKEAN		0	0	0	0	0	0	1	1
44 MIFFLIN		5108.8	350.7	191.3	0	1225.9	0	46.6	6923.3
45 MONROE		0	0	0	0	0	0	0.6	0.6
46 MONTGOMERY		0	0	0	0	0	0	0.6	0.6
47 MONTOUR		3.9	0	0	0	49.2	0	0	53.1
49 NORTHUMBERLAND		1650.6	56	659.7	0	210.3	0	0	2576.6
50 PERRY		1873.4	0	0	0	57.3	0	0	1930.7
53 POTTER		0	0	0	0	0	0	0.1	0.1
55 SNYDER		1012.7	21.3	0	0	88.6	0	0	1122.6
56 SOMERSET		0	0	0	0	0	0	3.2	3.2
57 SULLIVAN		0	0	0	0	70.8	0	0	70.8
58 SUSQUEHANNA		0	0	0	0	0	0	2.6	2.6
59 TIOGA		1.4	347.4	0	0	0	0	0.2	349
60 UNION		94.6	0	0	0	174.6	0	1.9	271.1
62 WARREN		0	0	0	0	0	0	0.2	0.2
64 WAYNE		0	0	0	0	0	0	1.7	1.7



Please Use
Recycled Paper

Phone: 717-783-9258
 Printed: 2/24/2017

Also visit our Internet WWW Site at: <http://www.dep.state.pa.us>

DISCLAIMER: While care has been taken in the preparation of this report, there is no warranty or guarantee as to the data, calculation or content accuracy. The Commonwealth reserves the right to update or change any data or presentation format without notice or liability.

Commonwealth of Pennsylvania
 Department of Environmental Protection
 Bureau of Waste Management
 Division of Reporting and Fee Collection

 Landfill Waste Receipts
 in Tons (2000 lbs.) of Waste

For Year: Quarter:
 2016 / 2

67 YORK	0	0	0	0	19.6	0	0	19.6
DE DELAWARE (ST)	0	0	20.2	0	0	0	0	20.2
NJ NEW JERSEY	105.9	0	0	0	0	0	0	105.9
NY NEW YORK	0	0	1412	0	0	0	0	1412
Waste Totals:	30862.7	8454.1	4014.4	0	6437.8	0	414.6	50183.6

Disposal Facility: 101615, COMMONWEALTH ENVIRONMENTAL SYSTEMS LANDFILL

County/State that Generated Waste	Waste Type:	Municipal	Residual	Sewage Sludge	Processed Medical	Construction	WTE Ash Residue	Asbestos	Total
06 BERKS		2553.2	1156.6	42.7	0	11401.1	0	0	15153.6
09 BUCKS		0	257.1	0	0	0	0	0	257.1
13 CARBON		4763.4	28.4	0	0	284.4	0	0	5076.2
19 COLUMBIA		0	0	0	0	12.4	0	0	12.4
21 CUMBERLAND		0	0	0	0	4.3	0	0	4.3
22 DAUPHIN		0	285.8	4.2	0	315.7	0	0	605.7
38 LEBANON		0	317.8	0	0	0	0	0	317.8
39 LEHIGH		7923.4	0	0	0	40.8	0	0	7964.2
40 LUZERNE		7059	1345.5	717.3	70.3	227	0	0	9419.1
46 MONTGOMERY		94.1	0	0	0	0	0	0	94.1
48 NORTHAMPTON		0	0	0	0	37.7	0	0	37.7
49 NORTHUMBERLAND		8857.4	208	0	0	10.6	0	0	9076
51 PHILADELPHIA		47.8	0	0	0	225.8	0	0	273.6
54 SCHUYLKILL		35674.2	4717.6	1370	28.9	1589	0	1.4	43381.1
NJ NEW JERSEY		38065.4	846.6	0	0	27574.7	0	0	66486.7
NY NEW YORK		28502.9	0	5448	0	2352	0	0	36302.9
Waste Totals:		133540.8	9163.4	7582.2	99.2	44075.5	0	1.4	194462.5

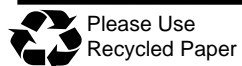
Commonwealth of Pennsylvania
 Department of Environmental Protection
 Bureau of Waste Management
 Division of Reporting and Fee Collection

 Landfill Waste Receipts
 in Tons (2000 lbs.) of Waste

For Year: Quarter:
 2016 / 2

Disposal Facility: 101509, CONNESTOGA LANDFILL

County/State that Generated Waste	Waste Type:	Municipal	Residual	Sewage Sludge	Processed Medical	Construction	WTE Ash Residue	Asbestos	Total
06 BERKS		26632	6281.5	123.9	3815.9	164.3	0	30.3	37047.9
09 BUCKS		31361	339	0	0	50.4	0	10.5	31760.9
13 CARBON		23.7	0	0	0	0	0	0	23.7
15 CHESTER		0	2110.9	0	0	0	0	4	2114.9
22 DAUPHIN		0	20.2	0	0	0	0	0	20.2
23 DELAWARE		0	2170.3	0	22.9	9.7	0	98	2300.9
36 LANCASTER		0	1434.4	0	0	0	0	0	1434.4
38 LEBANON		0	536.5	0	0	0	0	0	536.5
39 LEHIGH		4067.1	1842.2	0	0	23.6	0	3.2	5936.1
40 LUZERNE		0	0	0	0	0	0	1.8	1.8
46 MONTGOMERY		7803.3	9747.3	0	0	1301.8	0	235.2	19087.6
48 NORTHAMPTON		0	6.6	0	0	20.6	0	0	27.2
51 PHILADELPHIA		9924.9	6604	0	55.6	3653	0	113.2	20350.7
CT CONNECTICUT		0	0	0	0	0	0	47	47
DE DELAWARE (ST)		0	1403.8	0	0	0	0	0	1403.8
MD MARYLAND		0	41.6	0	0	0	0	0	41.6
NJ NEW JERSEY		68859.2	1317.2	0	0	9576.7	0	7177	86930.1
NY NEW YORK		1731.6	6008.3	0	0	62.3	0	1.7	7803.9
Waste Totals:		150402.8	39863.8	123.9	3894.4	14862.4	0	7721.9	216869.2



Please Use
Recycled Paper

Phone: 717-783-9258
 Printed: 2/24/2017

Also visit our Internet WWW Site at: <http://www.dep.state.pa.us>

DISCLAIMER: While care has been taken in the preparation of this report, there is no warranty or guarantee as to the data, calculation or content accuracy. The Commonwealth reserves the right to update or change any data or presentation format without notice or liability.

Commonwealth of Pennsylvania
 Department of Environmental Protection
 Bureau of Waste Management
 Division of Reporting and Fee Collection

 Landfill Waste Receipts
 in Tons (2000 lbs.) of Waste

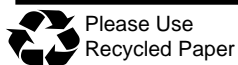
For Year: Quarter:
 2016 / 2

Disposal Facility: 400593, COVANTA DELAWARE VALLEY

County/State that Generated Waste	Waste Type:	Municipal	Residual	Sewage Sludge	Processed Medical	Construction	WTE Ash Residue	Asbestos	Total
15 CHESTER		0	4.6	0	0	0	0	0	4.6
23 DELAWARE		103549	528.8	0	0	0	0	0	104077.8
39 LEHIGH		0	407.4	0	0	0	0	0	407.4
51 PHILADELPHIA		94200.8	713.2	0	0	0	0	0	94914
DE DELAWARE (ST)		3498.3	560.3	0	0	0	0	0	4058.6
MD MARYLAND		9776.1	37.4	0	0	0	0	0	9813.5
NC NORTH CAROLINA		0	2558.4	0	0	0	0	0	2558.4
NJ NEW JERSEY		40982.5	982.8	0	0	0	0	0	41965.3
NY NEW YORK		70042	0	0	0	0	0	0	70042
PR PUERTO RICO		0	242.9	0	0	0	0	0	242.9
VA VIRGINIA		616.5	468.9	0	0	0	0	0	1085.4
Waste Totals:		322665.2	6504.7	0	0	0	0	0	329169.9

Disposal Facility: 400558, COVANTA PLYMOUTH RENEWABLE ENERGY

County/State that Generated Waste	Waste Type:	Municipal	Residual	Sewage Sludge	Processed Medical	Construction	WTE Ash Residue	Asbestos	Total
06 BERKS		225.5	43.7	0	0	0	0	0	269.2
09 BUCKS		10090.1	457.8	0	0	0	0	0	10547.9
15 CHESTER		178.4	116.1	0	0	0	0	0	294.5
23 DELAWARE		2007.7	0	0	0	0	0	0	2007.7
39 LEHIGH		1388.4	1292.1	0	0	0	0	0	2680.5
46 MONTGOMERY		77665.4	2071.6	0	0	0	0	0	79737
48 NORTHAMPTON		0	173.6	0	0	0	0	0	173.6
51 PHILADELPHIA		9150.8	63.9	0	0	0	0	0	9214.7
Waste Totals:		100706.3	4218.8	0	0	0	0	0	104925.1



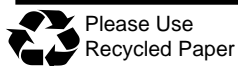
Commonwealth of Pennsylvania
 Department of Environmental Protection
 Bureau of Waste Management
 Division of Reporting and Fee Collection

 Landfill Waste Receipts
 in Tons (2000 lbs.) of Waste

For Year: Quarter:
 2016 / 2

Disposal Facility: 100945, CUMBERLAND COUNTY LANDFILL

County/State that Generated Waste	Waste Type:	Municipal	Residual	Sewage Sludge	Processed Medical	Construction	WTE Ash Residue	Asbestos	Total
01 ADAMS		2216	60.9	0	0	32.2	0	8.9	2318
05 BEDFORD		7753.5	62.7	0	0	0	0	106	7922.2
06 BERKS		46.2	0	0	0	1893.3	0	0	1939.5
09 BUCKS		0	77.4	38.6	0	0	0	0	116
21 CUMBERLAND		8676.2	4169.2	377.3	0	12156.4	0	66.9	25446
22 DAUPHIN		0	415.9	164.3	0	418.3	0	302.4	1300.9
28 FRANKLIN		903.5	112.6	42.4	0	62.6	0	34.7	1155.8
31 HUNTINGDON		6977.4	437.4	0	0	3.8	0	0	7418.6
34 JUNIATA		17.4	442.1	0	0	202.1	0	0	661.6
36 LANCASTER		0	0	130.4	0	0	0	0	130.4
38 LEBANON		0	2654.9	0	0	0	0	0	2654.9
39 LEHIGH		416.8	0	0	0	0	0	0	416.8
46 MONTGOMERY		0	146.7	253.8	0	99.8	0	0	500.3
48 NORTHAMPTON		66.8	0	0	0	0	0	0	66.8
50 PERRY		422	0	188.7	0	676.6	0	0	1287.3
55 SNYDER		0	0	0	0	0	0	11.5	11.5
60 UNION		0	0	0	0	0	0	3.8	3.8
67 YORK		0	3946	238.2	0	87.9	0	0	4272.1
CT CONNECTICUT		0	389.8	0	0	0	0	0	389.8
DE DELAWARE (ST)		0	0	4748.7	0	0	0	2527.8	7276.5
MD MARYLAND		26167.9	378.8	2938	0	82.2	0	9.7	29576.6
NJ NEW JERSEY		57357.3	1002.7	0	0	0	0	221.4	58581.4
NY NEW YORK		0	0	10520.9	0	0	0	4.8	10525.7
VA VIRGINIA		0	0	0	0	0	0	749.4	749.4
Waste Totals:		111021	14297.1	19641.3	0	15715.2	0	4047.3	164721.9



Please Use
Recycled Paper

Phone: 717-783-9258
 Printed: 2/24/2017

Also visit our Internet WWW Site at: <http://www.dep.state.pa.us>

DISCLAIMER: While care has been taken in the preparation of this report, there is no warranty or guarantee as to the data, calculation or content accuracy. The Commonwealth reserves the right to update or change any data or presentation format without notice or liability.

Commonwealth of Pennsylvania
 Department of Environmental Protection
 Bureau of Waste Management
 Division of Reporting and Fee Collection

 Landfill Waste Receipts
 in Tons (2000 lbs.) of Waste

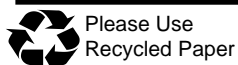
For Year: Quarter:
 2016 / 2

Disposal Facility: 100345, DELAWARE COUNTY SWA ROLLING HILLS LANDFILL

County/State that Generated Waste	Waste Type:	Municipal	Residual	Sewage Sludge	Processed Medical	Construction	WTE Ash Residue	Asbestos	Total
06 BERKS		14294.4	6660.9	43.9	0	1864.4	0	0	22863.6
09 BUCKS		0	0	0	0	9729.5	0	0	9729.5
15 CHESTER		23.8	0	0	0	13.9	0	0	37.7
23 DELAWARE		308.6	0	0	0	0	103795.5	0	104104.1
46 MONTGOMERY		3075.3	474.9	0	0	7160	11862.3	0	22572.5
51 PHILADELPHIA		0	0	0	0	7725.3	0	0	7725.3
NJ NEW JERSEY		0	11624.1	0	0	656	355	0	12635.1
Waste Totals:		17702.1	18759.9	43.9	0	27149.1	116012.8	0	179667.8

Disposal Facility: 100434, EVERGREEN LANDFILL

County/State that Generated Waste	Waste Type:	Municipal	Residual	Sewage Sludge	Processed Medical	Construction	WTE Ash Residue	Asbestos	Total
02 ALLEGHENY		0	0	0	0	2.9	0	0	2.9
03 ARMSTRONG		2969.3	164.6	18.5	0	203.2	0	0	3355.6
11 CAMBRIA		0.1	1.9	0	0	15.2	0	0	17.2
26 FAYETTE		0	0	0	0	2.6	0	0	2.6
32 INDIANA		10200	4161	530.3	0	1993.1	0	0	16884.4
33 JEFFERSON		483.6	0	223.9	0	10.6	0	0	718.1
65 WESTMORELAND		4738.6	949.4	405.4	0	216.1	0	0	6309.5
WV WEST VIRGINIA		0	184.5	0	0	0	0	0	184.5
Waste Totals:		18391.6	5461.4	1178.1	0	2443.7	0	0	27474.8



Please Use
Recycled Paper

Phone: 717-783-9258
 Printed: 2/24/2017

Also visit our Internet WWW Site at: <http://www.dep.state.pa.us>

DISCLAIMER: While care has been taken in the preparation of this report, there is no warranty or guarantee as to the data, calculation or content accuracy. The Commonwealth reserves the right to update or change any data or presentation format without notice or liability.

Commonwealth of Pennsylvania
 Department of Environmental Protection
 Bureau of Waste Management
 Division of Reporting and Fee Collection

 Landfill Waste Receipts
 in Tons (2000 lbs.) of Waste

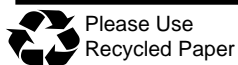
For Year: Quarter:
 2016 / 2

Disposal Facility: 101680, G.R.O.W.S. NORTH

County/State that Generated Waste	Waste Type:	Municipal	Residual	Sewage Sludge	Processed Medical	Construction	WTE Ash Residue	Asbestos	Total
06 BERKS		2.8	74.8	0	0	0	0	0	77.6
09 BUCKS		5983.9	13094.8	2645.6	8	993.9	104.5	0	22830.7
13 CARBON		1.5	0	0	0	0	0	0	1.5
15 CHESTER		0	15.8	0	0	0	0	0	15.8
21 CUMBERLAND		9.3	0	0	0	0	0	0	9.3
23 DELAWARE		7079.3	20.2	516.1	0	6.4	0	0	7622
38 LEBANON		0	15.2	0	0	0	0	0	15.2
39 LEHIGH		93.1	0	0	0	0	0	0	93.1
46 MONTGOMERY		1852.2	1041.5	1463.5	0	0	18.6	0	4375.8
48 NORTHAMPTON		0.3	0	0	0	0	0	0	0.3
49 NORTHUMBERLAND		0.5	0	0	0	0	0	0	0.5
51 PHILADELPHIA		60184.9	383.5	3638.8	34.4	396.1	0	0	64637.7
CT CONNECTICUT		0	63.9	0	0	0	0	0	63.9
DE DELAWARE (ST)		0	2374.5	0	0	0	0	0	2374.5
NJ NEW JERSEY		71836.3	23120.3	5854.1	0	42770	4005.9	0.4	147587
NY NEW YORK		110655.5	2214.7	1101.7	18.9	8913.7	0	0	122904.5
Waste Totals:		257699.6	42419.2	15219.8	61.3	53080.1	4129	0.4	372609.4

Disposal Facility: 100265, GRAND CENTRAL SANITARY LANDFILL INC

County/State that Generated Waste	Waste Type:	Municipal	Residual	Sewage Sludge	Processed Medical	Construction	WTE Ash Residue	Asbestos	Total
06 BERKS		668.9	0	3.5	0	0	0	0	672.4
09 BUCKS		364.6	17.4	0	52	0.4	0	0	434.4
13 CARBON		1967.9	0	214.3	0	253	0	0	2435.2
39 LEHIGH		29416.6	713.5	311	196.5	292.3	0	17.8	30947.7
40 LUZERNE		20	0	0	0	0	0	0	20
45 MONROE		19339.6	825.9	570.8	2124.8	4248.7	0	0	27109.8
46 MONTGOMERY		221.7	0	4.8	141.9	65	0	0	433.4
48 NORTHAMPTON		28041	2723.5	3407.5	20.2	2070.3	0	4.7	36267.2
52 PIKE		516.2	0	0	0	27.1	0	0	543.3
NJ NEW JERSEY		41934.7	4990.6	163.1	0	1065.6	22047.1	1114.4	71315.5
NY NEW YORK		3170.6	0	3039.4	104.3	150.9	0	50.5	6515.7
Waste Totals:		125661.8	9270.9	7714.4	2639.7	8173.3	22047.1	1187.4	176694.6



Commonwealth of Pennsylvania
 Department of Environmental Protection
 Bureau of Waste Management
 Division of Reporting and Fee Collection

 Landfill Waste Receipts
 in Tons (2000 lbs.) of Waste

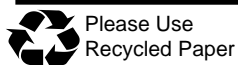
For Year: Quarter:
 2016 / 2

Disposal Facility: 101544, GREATER LEBANON REFUSE AUTHORITY LANDFILL

County/State that Generated Waste	Waste Type:	Municipal	Residual	Sewage Sludge	Processed Medical	Construction	WTE Ash Residue	Asbestos	Total
38 LEBANON		21676.3	10629	627.9	0	4813.4	0	0	37746.6
Waste Totals:		21676.3	10629	627.9	0	4813.4	0	0	37746.6

Disposal Facility: 100281, GREENRIDGE RECLAMATION LANDFILL

County/State that Generated Waste	Waste Type:	Municipal	Residual	Sewage Sludge	Processed Medical	Construction	WTE Ash Residue	Asbestos	Total
02 ALLEGHENY		18238.4	2717.3	1551.2	0	283.2	0	6.2	22796.3
03 ARMSTRONG		0	34.5	0	0	0	0	0	34.5
10 BUTLER		0	0	193.6	0	0	0	0	193.6
26 FAYETTE		789.2	95.9	87.9	0	280.4	0	0	1253.4
32 INDIANA		1.5	0	0	0	0	0	0	1.5
56 SOMERSET		323.7	0	0	0	63.8	0	0	387.5
63 WASHINGTON		581.4	110.4	591	0	46	0	0	1328.8
65 WESTMORELAND		16496.6	13531.3	3657.8	0	3448.6	0	1	37135.3
WV WEST VIRGINIA		17.7	5025.7	0	575.8	0	0	0	5619.2
Waste Totals:		36448.5	21515.1	6081.5	575.8	4122	0	7.2	68750.1



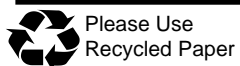
Commonwealth of Pennsylvania
 Department of Environmental Protection
 Bureau of Waste Management
 Division of Reporting and Fee Collection

 Landfill Waste Receipts
 in Tons (2000 lbs.) of Waste

For Year: Quarter:
 2016 / 2

Disposal Facility: 100934, IESI PA BLUE RIDGE LANDFILL CORP

County/State that Generated Waste	Waste Type:	Municipal	Residual	Sewage Sludge	Processed Medical	Construction	WTE Ash Residue	Asbestos	Total
01 ADAMS		6520.7	345.1	0	0	2451.1	0	0	9316.9
21 CUMBERLAND		4111.5	61.4	436.4	0	989.8	0	0	5599.1
22 DAUPHIN		0	0	15.2	0	6.9	0	0	22.1
23 DELAWARE		0	995.9	0	0	0	0	0	995.9
28 FRANKLIN		19400.8	3591.5	1821.3	0	3754.1	0	0	28567.7
29 FULTON		11.6	0	0	0	14.1	0	0	25.7
46 MONTGOMERY		0	0	0	0	23.3	0	0	23.3
50 PERRY		31.6	0	0	0	0	0	0	31.6
67 YORK		0	18.6	0	0	497.8	0	0	516.4
DC DISRICT OF COLUMBIA		21762.6	380.7	0	0	0	0	0	22143.3
DE DELAWARE (ST)		0	347.5	0	0	0	0	0	347.5
MD MARYLAND		81301.8	4327.8	21.5	0	527.7	0	0	86178.8
NJ NEW JERSEY		0	0	0	0	148.7	0	0	148.7
NY NEW YORK		32941.4	867.3	117.4	0	0	0	0	33926.1
VA VIRGINIA		0	0	0	0	896.3	0	0	896.3
WV WEST VIRGINIA		3622.9	0	0	0	5.5	0	0	3628.4
Waste Totals:		169704.9	10935.8	2411.8	0	9315.3	0	0	192367.8



Please Use
Recycled Paper

Phone: 717-783-9258
 Printed: 2/24/2017

Also visit our Internet WWW Site at: <http://www.dep.state.pa.us>

DISCLAIMER: While care has been taken in the preparation of this report, there is no warranty or guarantee as to the data, calculation or content accuracy. The Commonwealth reserves the right to update or change any data or presentation format without notice or liability.

Commonwealth of Pennsylvania
 Department of Environmental Protection
 Bureau of Waste Management
 Division of Reporting and Fee Collection

 Landfill Waste Receipts
 in Tons (2000 lbs.) of Waste

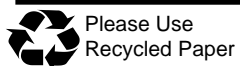
For Year: Quarter:
 2016 / 2

Disposal Facility: 100620, IMPERIAL LANDFILL

County/State that Generated Waste	Waste Type:	Municipal	Residual	Sewage Sludge	Processed Medical	Construction	WTE Ash Residue	Asbestos	Total
02 ALLEGHENY		81587.2	11610.6	5307.4	0	7278.9	2038.1	1597	109419.2
04 BEAVER		2560.5	501.8	1329.5	0	235.8	0	11	4638.6
10 BUTLER		1032	231.2	18.3	0	68.7	0	0	1350.2
16 CLARION		0	0	0	0	0	0	9.2	9.2
26 FAYETTE		0	1.5	0	0	0	0	0	1.5
30 GREENE		0	923.5	0	0	0	0	0	923.5
37 LAWRENCE		0	5.7	0	0	0	0	56.8	62.5
42 MCKEAN		1.5	0	0	0	0	0	0	1.5
63 WASHINGTON		6635	19101.3	759.3	0	1128.4	0	0	27624
65 WESTMORELAND		0	399.6	0	0	0	0	0	399.6
CT CONNECTICUT		0	3.8	2.3	0	0	0	8.8	14.9
NY NEW YORK		0	351.4	0	0	0	0	0.8	352.2
OH OHIO		7.7	693.8	83.4	0	0	0	54.6	839.5
WV WEST VIRGINIA		2549.6	7.3	85.3	0	55.8	0	49.6	2747.6
Waste Totals:		94373.5	33831.5	7585.5	0	8767.6	2038.1	1787.8	148384

Disposal Facility: 101439, JOSEPH J BRUNNER INC LANDFILL

County/State that Generated Waste	Waste Type:	Municipal	Residual	Sewage Sludge	Processed Medical	Construction	WTE Ash Residue	Asbestos	Total
02 ALLEGHENY		4831.8	0	238	0	0	0	0	5069.8
04 BEAVER		6054.8	1711.7	1765.6	0	0	0	0	9532.1
10 BUTLER		1070.2	84.7	711.2	0	0	0	0	1866.1
37 LAWRENCE		42.6	18.1	18.4	0	0	0	0	79.1
Waste Totals:		11999.4	1814.5	2733.2	0	0	0	0	16547.1



Please Use
Recycled Paper

Phone: 717-783-9258
 Printed: 2/24/2017

Also visit our Internet WWW Site at: <http://www.dep.state.pa.us>

DISCLAIMER: While care has been taken in the preparation of this report, there is no warranty or guarantee as to the data, calculation or content accuracy. The Commonwealth reserves the right to update or change any data or presentation format without notice or liability.

Commonwealth of Pennsylvania
 Department of Environmental Protection
 Bureau of Waste Management
 Division of Reporting and Fee Collection

 Landfill Waste Receipts
 in Tons (2000 lbs.) of Waste

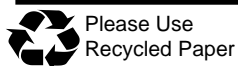
For Year: Quarter:
 2016 / 2

Disposal Facility: 100663, KELLY RUN SANITATION INC LANDFILL

County/State that Generated Waste	Waste Type:	Municipal	Residual	Sewage Sludge	Processed Medical	Construction	WTE Ash Residue	Asbestos	Total
02 ALLEGHENY		11849.3	8569	103.4	0	3153.7	0	0	23675.4
03 ARMSTRONG		0	26.4	0	0	0	0	0	26.4
07 BLAIR		0	2006	0	0	0	0	0	2006
26 FAYETTE		855.6	67.8	405.3	0	117.4	0	0	1446.1
30 GREENE		98.9	92.6	0	0	0	0	0	191.5
63 WASHINGTON		1399.2	5691.3	0	0	213.5	0	0	7304
65 WESTMORELAND		1747.5	1395.8	0	0	110.5	0	0	3253.8
WV WEST VIRGINIA		0	671.8	0	0	0	0	0	671.8
Waste Totals:		15950.5	18520.7	508.7	0	3595.1	0	0	38575

Disposal Facility: 101247, KEYSTONE SANITARY LANDFILL

County/State that Generated Waste	Waste Type:	Municipal	Residual	Sewage Sludge	Processed Medical	Construction	WTE Ash Residue	Asbestos	Total
08 BRADFORD		0	12.1	0	0	0	0	0	12.1
13 CARBON		395	0	0	0	0	0	0	395
19 COLUMBIA		22.7	0	0	0	0	0	0	22.7
35 LACKAWANNA		49590.1	4140.9	4902.7	0	6712	0	23	65368.7
39 LEHIGH		796.8	0	0	0	0	0	0	796.8
40 LUZERNE		17954.2	2430.6	2144.1	0	1937.3	0	15	24481.2
45 MONROE		3916.8	181.7	552.7	0	182.6	0	0	4833.8
46 MONTGOMERY		453.1	0	0	0	0	0	0	453.1
48 NORTHAMPTON		0	0	246.9	0	0	0	0	246.9
52 PIKE		5411.5	86.5	0	0	261.7	0	0	5759.7
58 SUSQUEHANNA		3899.5	12058.7	3.6	0	1273.2	0	5.2	17240.2
64 WAYNE		246.8	0	435.3	0	747.1	0	0	1429.2
66 WYOMING		1062.3	24.2	64.3	0	203.2	0	0	1354
CT CONNECTICUT		1449.1	0	0	0	0	0	0	1449.1
NJ NEW JERSEY		109536.5	1869.3	0	0	206.9	0	0	111612.7
NY NEW YORK		215770.1	2206.4	0	0	184.1	0	0	218160.6
Waste Totals:		410504.5	23010.4	8349.6	0	11708.1	0	43.2	453615.8



Commonwealth of Pennsylvania
 Department of Environmental Protection
 Bureau of Waste Management
 Division of Reporting and Fee Collection

 Landfill Waste Receipts
 in Tons (2000 lbs.) of Waste

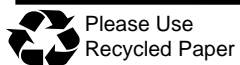
For Year: Quarter:
 2016 / 2

Disposal Facility: 100329, LAKE VIEW LANDFILL

County/State that Generated Waste	Waste Type:	Municipal	Residual	Sewage Sludge	Processed Medical	Construction	WTE Ash Residue	Asbestos	Total
02 ALLEGHENY		0	0.7	0	0	0	0	0	0.7
20 CRAWFORD		2068.2	1101.1	87.6	0	253.4	0	1	3511.3
25 ERIE		40882.9	22481.7	2949.3	0	6944.6	730	447.1	74435.6
43 MERCER		7136.7	0	0	0	16.9	0	5.4	7159
61 VENANGO		0	176	0	0	0	0	0	176
62 WARREN		0	14.4	0	0	15	0	0	29.4
NY NEW YORK		21.7	5.5	0	0	2.3	0	0	29.5
Waste Totals:		50109.5	23779.4	3036.9	0	7232.2	730	453.5	85341.5

Disposal Facility: 101534, LAUREL HIGHLANDS LANDFILL INC

County/State that Generated Waste	Waste Type:	Municipal	Residual	Sewage Sludge	Processed Medical	Construction	WTE Ash Residue	Asbestos	Total
03 ARMSTRONG		0	0	0	0	15.4	0	0	15.4
05 BEDFORD		0	0	0	0	9.7	0	0	9.7
07 BLAIR		5087.1	5202.6	2618.7	0	751.9	0	0	13660.3
11 CAMBRIA		9460.7	229.8	1359.3	0	1344.5	0	0	12394.3
17 CLEARFIELD		0.3	0	70	0	4	0	0	74.3
31 HUNTINGDON		0	237.3	0	0	0	0	0	237.3
32 INDIANA		352.9	0	0	0	165	0	0	517.9
33 JEFFERSON		21.5	0	0	0	75.9	0	0	97.4
34 JUNIATA		10.7	0	0	0	0	0	0	10.7
56 SOMERSET		59.6	0	0	0	13	0	0	72.6
65 WESTMORELAND		137.8	225.5	0	0	6.2	0	0	369.5
WV WEST VIRGINIA		0	27.1	0	0	0	0	0	27.1
Waste Totals:		15130.6	5922.3	4048	0	2385.6	0	0	27486.5



Please Use
Recycled Paper

Phone: 717-783-9258
 Printed: 2/24/2017

Also visit our Internet WWW Site at: <http://www.dep.state.pa.us>

DISCLAIMER: While care has been taken in the preparation of this report, there is no warranty or guarantee as to the data, calculation or content accuracy. The Commonwealth reserves the right to update or change any data or presentation format without notice or liability.

Commonwealth of Pennsylvania
 Department of Environmental Protection
 Bureau of Waste Management
 Division of Reporting and Fee Collection

 Landfill Waste Receipts
 in Tons (2000 lbs.) of Waste

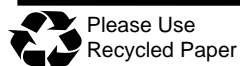
For Year: Quarter:
 2016 / 2

Disposal Facility: 100758, LCSWMA - Susq. Resource Mgmt Complex

County/State that Generated Waste	Waste Type:	Municipal	Residual	Sewage Sludge	Processed Medical	Construction	WTE Ash Residue	Asbestos	Total
02 ALLEGHENY		0	63.8	0	0	0	0	0	63.8
06 BERKS		4127.3	0	0	0	0	0	0	4127.3
10 BUTLER		0	180.8	0	0	0	0	0	180.8
18 CLINTON		0	137.5	0	0	0	0	0	137.5
19 COLUMBIA		106.6	19.6	0	0	0	0	0	126.2
21 CUMBERLAND		8865.6	116.8	0	0	1019.2	0	0	10001.6
22 DAUPHIN		44099.7	1395.4	0	0	5041.1	0	0	50536.2
28 FRANKLIN		39.6	132.5	0	0	0	0	0	172.1
34 JUNIATA		0	0	0	0	2.1	0	0	2.1
36 LANCASTER		0	0	0	0	0.8	0	0	0.8
40 LUZERNE		0	65.8	0	0	0	0	0	65.8
41 LYCOMING		0	15.6	0	0	0	0	0	15.6
49 NORTHUMBERLAND		12.8	0	0	0	0	0	0	12.8
50 PERRY		579.7	25.4	0	0	24.5	0	0	629.6
54 SCHUYLKILL		300.5	48.6	0	0	0	0	0	349.1
58 SUSQUEHANNA		1.3	0	0	0	0.3	0	0	1.6
65 WESTMORELAND		0	14.8	0	0	0	0	0	14.8
67 YORK		0	0	0	0	40.1	0	0	40.1
MD MARYLAND		0	33.5	0	0	0	0	0	33.5
NJ NEW JERSEY		13078.8	0	0	0	0	0	0	13078.8
Waste Totals:		71211.9	2250.1	0	0	6128.1	0	0	79590.1

Disposal Facility: 101389, LCSWMA FREY FARM LANDFILL

County/State that Generated Waste	Waste Type:	Municipal	Residual	Sewage Sludge	Processed Medical	Construction	WTE Ash Residue	Asbestos	Total
15 CHESTER		0	0	0	0	11.3	0	0	11.3
21 CUMBERLAND		0	23.3	0	0	0	0	0	23.3
22 DAUPHIN		0.9	29.8	0	0	4826.4	21077.1	0	25934.2
36 LANCASTER		4211	20531.6	6180.5	147.5	26469.1	22007.3	2.9	79549.9
38 LEBANON		0	401.7	0	0	0	0	0	401.7
67 YORK		0	1674.8	0	0	57.9	0	0	1732.7
DE DELAWARE (ST)		0	32.2	0	0	0	0	0	32.2
Waste Totals:		4211.9	22693.4	6180.5	147.5	31364.7	43084.4	2.9	107685.3



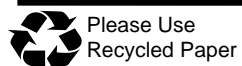
Commonwealth of Pennsylvania
 Department of Environmental Protection
 Bureau of Waste Management
 Division of Reporting and Fee Collection

 Landfill Waste Receipts
 in Tons (2000 lbs.) of Waste

For Year: Quarter:
 2016 / 2

Disposal Facility: 400592, LCSWMA RESOURCE RECOVERY FACILITY

County/State that Generated Waste	Waste Type:	Municipal	Residual	Sewage Sludge	Processed Medical	Construction	WTE Ash Residue	Asbestos	Total
06 BERKS		1027.8	169.7	0	0	0	0	0	1197.5
07 BLAIR		0	10.3	0	0	0	0	0	10.3
09 BUCKS		0	517.3	0	0	0	0	0	517.3
11 CAMBRIA		0	6.9	0	0	0	0	0	6.9
13 CARBON		0	8.7	0	0	0	0	0	8.7
14 CENTRE		0	29.7	0	0	0	0	0	29.7
15 CHESTER		0	47.9	0	0	0	0	0	47.9
21 CUMBERLAND		0	72.9	0	0	0	0	0	72.9
22 DAUPHIN		135.5	422.1	0	0	0	0	0	557.6
23 DELAWARE		0	0.1	0	0	0	0	0	0.1
36 LANCASTER		79005.7	11779.6	1906.3	0	124.4	0	0	92816
38 LEBANON		3.6	437.6	0	0	0	0	0	441.2
39 LEHIGH		0	649.5	0	0	0	0	0	649.5
45 MONROE		0	111.7	0	0	0	0	0	111.7
46 MONTGOMERY		0	215.9	0	0	0	0	0	215.9
47 MONTOUR		0	12.1	0	0	0	0	0	12.1
48 NORTHAMPTON		0	37.4	0	0	0	0	0	37.4
49 NORTHUMBERLAND		0	47	0	0	0	0	0	47
51 PHILADELPHIA		0	13.3	0	0	0	0	0	13.3
54 SCHUYLKILL		0	8.1	0	0	0	0	0	8.1
66 WYOMING		0	1064.1	0	0	0	0	0	1064.1
67 YORK		0	45	0	0	0	0	0	45
CN CANADA		0	10.3	0	0	0	0	0	10.3
DE DELAWARE (ST)		0	175.8	0	0	0	0	0	175.8
FL FLORIDA		0	12.4	0	0	0	0	0	12.4
IL ILLINOIS		0	48.7	0	0	0	0	0	48.7
IN INDIANA		0	38.5	0	0	0	0	0	38.5
LA LOUISIANA		0	52.5	0	0	0	0	0	52.5
MD MARYLAND		0	94.9	0	0	0	0	0	94.9
NC NORTH CAROLINA		0	872.9	0	0	0	0	0	872.9
NJ NEW JERSEY		250.1	378.5	0	0	0	0	0	628.6
NY NEW YORK		279.8	38.5	0	0	0	0	0	318.3
OH OHIO		0	23	0	0	0	0	0	23
TN TENNESSEE		0	3.2	0	0	0	0	0	3.2
WI WISCONSIN		0	5.3	0	0	0	0	0	5.3



Commonwealth of Pennsylvania
 Department of Environmental Protection
 Bureau of Waste Management
 Division of Reporting and Fee Collection

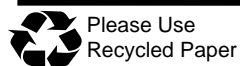
 Landfill Waste Receipts
 in Tons (2000 lbs.) of Waste

For Year: Quarter:
 2016 / 2

Waste Totals: 80702.5 17461.4 1906.3 0 124.4 0 0 100194.6

Disposal Facility: 100963, LYCOMING COUNTY RESOURCE MANAGEMENT SERVICES LANDFILL

County/State that Generated Waste	Waste Type:	Municipal	Residual	Sewage Sludge	Processed Medical	Construction	WTE Ash Residue	Asbestos	Total
05 BEDFORD		0	0.1	0	0	0	0	0	0.1
06 BERKS		0	49.5	0	0	0	0	0	49.5
13 CARBON		0	46	0	0	0	0	0	46
14 CENTRE		0	0.1	0	0	0	0	0	0.1
18 CLINTON		42.4	0.4	0	0	0	0	0	42.8
19 COLUMBIA		11731.7	3563	1511.7	0	2566.3	0	10.4	19383.1
21 CUMBERLAND		0	0.1	0	0	0	0	0	0.1
22 DAUPHIN		0	12.1	0	0	0	0	0	12.1
34 JUNIATA		0	55.9	0	0	0	0	0	55.9
35 LACKAWANNA		0	0	0	0	12.3	0	0	12.3
38 LEBANON		0	0.6	0	0	0	0	0	0.6
40 LUZERNE		1.5	18.3	0	0	0	0	22.2	42
41 LYCOMING		13826.3	3254	2385	0	750.3	0	5.8	20221.4
44 MIFFLIN		0	13	0	0	0	0	0	13
46 MONTGOMERY		0	0	0	0	0	0	14.3	14.3
47 MONTOUR		2425	605.7	0	126.2	1060.7	2.3	12.5	4232.4
49 NORTHUMBERLAND		6650.2	2564.6	2312.4	0	383.2	6.5	6.5	11923.4
54 SCHUYLKILL		27.9	0	0	0	0	0	3.3	31.2
55 SNYDER		3268.1	1057	335.6	0	153.3	0	5	4819
57 SULLIVAN		9.3	0	0	0	0	0	0	9.3
58 SUSQUEHANNA		0	1.3	0	0	0	0	0	1.3
59 TIOGA		11.2	0	0	0	0	0	0	11.2
60 UNION		5629.3	2174.2	1283.8	0	656.8	0	14.5	9758.6
67 YORK		0	0.1	0	0	0	0	0	0.1
NJ NEW JERSEY		0	28.8	0	0	4.1	0	69.4	102.3
NY NEW YORK		0	13.2	0	0	0	0	0	13.2
WV WEST VIRGINIA		0	0.1	0	0	0	0	0	0.1
Waste Totals:		43622.9	13458.1	7828.5	126.2	5587	8.8	163.9	70795.4



Please Use
Recycled Paper

Phone: 717-783-9258
 Printed: 2/24/2017

Also visit our Internet WWW Site at: <http://www.dep.state.pa.us>

DISCLAIMER: While care has been taken in the preparation of this report, there is no warranty or guarantee as to the data, calculation or content accuracy. The Commonwealth reserves the right to update or change any data or presentation format without notice or liability.

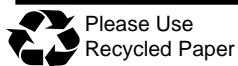
Commonwealth of Pennsylvania
 Department of Environmental Protection
 Bureau of Waste Management
 Division of Reporting and Fee Collection

 Landfill Waste Receipts
 in Tons (2000 lbs.) of Waste

For Year: Quarter:
 2016 / 2

Disposal Facility: 100113, MODERN LANDFILL

County/State that Generated Waste	Waste Type:	Municipal	Residual	Sewage Sludge	Processed Medical	Construction	WTE Ash Residue	Asbestos	Total
01 ADAMS		0	1665.8	113.8	0	0	0	0	1779.6
06 BERKS		0	245.9	0	0	0	0	0	245.9
09 BUCKS		0	48.5	0	0	0	0	0	48.5
13 CARBON		0	20.4	0	0	0	0	0	20.4
15 CHESTER		0	6.6	0	0	0	0	0	6.6
21 CUMBERLAND		9508.1	689.3	83.3	0	2534.5	0	8.1	12823.3
22 DAUPHIN		0	3106.6	63.6	454.3	2789.8	0	16.3	6430.6
23 DELAWARE		0	21.6	0	0	0	0	0	21.6
36 LANCASTER		0	9786.5	415.3	0	0	0	0.7	10202.5
38 LEBANON		0	2895.1	0	0	0	0	0	2895.1
39 LEHIGH		0	202.5	0	0	0	0	0	202.5
46 MONTGOMERY		11967.4	0	0	0	11093.5	0	1.1	23062
50 PERRY		0	39.3	0	0	5.4	0	0	44.7
51 PHILADELPHIA		55218.6	87.8	0	0	22.7	0	0	55329.1
54 SCHUYLKILL		0	42.1	0	0	0	0	0	42.1
67 YORK		168	45627.2	667.5	0	9780.4	38522	117.4	94882.5
CT CONNECTICUT		0	1366.2	42.5	0	0	0	232.1	1640.8
DC DISRICT OF COLUMBIA		0	0	0	0	0	0	7.4	7.4
DE DELAWARE (ST)		0	10818.8	1347.8	0	0	0	207.7	12374.3
MD MARYLAND		0	4932	323.7	5758.1	100.4	0	180	11294.2
NC NORTH CAROLINA		0	0	0	0	0	0	0.2	0.2
NJ NEW JERSEY		6566.4	30.3	5311.1	0	0	0	5	11912.8
NY NEW YORK		0	0	0	0	0	0	6.2	6.2
VA VIRGINIA		0	170.4	0	0	0	0	2.9	173.3
WV WEST VIRGINIA		0	10.5	0	0	0	0	0	10.5
Waste Totals:		83428.5	81813.4	8368.6	6212.4	26326.7	38522	785.1	245456.7



Commonwealth of Pennsylvania
 Department of Environmental Protection
 Bureau of Waste Management
 Division of Reporting and Fee Collection

 Landfill Waste Receipts
 in Tons (2000 lbs.) of Waste

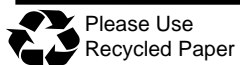
For Year: Quarter:
 2016 / 2

Disposal Facility: 100594, MONROEVILLE LANDFILL

County/State that Generated Waste	Waste Type:	Municipal	Residual	Sewage Sludge	Processed Medical	Construction	WTE Ash Residue	Asbestos	Total
02 ALLEGHENY		66504.9	22668.3	1820.3	605.5	9732.9	2168.7	0	103500.6
03 ARMSTRONG		124.2	0	0	0	30.3	0	0	154.5
10 BUTLER		214.4	61.7	0	0	16.9	0	0	293
30 GREENE		0	4.7	0	0	0	0	0	4.7
65 WESTMORELAND		1861.5	368.9	0	0	658.2	0	0	2888.6
OH OHIO		0	322.1	0	0	0	0	0	322.1
WV WEST VIRGINIA		0	670.5	0	0	0	0	0	670.5
Waste Totals:		68705	24096.2	1820.3	605.5	10438.3	2168.7	0	107834

Disposal Facility: 101571, MOSTOLLER LANDFILL INC

County/State that Generated Waste	Waste Type:	Municipal	Residual	Sewage Sludge	Processed Medical	Construction	WTE Ash Residue	Asbestos	Total
02 ALLEGHENY		0	0	0	0	2	0	0	2
05 BEDFORD		147.2	99.7	119.3	0	54.4	0	0	420.6
07 BLAIR		1596.1	171.3	0	0	75.3	0	0	1842.7
11 CAMBRIA		7980.4	205	41.7	0	398.3	0	23.9	8649.3
22 DAUPHIN		0	0	110.5	0	0	0	0	110.5
30 GREENE		0	414.8	0	0	0	0	0	414.8
31 HUNTINGDON		48.2	0	0	0	0	0	0	48.2
32 INDIANA		0	0	0	0	434.4	0	0	434.4
54 SCHUYLKILL		9	0	0	0	0	0	0	9
56 SOMERSET		7155.1	776	443	0	1879.5	0	20.1	10273.7
65 WESTMORELAND		4107.3	6102.4	0	0	6	0	0	10215.7
MD MARYLAND		7935.1	0	0	0	0	0	0	7935.1
WV WEST VIRGINIA		0	2045.3	0	0	0	0	0	2045.3
Waste Totals:		28978.4	9814.5	714.5	0	2849.9	0	44	42401.3



Please Use
Recycled Paper

Phone: 717-783-9258
 Printed: 2/24/2017

Also visit our Internet WWW Site at: <http://www.dep.state.pa.us>

DISCLAIMER: While care has been taken in the preparation of this report, there is no warranty or guarantee as to the data, calculation or content accuracy. The Commonwealth reserves the right to update or change any data or presentation format without notice or liability.

Commonwealth of Pennsylvania
 Department of Environmental Protection
 Bureau of Waste Management
 Division of Reporting and Fee Collection

 Landfill Waste Receipts
 in Tons (2000 lbs.) of Waste

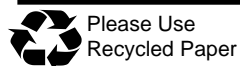
For Year: Quarter:
 2016 / 2

Disposal Facility: 101100, MOUNTAIN VIEW RECLAMATION LANDFILL

County/State that Generated Waste	Waste Type:	Municipal	Residual	Sewage Sludge	Processed Medical	Construction	WTE Ash Residue	Asbestos	Total
01 ADAMS		2161.1	1157.3	24.4	0	261.3	0	0	3604.1
05 BEDFORD		0	0	0	0	0	0	0	0
21 CUMBERLAND		4095.9	379	8.1	0	943	0	0	5426
22 DAUPHIN		0	2368.1	52.5	0.5	1727.6	0	0	4148.7
28 FRANKLIN		4992.4	1764.7	409.1	0	1651.9	0	45.5	8863.6
29 FULTON		491.6	199.4	0	0	100.7	0	0	791.7
49 NORTHUMBERLAND		3091.6	0	0	0	0	0	0	3091.6
50 PERRY		321	0	0	0	53	0	0	374
54 SCHUYLKILL		0	0	0	0	0	0	0	0
67 YORK		0	15.7	0	0	306.9	0	0	322.6
MD MARYLAND		19026.1	10974	182.1	0	1068.7	0	0	31250.9
VA VIRGINIA		0	0	0	0	0	0	0.7	0.7
WV WEST VIRGINIA		8326.9	337.5	0	0	208.7	0	0.2	8873.3
Waste Totals:		42506.6	17195.7	676.2	0.5	6321.8	0	46.4	66747.2

Disposal Facility: 100585, NORTHWEST SANITARY LANDFILL

County/State that Generated Waste	Waste Type:	Municipal	Residual	Sewage Sludge	Processed Medical	Construction	WTE Ash Residue	Asbestos	Total
02 ALLEGHENY		802.6	26.7	0	0	70.9	0	0	900.2
03 ARMSTRONG		1599.5	7271.6	0	0	18.1	0	0	8889.2
04 BEAVER		18.4	0	0	0	0	0	0	18.4
10 BUTLER		6508.9	10458.2	20.2	0	1187	0	93.7	18268
16 CLARION		308.5	452.1	32.4	0	37.9	0	0	830.9
20 CRAWFORD		84.8	31.1	0	0	1.8	0	0	117.7
25 ERIE		0	5.5	0	0	0	0	0	5.5
37 LAWRENCE		2820.3	10.5	0	0	72.2	0	1.6	2904.6
43 MERCER		234.5	0	47.5	0	450.2	0	0	732.2
61 VENANGO		934.3	688.9	0	0	24	0	0	1647.2
OH OHIO		0	68.7	0	0	0	0	0	68.7
WV WEST VIRGINIA		0	256.1	0	0	0	0	0	256.1
Waste Totals:		13311.8	19269.4	100.1	0	1862.1	0	95.3	34638.7



Please Use
Recycled Paper

Phone: 717-783-9258
 Printed: 2/24/2017

Also visit our Internet WWW Site at: <http://www.dep.state.pa.us>

DISCLAIMER: While care has been taken in the preparation of this report, there is no warranty or guarantee as to the data, calculation or content accuracy. The Commonwealth reserves the right to update or change any data or presentation format without notice or liability.

Commonwealth of Pennsylvania
 Department of Environmental Protection
 Bureau of Waste Management
 Division of Reporting and Fee Collection

 Landfill Waste Receipts
 in Tons (2000 lbs.) of Waste

For Year: Quarter:
 2016 / 2

Disposal Facility: 100346, PIONEER CROSSING LANDFILL

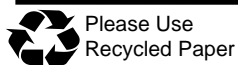
County/State that Generated Waste	Waste Type:	Municipal	Residual	Sewage Sludge	Processed Medical	Construction	WTE Ash Residue	Asbestos	Total
06 BERKS		12078	3931.9	788.7	2.1	394.1	0	0	17194.8
09 BUCKS		379.8	31.4	114.1	88.1	4.1	0	0	617.5
15 CHESTER		574.1	415.4	941.5	0	173.3	0	0	2104.3
23 DELAWARE		0	0	0	410.4	154.7	0	0	565.1
36 LANCASTER		249.2	0	0	0	0	0	0	249.2
39 LEHIGH		1067.1	2133.8	0	75.3	43.2	0	0	3319.4
46 MONTGOMERY		32615.8	600.7	2790.6	0.7	99.6	61.3	0	36168.7
48 NORTHAMPTON		45.7	871.8	0	1042.2	7.8	0	0	1967.5
51 PHILADELPHIA		31.3	40.3	0	560.4	0	0	0	632
54 SCHUYLKILL		114.9	0	0	0	0	0	0	114.9
NJ NEW JERSEY		944.9	26.2	3196.1	0	0	0	0	4167.2
NY NEW YORK		25.8	326.9	1690.1	0	0	0	0	2042.8
OH OHIO		0	130.3	0	0	0	0	0	130.3
Waste Totals:		48126.6	8508.7	9521.1	2179.2	876.8	61.3	0	69273.7

Disposal Facility: 101069, S.E.C.C.R.A. LANDFILL

County/State that Generated Waste	Waste Type:	Municipal	Residual	Sewage Sludge	Processed Medical	Construction	WTE Ash Residue	Asbestos	Total
15 CHESTER		19519	794.5	517.5	0	7312.6	0	0	28143.6
Waste Totals:		19519	794.5	517.5	0	7312.6	0	0	28143.6

Disposal Facility: 101538, SANDY RUN LANDFILL INC.

County/State that Generated Waste	Waste Type:	Municipal	Residual	Sewage Sludge	Processed Medical	Construction	WTE Ash Residue	Asbestos	Total
05 BEDFORD		2204.7	1581	32.1	0	13.8	0	0	3831.6
07 BLAIR		810.8	388.2	24.5	0	50.9	0	0	1274.4
11 CAMBRIA		1.6	0	0	0	0	0	0	1.6
28 FRANKLIN		0	0	0	0	3.2	0	0	3.2
29 FULTON		439.7	0	0	0	7.7	0	0	447.4
31 HUNTINGDON		1118.8	3557.9	131.8	0	0	0	0	4808.5
MD MARYLAND		0	0	0	0	0.3	0	0	0.3
Waste Totals:		4575.6	5527.1	188.4	0	75.9	0	0	10367



Please Use
Recycled Paper

Phone: 717-783-9258
 Printed: 2/24/2017

Also visit our Internet WWW Site at: <http://www.dep.state.pa.us>

DISCLAIMER: While care has been taken in the preparation of this report, there is no warranty or guarantee as to the data, calculation or content accuracy. The Commonwealth reserves the right to update or change any data or presentation format without notice or liability.

Commonwealth of Pennsylvania
 Department of Environmental Protection
 Bureau of Waste Management
 Division of Reporting and Fee Collection

 Landfill Waste Receipts
 in Tons (2000 lbs.) of Waste

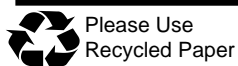
For Year: Quarter:
 2016 / 2

Disposal Facility: 100403, SENECA LANDFILL INC

County/State that Generated Waste	Waste Type:	Municipal	Residual	Sewage Sludge	Processed Medical	Construction	WTE Ash Residue	Asbestos	Total
02 ALLEGHENY		13329	15483.2	444.3	0	2725.5	0	0	31982
03 ARMSTRONG		1065	140.6	241.8	0	59.5	0	0	1506.9
04 BEAVER		22263.1	229.9	199.1	0	78.3	0	0	22770.4
10 BUTLER		22830.5	5605.6	1391.7	0	2353.1	0	0	32180.9
16 CLARION		0	13.9	47.9	0	0	0	0	61.8
20 CRAWFORD		199.2	48.6	1138.9	0	0	0	0	1386.7
21 CUMBERLAND		5.1	0	0	0	0	0	0	5.1
27 FOREST		0	0	100.2	0	0	0	0	100.2
32 INDIANA		0	100.5	0	0	0	0	0	100.5
37 LAWRENCE		171.7	457.5	0	0	83.3	0	0	712.5
43 MERCER		30671	979	168.1	0	0	0	0	31818.1
61 VENANGO		3.9	408.2	562.1	0	465.3	0	0	1439.5
63 WASHINGTON		6.4	13.4	0	0	1	0	0	20.8
65 WESTMORELAND		928	106.2	1100.8	0	62.4	0	0	2197.4
Waste Totals:		91472.9	23586.6	5394.9	0	5828.4	0	0	126282.8

Disposal Facility: 100592, SOUTH HILLS LANDFILL INC

County/State that Generated Waste	Waste Type:	Municipal	Residual	Sewage Sludge	Processed Medical	Construction	WTE Ash Residue	Asbestos	Total
02 ALLEGHENY		9578.8	4143.2	323	0	6641.6	0	0	20686.6
26 FAYETTE		10.4	0	0	0	115.1	0	0	125.5
30 GREENE		0	172.1	0	0	0	0	0	172.1
63 WASHINGTON		3044.9	499.9	0	0	1295.6	0	0	4840.4
65 WESTMORELAND		0	0	0	0	13.3	0	0	13.3
OH OHIO		0	57.9	0	0	0	0	0	57.9
WV WEST VIRGINIA		0	482.2	0	0	201.5	738.9	0	1422.6
Waste Totals:		12634.1	5355.3	323	0	8267.1	738.9	0	27318.4



Commonwealth of Pennsylvania
 Department of Environmental Protection
 Bureau of Waste Management
 Division of Reporting and Fee Collection

 Landfill Waste Receipts
 in Tons (2000 lbs.) of Waste

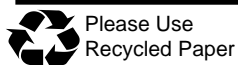
For Year: Quarter:
 2016 / 2

Disposal Facility: 100081, SOUTHERN ALLEGHENIES LANDFILL INC

County/State that Generated Waste	Waste Type:	Municipal	Residual	Sewage Sludge	Processed Medical	Construction	WTE Ash Residue	Asbestos	Total
05 BEDFORD		27.4	85.1	0	0	4.2	0	39.3	156
07 BLAIR		12.5	435.3	0	0	0	0	52.4	500.2
10 BUTLER		1	0	0	0	0	0	0	1
11 CAMBRIA		6684	2028.1	24.6	0	1296.6	0	51.3	10084.6
14 CENTRE		1.2	0	0	0	0	0	0	1.2
32 INDIANA		0	0	0	0	1.3	0	0	1.3
40 LUZERNE		0	0	0	0	0	0	38.6	38.6
44 MIFFLIN		0	0	0	0	0	0	4.6	4.6
56 SOMERSET		4827	178.3	667.1	0	276.7	0	0	5949.1
65 WESTMORELAND		35.7	3	0	0	14	0	22.7	75.4
NY NEW YORK		0	0	0	0	0	0	139	139
Waste Totals:		11588.8	2729.8	691.7	0	1592.8	0	347.9	16951

Disposal Facility: 100277, TERVITA SANITARY LANDFILL

County/State that Generated Waste	Waste Type:	Municipal	Residual	Sewage Sludge	Processed Medical	Construction	WTE Ash Residue	Asbestos	Total
02 ALLEGHENY		10326.6	23.5	1733.6	0	2607.6	0	65.5	14756.8
03 ARMSTRONG		0	41.4	0	0	0	0	0	41.4
26 FAYETTE		4129.1	898.4	171	0	1107.2	0	0.1	6305.8
30 GREENE		267	2937.2	0	0	218.6	0	0	3422.8
63 WASHINGTON		8331.1	853.8	110.4	0	3091.6	0	4.4	12391.3
65 WESTMORELAND		6145.9	476.4	412.5	0	2579.3	0	6.9	9621
WV WEST VIRGINIA		45	709.4	0	0	3.5	0	0	757.9
Waste Totals:		29244.7	5940.1	2427.5	0	9607.8	0	76.9	47297



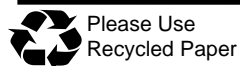
Commonwealth of Pennsylvania
 Department of Environmental Protection
 Bureau of Waste Management
 Division of Reporting and Fee Collection

 Landfill Waste Receipts
 in Tons (2000 lbs.) of Waste

For Year: Quarter:
 2016 / 2

Disposal Facility: 101494, TULLYTOWN RESOURCE RECOVERY FACILITY

County/State that Generated Waste	Waste Type:	Municipal	Residual	Sewage Sludge	Processed Medical	Construction	WTE Ash Residue	Asbestos	Total
06 BERKS		26.7	0	0	0	0	15.6	0	42.3
09 BUCKS		14947	11055.8	0	140.3	1113.3	31268.4	6.8	58531.6
13 CARBON		8.8	0	0	0	0	0	0	8.8
15 CHESTER		0	0	0	0	6	0	0	6
19 COLUMBIA		0	0	0	0	0	0	1	1
22 DAUPHIN		0	0	0	0	76.8	0	0	76.8
23 DELAWARE		6042	6	0	0	3.2	0	6.1	6057.3
39 LEHIGH		735	0	0	0	0	0	0.7	735.7
46 MONTGOMERY		5573.5	2520	0	64.5	28.8	0	9.4	8196.2
48 NORTHAMPTON		2.4	0	0	0	0	0	0	2.4
51 PHILADELPHIA		53777.2	1999.1	0	1086.6	811.9	0	91.1	57765.9
54 SCHUYLKILL		0	0	0	0	0	0	2.1	2.1
CT CONNECTICUT		0	296.8	0	0	0	0	0	296.8
DC DISRICT OF COLUMBIA		0	0	0	0	0	0	2.6	2.6
DE DELAWARE (ST)		0	232.1	0	0	640.8	0	16.6	889.5
MA MASSACHUSETTS		0	0	0	0	33.8	0	0	33.8
MD MARYLAND		0	1.3	0	0	9.7	0	6.9	17.9
NH NEW HAMPSHIRE		0	0	0	0	5.7	0	0	5.7
NJ NEW JERSEY		135798.6	42404.2	0	0	97502	33.5	2758.4	278496.7
NY NEW YORK		107255.3	3473.4	0	34.6	5374.9	0	472.3	116610.5
Waste Totals:		324166.5	61988.7	0	1326	105606.9	31317.5	3374	527779.6



Please Use
Recycled Paper

Phone: 717-783-9258
 Printed: 2/24/2017

Also visit our Internet WWW Site at: <http://www.dep.state.pa.us>

DISCLAIMER: While care has been taken in the preparation of this report, there is no warranty or guarantee as to the data, calculation or content accuracy. The Commonwealth reserves the right to update or change any data or presentation format without notice or liability.

Commonwealth of Pennsylvania
 Department of Environmental Protection
 Bureau of Waste Management
 Division of Reporting and Fee Collection

 Landfill Waste Receipts
 in Tons (2000 lbs.) of Waste

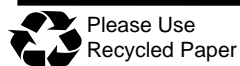
For Year: Quarter:
 2016 / 2

Disposal Facility: 100280, VALLEY LANDFILL

County/State that Generated Waste	Waste Type:	Municipal	Residual	Sewage Sludge	Processed Medical	Construction	WTE Ash Residue	Asbestos	Total
02 ALLEGHENY		6908.3	10820.5	379.1	0	2420.2	1230.5	57	21815.6
03 ARMSTRONG		1720.4	0	0	0	208.2	0	0	1928.6
10 BUTLER		80.5	0	0	0	2.4	0	0	82.9
26 FAYETTE		107.9	31.2	0	0	7.4	0	0	146.5
32 INDIANA		0	10.9	0	0	6.8	0	0	17.7
63 WASHINGTON		0	0	0	0	0	0	7.2	7.2
65 WESTMORELAND		25214.7	1090	384.8	205.2	5282.2	0	80.1	32257
OH OHIO		0	267.6	0	0	0	0	0	267.6
WV WEST VIRGINIA		0	478.3	0	0	0	0	0	478.3
Waste Totals:		34031.8	12698.5	763.9	205.2	7927.2	1230.5	144.3	57001.4

Disposal Facility: 100739, WESTERN BERKS COMMUNITY LANDFILL

County/State that Generated Waste	Waste Type:	Municipal	Residual	Sewage Sludge	Processed Medical	Construction	WTE Ash Residue	Asbestos	Total
06 BERKS		13028.6	7612.6	3038	0	2076.9	0	42.9	25799
09 BUCKS		0	0	0	0	2	0	0	2
13 CARBON		0	0	54.9	0	0	0	0	54.9
15 CHESTER		0	22.7	0	0	1733.6	0	58	1814.3
23 DELAWARE		0	0	0	0	1.2	0	3450.3	3451.5
36 LANCASTER		0	0	0	0	2	0	8.6	10.6
39 LEHIGH		7981.4	34.3	0	0	0	0	5.8	8021.5
45 MONROE		3.7	0	0	0	0	0	0	3.7
46 MONTGOMERY		2671	15.1	2360	0	778	0	974.4	6798.5
48 NORTHAMPTON		7969.7	0	0	0	0	0	8.1	7977.8
49 NORTHUMBERLAND		17.3	0	0	0	0	0	0	17.3
51 PHILADELPHIA		0	0	0	0	0	0	67.2	67.2
54 SCHUYLKILL		0	0	0	0	7.1	0	0	7.1
NJ NEW JERSEY		0	36.3	0	0	0	0	21.5	57.8
NY NEW YORK		0	32.9	0	0	0	0	0	32.9
Waste Totals:		31671.7	7753.9	5452.9	0	4600.8	0	4636.8	54116.1



Please Use
Recycled Paper

Phone: 717-783-9258
 Printed: 2/24/2017

Also visit our Internet WWW Site at: <http://www.dep.state.pa.us>

DISCLAIMER: While care has been taken in the preparation of this report, there is no warranty or guarantee as to the data, calculation or content accuracy. The Commonwealth reserves the right to update or change any data or presentation format without notice or liability.

Commonwealth of Pennsylvania
 Department of Environmental Protection
 Bureau of Waste Management
 Division of Reporting and Fee Collection

 Landfill Waste Receipts
 in Tons (2000 lbs.) of Waste

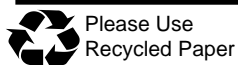
For Year: Quarter:
 2016 / 2

Disposal Facility: 400633, WHEELABRATOR FALLS INC

County/State that Generated Waste	Waste Type:	Municipal	Residual	Sewage Sludge	Processed Medical	Construction	WTE Ash Residue	Asbestos	Total
06 BERKS		0	61.8	0	0	0	0	0	61.8
09 BUCKS		40017.7	140.6	0	0	3602.4	0	0	43760.7
13 CARBON		0	29.2	0	0	0	0	0	29.2
22 DAUPHIN		0	27.6	0	0	0	0	0	27.6
23 DELAWARE		0	70.3	0	0	0	0	0	70.3
38 LEBANON		0	547.2	0	0	0	0	0	547.2
39 LEHIGH		0	83	0	0	0	0	0	83
40 LUZERNE		0	240.8	0	0	0	0	0	240.8
46 MONTGOMERY		1444.4	152.3	0	0	0	0	0	1596.7
51 PHILADELPHIA		40899.5	20.1	0	0	0	0	0	40919.6
67 YORK		0	10.1	0	0	0	0	0	10.1
CT CONNECTICUT		0	2.5	0	0	0	0	0	2.5
DE DELAWARE (ST)		0	171.7	0	0	0	0	0	171.7
MN MINNESOTA		0	11.8	0	0	0	0	0	11.8
NJ NEW JERSEY		39882.2	1235.2	0	0	0	0	0	41117.4
NY NEW YORK		109.5	90.2	0	0	0	0	0	199.7
Waste Totals:		122353.3	2894.4	0	0	3602.4	0	0	128850.1

Disposal Facility: 400561, YORK COUNTY RESOURCE RECOVERY CENTER

County/State that Generated Waste	Waste Type:	Municipal	Residual	Sewage Sludge	Processed Medical	Construction	WTE Ash Residue	Asbestos	Total
01 ADAMS		3132.9	219.6	0	0	316	0	0	3668.5
06 BERKS		1249.3	0	0	0	0	0	0	1249.3
21 CUMBERLAND		6302.5	621.5	0	0	25.1	0	0	6949.1
22 DAUPHIN		1979	0	0	0	0	0	0	1979
28 FRANKLIN		7.7	0	0	0	0	0	0	7.7
44 MIFFLIN		0	102.6	0	0	0	0	0	102.6
51 PHILADELPHIA		2772.9	0	0	0	0	0	0	2772.9
67 YORK		80626.4	4348.1	0	0	3927.5	0	0	88902
MD MARYLAND		5513.8	0	0	0	0	0	0	5513.8
NC NORTH CAROLINA		0	44.1	0	0	0	0	0	44.1
NJ NEW JERSEY		2.4	0	0	0	0	0	0	2.4
NY NEW YORK		68.5	0	0	0	0	0	0	68.5
Waste Totals:		101655.4	5335.9	0	0	4268.6	0	0	111259.9



Please Use
Recycled Paper

Phone: 717-783-9258
 Printed: 2/24/2017

Also visit our Internet WWW Site at: <http://www.dep.state.pa.us>

DISCLAIMER: While care has been taken in the preparation of this report, there is no warranty or guarantee as to the data, calculation or content accuracy. The Commonwealth reserves the right to update or change any data or presentation format without notice or liability.