

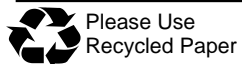
Commonwealth of Pennsylvania  
 Department of Environmental Protection  
 Bureau of Waste Management  
 Division of Reporting and Fee Collection

-----  
 Landfill Waste Receipts  
 in Tons (2000 lbs.) of Waste

For Year:    Quarter:  
 2016       /    1

Disposal Facility: 100419, ADVANCED DISPOSAL SERVICES CHESTNUT VALLEY LANDFILL INC

County/State that Generated Waste	Waste Type:	Municipal	Residual	Sewage Sludge	Processed Medical	Construction	WTE Ash Residue	Asbestos	Total
02 ALLEGHENY		142.9	0	0	0	96.5	0	3.4	242.8
26 FAYETTE		12743.9	1105.9	1289.7	0	1684.7	0	0.6	16824.8
30 GREENE		2745.5	6675.5	265.6	0	1474	0	0	11160.6
56 SOMERSET		139.5	0	0	0	0	0	0	139.5
63 WASHINGTON		1186.9	11729.6	67.7	0	26.3	0	0	13010.5
65 WESTMORELAND		833.7	69.3	0	0	0.3	0	0	903.3
OH OHIO		0	0	0	0	3.2	0	0	3.2
WV WEST VIRGINIA		995.3	191.4	0	0	127.8	0	2.9	1317.4
<b>Waste Totals:</b>		<b>18787.7</b>	<b>19771.7</b>	<b>1623</b>	<b>0</b>	<b>3412.8</b>	<b>0</b>	<b>6.9</b>	<b>43602.1</b>



Please Use  
Recycled Paper

Phone: 717-783-9258  
 Printed: 4/27/2016

Also visit our Internet WWW Site at: <http://www.dep.state.pa.us>

DISCLAIMER: While care has been taken in the preparation of this report, there is no warranty or guarantee as to the data, calculation or content accuracy. The Commonwealth reserves the right to update or change any data or presentation format without notice or liability.

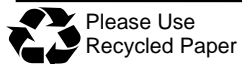
Commonwealth of Pennsylvania  
 Department of Environmental Protection  
 Bureau of Waste Management  
 Division of Reporting and Fee Collection

-----  
 Landfill Waste Receipts  
 in Tons (2000 lbs.) of Waste

For Year:    Quarter:  
 2016       /       1

Disposal Facility: 101397, ADVANCED DISPOSAL SERVICES GREENTREE LANDFILL LLC.

County/State that Generated Waste	Waste Type:	Municipal	Residual	Sewage Sludge	Processed Medical	Construction	WTE Ash Residue	Asbestos	Total
02 ALLEGHENY		0	285.3	0	0	0	0	0	285.3
03 ARMSTRONG		0	159.1	0	0	0	0	0	159.1
06 BERKS		0	9.3	0	0	0	0	0	9.3
07 BLAIR		16965.3	5022.2	73.7	0	28.8	0	1.6	22091.6
09 BUCKS		0	1035.3	0	0	2257.1	0	0	3292.4
10 BUTLER		0	2348.5	0	0	0	0	0	2348.5
12 CAMERON		603.6	245.4	91.6	0	41.8	0	0	982.4
14 CENTRE		21955.8	521.8	302.7	0	9.3	155	0	22944.6
15 CHESTER		0	0.1	0	0	0	0	0	0.1
16 CLARION		8512.9	7230.1	33	0	525.2	0	0	16301.2
17 CLEARFIELD		10694.7	1127.8	419.6	0	1583.7	0	0	13825.8
18 CLINTON		0	33.5	0	0	0	0	0	33.5
20 CRAWFORD		16.9	175.5	364.9	0	0	67	0	624.3
23 DELAWARE		0	48.8	0	0	0	0	0	48.8
24 ELK		2280.3	4214.9	1340	0	588	0	20.4	8443.6
25 ERIE		0	38.3	0	0	0	0	0	38.3
27 FOREST		0	24.1	0	0	0	0	0	24.1
29 FULTON		0	3.2	0	0	0	0	0	3.2
31 HUNTINGDON		0	0	62.1	0	0	31.5	0	93.6
32 INDIANA		197	123.8	0	0	24.8	0	0	345.6
33 JEFFERSON		4664.5	1195	205	0	477.8	0	26.9	6569.2
42 MCKEAN		12	285.1	0	0	8.8	1365.6	15.2	1686.7
53 POTTER		0	244.3	0	0	0	0	0	244.3
59 TIOGA		0	1.1	0	0	0	0	0	1.1
61 VENANGO		0	109.3	102.1	0	0	0	0	211.4
62 WARREN		6441.2	1337.9	229.9	0	54.9	0	0	8063.9
CT CONNECTICUT		0	25.5	0	0	0	0	0	25.5
DE DELAWARE (ST)		0	40	0	0	0	0	0	40
MD MARYLAND		0	0	0	0	0	0	0.2	0.2
NJ NEW JERSEY		8756.8	4466.1	7609.2	0	0	448.4	0	21280.5
NY NEW YORK		4149.8	264.3	21599.6	0	23.9	518.8	50.8	26607.2
WV WEST VIRGINIA		0	91.5	0	0	0	0	0	91.5
<b>Waste Totals:</b>		<b>85250.8</b>	<b>30707.1</b>	<b>32433.4</b>	<b>0</b>	<b>5624.1</b>	<b>2586.3</b>	<b>115.1</b>	<b>156716.8</b>



Commonwealth of Pennsylvania  
 Department of Environmental Protection  
 Bureau of Waste Management  
 Division of Reporting and Fee Collection

-----  
 Landfill Waste Receipts  
 in Tons (2000 lbs.) of Waste

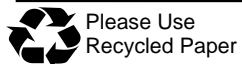
For Year:    Quarter:  
 2016       /       1

Disposal Facility: 100933, ALLIANCE SANITARY LANDFILL INC

County/State that Generated Waste	Waste Type:	Municipal	Residual	Sewage Sludge	Processed Medical	Construction	WTE Ash Residue	Asbestos	Total
08 BRADFORD		0	1976.9	0	0	0	0	0	1976.9
13 CARBON		106.1	0	0	0	0	0	0	106.1
35 LACKAWANNA		9929	1083.2	8	186.4	786.6	0	0	11993.2
39 LEHIGH		0	9.1	0	0	0	0	0	9.1
40 LUZERNE		19448.6	1113.4	4599.6	0	531.6	0	842.5	26535.7
45 MONROE		4272.9	201.5	0	0	320.9	0	0	4795.3
48 NORTHAMPTON		0	13.8	0	0	0	0	0	13.8
52 PIKE		2479.5	0	0	0	0.9	0	0	2480.4
54 SCHUYLKILL		2.7	15.6	0	0	0	0	0	18.3
58 SUSQUEHANNA		1076.2	114.4	95.9	0	61.4	0	0	1347.9
64 WAYNE		2899.8	64.9	0	0	9.8	0	0	2974.5
66 WYOMING		1193.7	34.7	0	0	41.5	0	0	1269.9
NJ NEW JERSEY		0	0	0	0	0	0	42.8	42.8
NY NEW YORK		632.6	0	17	0	0	0	86.4	736
<b>Waste Totals:</b>		<b>42041.1</b>	<b>4627.5</b>	<b>4720.5</b>	<b>186.4</b>	<b>1752.7</b>	<b>0</b>	<b>971.7</b>	<b>54299.9</b>

Disposal Facility: 100172, ARDEN LANDFILL INC.

County/State that Generated Waste	Waste Type:	Municipal	Residual	Sewage Sludge	Processed Medical	Construction	WTE Ash Residue	Asbestos	Total
02 ALLEGHENY		16176.9	3318.4	0	0	1645.9	0	0	21141.2
04 BEAVER		14667.6	161.3	38.9	0	20.9	0	0	14888.7
10 BUTLER		19.3	13.7	0	0	19.4	0	0	52.4
26 FAYETTE		210.2	0.9	0	0	0	0	0	211.1
30 GREENE		1373.5	1074.6	0	0	641.4	0	0	3089.5
32 INDIANA		0	0	0	0	0	1265.7	0	1265.7
63 WASHINGTON		13640.2	21116	2228.4	164.2	2446.4	0	0	39595.2
65 WESTMORELAND		0	45.3	0	0	0.2	0	0	45.5
OH OHIO		415.6	3316.3	0	0	52.8	0	0	3784.7
WV WEST VIRGINIA		756.2	7298.3	0	0	1080.9	13067.4	0	22202.8
<b>Waste Totals:</b>		<b>47259.5</b>	<b>36344.8</b>	<b>2267.3</b>	<b>164.2</b>	<b>5907.9</b>	<b>14333.1</b>	<b>0</b>	<b>106276.8</b>



Please Use  
Recycled Paper

Phone: 717-783-9258  
 Printed: 4/27/2016

Also visit our Internet WWW Site at: <http://www.dep.state.pa.us>

DISCLAIMER: While care has been taken in the preparation of this report, there is no warranty or guarantee as to the data, calculation or content accuracy. The Commonwealth reserves the right to update or change any data or presentation format without notice or liability.

Commonwealth of Pennsylvania  
 Department of Environmental Protection  
 Bureau of Waste Management  
 Division of Reporting and Fee Collection

-----  
 Landfill Waste Receipts  
 in Tons (2000 lbs.) of Waste

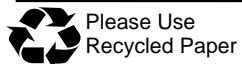
For Year:    Quarter:  
 2016       /       1

Disposal Facility: 101243, BRADFORD COUNTY SANITARY LANDFILL

County/State that Generated Waste	Waste Type:	Municipal	Residual	Sewage Sludge	Processed Medical	Construction	WTE Ash Residue	Asbestos	Total
08 BRADFORD		5141.4	4412.4	50.9	0	2002.6	0	1.6	11608.9
19 COLUMBIA		0.3	0	0	0	0	0	0	0.3
41 LYCOMING		0.1	38.2	0	0	0	0	0	38.3
45 MONROE		0.6	0	0	0	0	0	0	0.6
53 POTTER		0.4	0	36.2	0	1.4	0	0	38
57 SULLIVAN		580.9	0	0	0	201	0	0	781.9
58 SUSQUEHANNA		274	0	0	0	3.6	0	0	277.6
59 TIOGA		3907.2	5757.2	467.7	0	118	0	0	10250.1
66 WYOMING		834.7	275.5	0	0	125.1	0	0	1235.3
<b>Waste Totals:</b>		<b>10739.6</b>	<b>10483.3</b>	<b>554.8</b>	<b>0</b>	<b>2451.7</b>	<b>0</b>	<b>1.6</b>	<b>24231</b>

Disposal Facility: 100361, Casella McKean County Landfill

County/State that Generated Waste	Waste Type:	Municipal	Residual	Sewage Sludge	Processed Medical	Construction	WTE Ash Residue	Asbestos	Total
12 CAMERON		0	362.7	0	0	3.2	0	0	365.9
24 ELK		1770.2	6782.4	205	0	396.2	0	0	9153.8
25 ERIE		0	12.1	0	0	0	0	0	12.1
42 MCKEAN		3526.3	13174.6	486.6	0	1733	926.8	13	19860.3
53 POTTER		0	17.7	28.5	0	0	0	0	46.2
58 SUSQUEHANNA		0	144.7	0	0	0	0	0	144.7
60 UNION		0	0	0	0	28.5	0	0	28.5
62 WARREN		17.9	0	0	0	166.1	0	0	184
MA MASSACHUSETTS		0.2	0	0	0	0	0	0	0.2
NY NEW YORK		0	0	0	0	23.2	0	0	23.2
<b>Waste Totals:</b>		<b>5314.6</b>	<b>20494.2</b>	<b>720.1</b>	<b>0</b>	<b>2350.2</b>	<b>926.8</b>	<b>13</b>	<b>29818.9</b>



Please Use  
Recycled Paper

Phone: 717-783-9258  
 Printed: 4/27/2016

Also visit our Internet WWW Site at: <http://www.dep.state.pa.us>

DISCLAIMER: While care has been taken in the preparation of this report, there is no warranty or guarantee as to the data, calculation or content accuracy. The Commonwealth reserves the right to update or change any data or presentation format without notice or liability.

Commonwealth of Pennsylvania  
 Department of Environmental Protection  
 Bureau of Waste Management  
 Division of Reporting and Fee Collection

-----  
 Landfill Waste Receipts  
 in Tons (2000 lbs.) of Waste

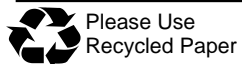
For Year:    Quarter:  
 2016       /       1

Disposal Facility: 100944, CHESTER COUNTY SWA LANCHESTER LANDFILL

County/State that Generated Waste	Waste Type:	Municipal	Residual	Sewage Sludge	Processed Medical	Construction	WTE Ash Residue	Asbestos	Total
06 BERKS		3097.1	4099.3	0	0	1167.6	2263	0	10627
09 BUCKS		0	0	0	0	0	9398.6	0	9398.6
15 CHESTER		45902.3	918.9	1112.2	0	6383.4	6.6	4.1	54327.5
36 LANCASTER		85.8	117.5	4.6	0	200.6	0	0	408.5
38 LEBANON		0	11.3	0	0	0	0	0	11.3
46 MONTGOMERY		619.6	0	0	0	67.2	12783.1	0	13469.9
51 PHILADELPHIA		0	0	0	0	2041	0	0	2041
DE DELAWARE (ST)		0	3.8	0	0	0	0	0	3.8
<b>Waste Totals:</b>		<b>49704.8</b>	<b>5150.8</b>	<b>1116.8</b>	<b>0</b>	<b>9859.8</b>	<b>24451.3</b>	<b>4.1</b>	<b>90287.6</b>

Disposal Facility: 100022, CHRIN BROTHERS SANITARY LANDFILL

County/State that Generated Waste	Waste Type:	Municipal	Residual	Sewage Sludge	Processed Medical	Construction	WTE Ash Residue	Asbestos	Total
09 BUCKS		1785.4	21.3	0	0	411.9	0	0	2218.6
13 CARBON		76.1	0	0	0	88.8	0	2.9	167.8
39 LEHIGH		8573.2	263.5	0	0	3146.1	0	11.8	11994.6
45 MONROE		0	0	0	0	13.8	0	0	13.8
46 MONTGOMERY		0	0	0	0	99.6	0	0.9	100.5
48 NORTHAMPTON		15122.5	1891.4	1960.1	0	5031.2	0	101	24106.2
52 PIKE		0	0	0	0	51.4	0	0	51.4
NJ NEW JERSEY		2003.9	31.9	0	0	1493.2	0	162.1	3691.1
<b>Waste Totals:</b>		<b>27561.1</b>	<b>2208.1</b>	<b>1960.1</b>	<b>0</b>	<b>10336</b>	<b>0</b>	<b>278.7</b>	<b>42344</b>



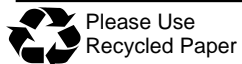
Commonwealth of Pennsylvania  
 Department of Environmental Protection  
 Bureau of Waste Management  
 Division of Reporting and Fee Collection

-----  
 Landfill Waste Receipts  
 in Tons (2000 lbs.) of Waste

For Year:    Quarter:  
 2016       /       1

Disposal Facility: 100955, CLINTON COUNTY SWA WAYNE TOWNSHIP LANDFILL

County/State that Generated Waste	Waste Type:	Municipal	Residual	Sewage Sludge	Processed Medical	Construction	WTE Ash Residue	Asbestos	Total
07 BLAIR		0	0	0	0	20.2	0	1	21.2
08 BRADFORD		0	0	0	0	84.9	0	0.2	85.1
09 BUCKS		0	0	0	0	0	0	0.1	0.1
10 BUTLER		20.8	0	0	0	0	0	0	20.8
14 CENTRE		610.9	504	505.4	0	58.3	0	112.4	1791
17 CLEARFIELD		555.1	15.5	0	0	0	0	0.5	571.1
18 CLINTON		6253.9	1370.3	894.8	0.2	810.9	0	10.1	9340.2
19 COLUMBIA		0.6	1537.8	0	0	603.1	0	50.1	2191.6
22 DAUPHIN		0	0	0	0	0	0	1.8	1.8
24 ELK		0	0	0	0	0	0	0.1	0.1
31 HUNTINGDON		0	1.5	0	0	25.8	0	0	27.3
32 INDIANA		0	0	0	0	0	0	0.9	0.9
33 JEFFERSON		0	0	0	0	0	0	0.8	0.8
34 JUNIATA		2108.6	643.6	0	0	142.8	0	0	2895
35 LACKAWANNA		0	0	0	0	0	0	0.2	0.2
40 LUZERNE		1504.1	373.1	0	0	444.4	0	0.8	2322.4
41 LYCOMING		3799.4	2949.7	71.3	0	1402.4	0	18.2	8241
44 MIFFLIN		4518.8	445	201.1	0	1409.6	0	30.6	6605.1
46 MONTGOMERY		0	0	0	0	0	0	7.9	7.9
47 MONTOUR		9.7	0	0	0	20.9	0	0	30.6
49 NORTHUMBERLAND		1123.6	40	631.7	0	1066.1	0	10.1	2871.5
50 PERRY		1604.3	0	0	0	145.5	0	0	1749.8
53 POTTER		0	0	0	0	0	0	0.5	0.5
54 SCHUYLKILL		0	0	0	0	322.4	0	16.5	338.9
55 SNYDER		630.5	13.3	0	0	100.6	0	0	744.4
57 SULLIVAN		0	0	0	0	24.8	0	0	24.8
59 TIOGA		4.4	70.7	0	0	0	0	0.1	75.2
60 UNION		52.8	0	0	0	38.2	0	1.2	92.2
64 WAYNE		0.8	0	0	0	0	0	0	0.8
67 YORK		0	0	0	0	0	0	0.2	0.2
NJ NEW JERSEY		274.7	0	0	0	0	0	0	274.7
<b>Waste Totals:</b>		<b>23073</b>	<b>7964.5</b>	<b>2304.3</b>	<b>0.2</b>	<b>6720.9</b>	<b>0</b>	<b>264.3</b>	<b>40327.2</b>



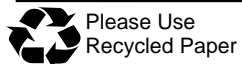
Commonwealth of Pennsylvania  
 Department of Environmental Protection  
 Bureau of Waste Management  
 Division of Reporting and Fee Collection

-----  
 Landfill Waste Receipts  
 in Tons (2000 lbs.) of Waste

For Year:    Quarter:  
 2016       /       1

Disposal Facility: 101615, COMMONWEALTH ENVIRONMENTAL SYSTEMS LANDFILL

County/State that Generated Waste	Waste Type:	Municipal	Residual	Sewage Sludge	Processed Medical	Construction	WTE Ash Residue	Asbestos	Total
06 BERKS		1361.7	1163.9	43.4	0	6278.5	0	0	8847.5
09 BUCKS		0	234.9	0	0	0	0	0	234.9
13 CARBON		4005.8	35	0	0	42.2	0	0	4083
19 COLUMBIA		0.2	0	0	0	0	0	0	0.2
22 DAUPHIN		0	219.9	0	0	266.2	0	0	486.1
38 LEBANON		0	344.4	0	0	0	0	0	344.4
39 LEHIGH		6509	0	0	0	0	0	0	6509
40 LUZERNE		7253	1343.9	274.2	76	286.2	0	0	9233.3
46 MONTGOMERY		252.5	0	0	0	0	0	0	252.5
48 NORTHAMPTON		42.6	0	0	0	60.8	0	0	103.4
49 NORTHUMBERLAND		8884.5	247.1	0	0	160.1	0	0	9291.7
54 SCHUYLKILL		30511.3	4376.7	1104.1	38.3	1061.1	0	5.4	37096.9
CT CONNECTICUT		0	0	0	0	42.2	0	0	42.2
NJ NEW JERSEY		29418.3	1421.5	0	0	20073.5	0	0	50913.3
NY NEW YORK		18257.2	83.3	3664.5	0	608.9	0	0	22613.9
<b>Waste Totals:</b>		<b>106496.1</b>	<b>9470.6</b>	<b>5086.2</b>	<b>114.3</b>	<b>28879.7</b>	<b>0</b>	<b>5.4</b>	<b>150052.3</b>



Please Use  
Recycled Paper

Phone: 717-783-9258  
 Printed: 4/27/2016

Also visit our Internet WWW Site at: <http://www.dep.state.pa.us>

DISCLAIMER: While care has been taken in the preparation of this report, there is no warranty or guarantee as to the data, calculation or content accuracy. The Commonwealth reserves the right to update or change any data or presentation format without notice or liability.

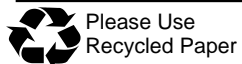
Commonwealth of Pennsylvania  
 Department of Environmental Protection  
 Bureau of Waste Management  
 Division of Reporting and Fee Collection

-----  
 Landfill Waste Receipts  
 in Tons (2000 lbs.) of Waste

For Year:    Quarter:  
 2016       /       1

Disposal Facility: 101509, CONNESTOGA LANDFILL

County/State that Generated Waste	Waste Type:	Municipal	Residual	Sewage Sludge	Processed Medical	Construction	WTE Ash Residue	Asbestos	Total
06 BERKS		23268.6	5066.6	23.7	3955.3	57.9	0	4.9	32377
09 BUCKS		28107	261.1	0	0	123.4	0	7.1	28498.6
15 CHESTER		0	2438.1	0	0	0	0	39.6	2477.7
22 DAUPHIN		0	16.7	0	0	0	0	0	16.7
23 DELAWARE		0	6128.6	354.4	24.2	206.3	0	278.4	6991.9
36 LANCASTER		0	1169.4	0	0	0	0	0	1169.4
38 LEBANON		0	491.2	0	0	0	0	0	491.2
39 LEHIGH		560	50.7	0	0	20.1	0	0.4	631.2
40 LUZERNE		0	0	0	0	0	0	1	1
45 MONROE		0	0	0	0	0	0	0.3	0.3
46 MONTGOMERY		8313.9	11551	0	0	712.1	0	135.9	20712.9
51 PHILADELPHIA		21378.6	6678.5	0	54.5	3821.9	0	153.6	32087.1
54 SCHUYLKILL		0	2.5	0	0	0	0	0	2.5
64 WAYNE		0	0	0	0	0	0	4	4
DE DELAWARE (ST)		0	6.3	0	0	0	0	0	6.3
MD MARYLAND		0	54.1	0	0	0	0	0	54.1
NJ NEW JERSEY		62702	4586.2	0	0	757.3	0	393.8	68439.3
NY NEW YORK		0	1135.4	0	0	14.8	0	0.7	1150.9
<b>Waste Totals:</b>		<b>144330.1</b>	<b>39636.4</b>	<b>378.1</b>	<b>4034</b>	<b>5713.8</b>	<b>0</b>	<b>1019.7</b>	<b>195112.1</b>



Please Use  
Recycled Paper

Phone: 717-783-9258  
 Printed: 4/27/2016

Also visit our Internet WWW Site at: <http://www.dep.state.pa.us>

DISCLAIMER: While care has been taken in the preparation of this report, there is no warranty or guarantee as to the data, calculation or content accuracy. The Commonwealth reserves the right to update or change any data or presentation format without notice or liability.



Commonwealth of Pennsylvania  
 Department of Environmental Protection  
 Bureau of Waste Management  
 Division of Reporting and Fee Collection

-----  
 Landfill Waste Receipts  
 in Tons (2000 lbs.) of Waste

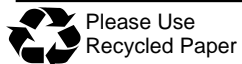
For Year:    Quarter:  
 2016       /       1

Disposal Facility: 400593, COVANTA DELAWARE VALLEY

County/State that Generated Waste	Waste Type:	Municipal	Residual	Sewage Sludge	Processed Medical	Construction	WTE Ash Residue	Asbestos	Total
15 CHESTER		0	7.9	0	0	0	0	0	7.9
23 DELAWARE		79127.7	508.8	0	0	0	0	0	79636.5
39 LEHIGH		0	45	0	0	0	0	0	45
51 PHILADELPHIA		81046.4	793.4	0	0	0	0	0	81839.8
DE DELAWARE (ST)		2584.9	1661.2	0	0	0	0	0	4246.1
MD MARYLAND		6191.7	12.5	0	0	0	0	0	6204.2
NC NORTH CAROLINA		0	352.8	0	0	0	0	0	352.8
NJ NEW JERSEY		48869.2	1649.2	0	0	0	0	0	50518.4
NY NEW YORK		65360.7	0	0	0	0	0	0	65360.7
PR PUERTO RICO		0	575.4	0	0	0	0	0	575.4
VA VIRGINIA		0	267.1	0	0	0	0	0	267.1
<b>Waste Totals:</b>		<b>283180.6</b>	<b>5873.3</b>	<b>0</b>	<b>0</b>	<b>0</b>	<b>0</b>	<b>0</b>	<b>289053.9</b>

Disposal Facility: 400558, COVANTA PLYMOUTH RENEWABLE ENERGY

County/State that Generated Waste	Waste Type:	Municipal	Residual	Sewage Sludge	Processed Medical	Construction	WTE Ash Residue	Asbestos	Total
06 BERKS		116.2	23	0	0	0	0	0	139.2
09 BUCKS		9834.8	446.5	0	0	0	0	0	10281.3
15 CHESTER		182.7	277.5	0	0	0	0	0	460.2
23 DELAWARE		2642	0	0	0	0	0	0	2642
39 LEHIGH		1625.6	1099.2	0	0	0	0	0	2724.8
46 MONTGOMERY		66318.3	1990.7	0	0	0	0	0	68309
48 NORTHAMPTON		0	183.2	0	0	0	0	0	183.2
51 PHILADELPHIA		10595.5	20.8	0	0	0	0	0	10616.3
<b>Waste Totals:</b>		<b>91315.1</b>	<b>4040.9</b>	<b>0</b>	<b>0</b>	<b>0</b>	<b>0</b>	<b>0</b>	<b>95356</b>



Please Use  
Recycled Paper

Phone: 717-783-9258  
 Printed: 4/27/2016

Also visit our Internet WWW Site at: <http://www.dep.state.pa.us>

DISCLAIMER: While care has been taken in the preparation of this report, there is no warranty or guarantee as to the data, calculation or content accuracy. The Commonwealth reserves the right to update or change any data or presentation format without notice or liability.

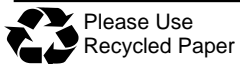
Commonwealth of Pennsylvania  
 Department of Environmental Protection  
 Bureau of Waste Management  
 Division of Reporting and Fee Collection

-----  
 Landfill Waste Receipts  
 in Tons (2000 lbs.) of Waste

For Year:   Quarter:  
 2016     /     1

Disposal Facility: 100945, CUMBERLAND COUNTY LANDFILL

County/State that Generated Waste	Waste Type:	Municipal	Residual	Sewage Sludge	Processed Medical	Construction	WTE Ash Residue	Asbestos	Total
01 ADAMS		1617	123.9	0	0	61	0	9.2	1811.1
05 BEDFORD		5806.3	57.8	0	0	0	0	101.8	5965.9
06 BERKS		64	174.1	0	0	103.5	0	0	341.6
09 BUCKS		0	56.6	18.7	0	0	0	0	75.3
21 CUMBERLAND		7461.8	3760	478.4	0	9662.5	0	19.7	21382.4
22 DAUPHIN		0	0	196.8	0	17	0	107.9	321.7
28 FRANKLIN		974.8	17.3	3.1	0	97.7	0	16.2	1109.1
31 HUNTINGDON		5513.3	250.6	0	0	5.1	0	0	5769
34 JUNIATA		2.9	124.5	0	0	52	0	0	179.4
36 LANCASTER		0	0	148	0	0	0	0	148
38 LEBANON		0	2683.1	0	0	0	0	3.3	2686.4
39 LEHIGH		297.7	0	0	0	0	0	0	297.7
40 LUZERNE		9.6	0	0	0	0	0	0	9.6
44 MIFFLIN		0	0	0	0	11.4	0	0	11.4
46 MONTGOMERY		0	103.6	21.8	0	0	0	0	125.4
50 PERRY		420.1	0	164.7	0	410	0	0	994.8
51 PHILADELPHIA		0	34.9	0	0	0	0	4.6	39.5
55 SNYDER		0	0	0	0	13.5	0	0	13.5
67 YORK		0	5620.4	249.1	0	108.4	0	17	5994.9
CT CONNECTICUT		0	1255	0	0	0	0	0	1255
MD MARYLAND		21280.2	238	4099	0	0	0	1457.1	27074.3
NJ NEW JERSEY		67031.3	3013.7	0	0	24.2	0	170.4	70239.6
NY NEW YORK		0	1095.5	6207	0	0	0	0	7302.5
<b>Waste Totals:</b>		<b>110479</b>	<b>18609</b>	<b>11586.6</b>	<b>0</b>	<b>10566.3</b>	<b>0</b>	<b>1907.2</b>	<b>153148.1</b>



Commonwealth of Pennsylvania  
 Department of Environmental Protection  
 Bureau of Waste Management  
 Division of Reporting and Fee Collection

-----  
 Landfill Waste Receipts  
 in Tons (2000 lbs.) of Waste

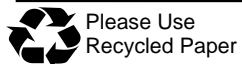
For Year:    Quarter:  
 2016       /       1

Disposal Facility: 100345, DELAWARE COUNTY SWA ROLLING HILLS LANDFILL

County/State that Generated Waste	Waste Type:	Municipal	Residual	Sewage Sludge	Processed Medical	Construction	WTE Ash Residue	Asbestos	Total
06 BERKS		10842.5	2222.3	60.8	0	798.4	5808.1	1.9	19734
09 BUCKS		0	0	0	0	9273.9	0	0	9273.9
15 CHESTER		1000.9	0	0	0	24.3	0	0	1025.2
23 DELAWARE		91.1	0	0	0	0	96983.6	0	97074.7
46 MONTGOMERY		2625.2	527.2	0	0	5487.1	10935.6	0	19575.1
51 PHILADELPHIA		0	0	0	0	5144.4	0	0	5144.4
NJ NEW JERSEY		0	0	193	0	21.9	4371.1	0	4586
<b>Waste Totals:</b>		<b>14559.7</b>	<b>2749.5</b>	<b>253.8</b>	<b>0</b>	<b>20750</b>	<b>118098.4</b>	<b>1.9</b>	<b>156413.3</b>

Disposal Facility: 100434, EVERGREEN LANDFILL

County/State that Generated Waste	Waste Type:	Municipal	Residual	Sewage Sludge	Processed Medical	Construction	WTE Ash Residue	Asbestos	Total
03 ARMSTRONG		2654.1	122.6	12.2	0	190.5	0	0	2979.4
11 CAMBRIA		17.5	88.9	0	0	3	0	0	109.4
16 CLARION		0	231.1	0	0	0	0	0	231.1
17 CLEARFIELD		0	20.7	0	0	0	0	0	20.7
26 FAYETTE		5.6	0	0	0	7.5	0	0	13.1
32 INDIANA		8326.6	9243.4	513.7	0	1373.7	0	0	19457.4
33 JEFFERSON		471.2	5	219.7	0	23.3	0	0	719.2
65 WESTMORELAND		3997.5	916.1	337.6	0	186.1	0	0	5437.3
<b>Waste Totals:</b>		<b>15472.5</b>	<b>10627.8</b>	<b>1083.2</b>	<b>0</b>	<b>1784.1</b>	<b>0</b>	<b>0</b>	<b>28967.6</b>



Please Use  
Recycled Paper

Phone: 717-783-9258  
 Printed: 4/27/2016

Also visit our Internet WWW Site at: <http://www.dep.state.pa.us>

DISCLAIMER: While care has been taken in the preparation of this report, there is no warranty or guarantee as to the data, calculation or content accuracy. The Commonwealth reserves the right to update or change any data or presentation format without notice or liability.

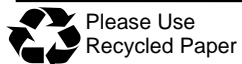
Commonwealth of Pennsylvania  
 Department of Environmental Protection  
 Bureau of Waste Management  
 Division of Reporting and Fee Collection

-----  
 Landfill Waste Receipts  
 in Tons (2000 lbs.) of Waste

For Year:    Quarter:  
 2016       /       1

Disposal Facility: 101680, G.R.O.W.S. NORTH

County/State that Generated Waste	Waste Type:	Municipal	Residual	Sewage Sludge	Processed Medical	Construction	WTE Ash Residue	Asbestos	Total
02 ALLEGHENY		1	0	0	0	0	0	0	1
06 BERKS		6	88.1	0	0	0.3	0	0	94.4
09 BUCKS		4732.2	11746.3	2675.1	11.7	964.7	1201	0	21331
13 CARBON		2.1	0	0	0	0	0	0	2.1
15 CHESTER		0	16.5	0	0	0	0	0	16.5
21 CUMBERLAND		33.4	0	0	0	0	0	0	33.4
23 DELAWARE		5717	19.7	701.8	0	4.8	0	0	6443.3
39 LEHIGH		186.1	0	0	0	0	0	0	186.1
46 MONTGOMERY		1296.9	9033.7	1171.6	4.3	0	26.7	0	11533.2
48 NORTHAMPTON		1	0	0	0	0	0	0	1
49 NORTHUMBERLAND		8.6	0	0	0	0	0	0	8.6
51 PHILADELPHIA		48173.5	1768.8	3055.4	68.3	442.8	0	0	53508.8
CT CONNECTICUT		0	114.1	0	0	0	0	0	114.1
DE DELAWARE (ST)		0	2555	0	0	0	0	0	2555
MA MASSACHUSETTS		0	11.1	0	0	0	0	0	11.1
MD MARYLAND		0	13	0	0	0	0	0	13
NH NEW HAMPSHIRE		0	0	0	0	21.6	0	0	21.6
NJ NEW JERSEY		57405.1	26504.7	4634.1	0	29935.1	2978.2	0	121457.2
NY NEW YORK		97567.2	1761.7	1420.7	27.9	8134.5	0	0	108912
<b>Waste Totals:</b>		<b>215130.1</b>	<b>53632.7</b>	<b>13658.7</b>	<b>112.2</b>	<b>39503.8</b>	<b>4205.9</b>	<b>0</b>	<b>326243.4</b>



Commonwealth of Pennsylvania  
 Department of Environmental Protection  
 Bureau of Waste Management  
 Division of Reporting and Fee Collection

-----  
 Landfill Waste Receipts  
 in Tons (2000 lbs.) of Waste

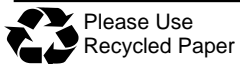
For Year:    Quarter:  
 2016       /       1

Disposal Facility: 100265, GRAND CENTRAL SANITARY LANDFILL INC

County/State that Generated Waste	Waste Type:	Municipal	Residual	Sewage Sludge	Processed Medical	Construction	WTE Ash Residue	Asbestos	Total
06 BERKS		621.5	10.6	0	0	0	0	0	632.1
09 BUCKS		109.9	29.2	0	38.8	0	0	0	177.9
13 CARBON		2135.8	32.1	206	0	229.1	0	0	2603
35 LACKAWANNA		3.2	0	0	0	0	0	0	3.2
39 LEHIGH		27993.8	396.7	233.6	215.4	350.1	0	15.5	29205.1
40 LUZERNE		12.7	0	0	0	6.5	0	0	19.2
45 MONROE		17638.8	713.5	529.7	1171.6	3249.7	0	0	23303.3
46 MONTGOMERY		13.8	0	5.8	238.5	273.1	0	0	531.2
48 NORTHAMPTON		26632.9	2299	816.5	47.5	1774.4	0	0	31570.3
52 PIKE		539	6	0	0	62.8	0	0	607.8
CT CONNECTICUT		0	0	0	0	7.4	0	0	7.4
NJ NEW JERSEY		33220.8	2249	159	0	981.1	26895.5	71.7	63577.1
NY NEW YORK		8909.7	0.2	3229.1	117.4	200.2	0	4	12460.6
VA VIRGINIA		0	0	0	0	0	0	4.3	4.3
<b>Waste Totals:</b>		<b>117831.9</b>	<b>5736.3</b>	<b>5179.7</b>	<b>1829.2</b>	<b>7134.4</b>	<b>26895.5</b>	<b>95.5</b>	<b>164702.5</b>

Disposal Facility: 101544, GREATER LEBANON REFUSE AUTHORITY LANDFILL

County/State that Generated Waste	Waste Type:	Municipal	Residual	Sewage Sludge	Processed Medical	Construction	WTE Ash Residue	Asbestos	Total
38 LEBANON		18586.1	8912.9	603.4	0	4015.7	0	0	32118.1
<b>Waste Totals:</b>		<b>18586.1</b>	<b>8912.9</b>	<b>603.4</b>	<b>0</b>	<b>4015.7</b>	<b>0</b>	<b>0</b>	<b>32118.1</b>



Please Use  
Recycled Paper

Phone: 717-783-9258  
 Printed: 4/27/2016

Also visit our Internet WWW Site at: <http://www.dep.state.pa.us>

DISCLAIMER: While care has been taken in the preparation of this report, there is no warranty or guarantee as to the data, calculation or content accuracy. The Commonwealth reserves the right to update or change any data or presentation format without notice or liability.

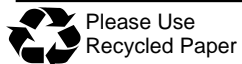
Commonwealth of Pennsylvania  
 Department of Environmental Protection  
 Bureau of Waste Management  
 Division of Reporting and Fee Collection

-----  
 Landfill Waste Receipts  
 in Tons (2000 lbs.) of Waste

For Year:    Quarter:  
 2016       /    1

Disposal Facility: 100281, GREENRIDGE RECLAMATION LANDFILL

County/State that Generated Waste	Waste Type:	Municipal	Residual	Sewage Sludge	Processed Medical	Construction	WTE Ash Residue	Asbestos	Total
02 ALLEGHENY		15133.9	3085.9	1423.8	0	335	0	3.5	19982.1
03 ARMSTRONG		1.1	10.8	0	0	0	0	0	11.9
04 BEAVER		0	0	0	0	0	0	0	0
06 BERKS		0	0	0	0	0	0	0	0
10 BUTLER		2.5	0	143.6	0	0	0	0	146.1
11 CAMBRIA		0	0	0	0	15.9	0	0	15.9
26 FAYETTE		617.3	64.1	131	0	325.7	0	0	1138.1
30 GREENE		0	0	0	0	0	0	0	0
32 INDIANA		0	0	0	0	0	0	0	0
56 SOMERSET		554.7	0	0	0	25.1	0	0	579.8
63 WASHINGTON		481.1	154.5	454.1	0	71.9	0	0	1161.6
65 WESTMORELAND		14643.3	10087	2957.8	0	2412.6	0	11.4	30112.1
WV WEST VIRGINIA		0	5082.3	0	554.4	0	0	0	5636.7
<b>Waste Totals:</b>		<b>31433.9</b>	<b>18484.6</b>	<b>5110.3</b>	<b>554.4</b>	<b>3186.2</b>	<b>0</b>	<b>14.9</b>	<b>58784.3</b>



Please Use  
Recycled Paper

Phone: 717-783-9258  
 Printed: 4/27/2016

Also visit our Internet WWW Site at: <http://www.dep.state.pa.us>

DISCLAIMER: While care has been taken in the preparation of this report, there is no warranty or guarantee as to the data, calculation or content accuracy. The Commonwealth reserves the right to update or change any data or presentation format without notice or liability.

Commonwealth of Pennsylvania  
 Department of Environmental Protection  
 Bureau of Waste Management  
 Division of Reporting and Fee Collection

-----  
 Landfill Waste Receipts  
 in Tons (2000 lbs.) of Waste

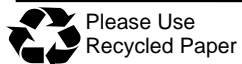
For Year:    Quarter:  
 2016       /       1

Disposal Facility: 100758, HARRISBURG MATERIALS ENERGY RECYCLING & RECOVERY FACILITY

County/State that Generated Waste	Waste Type:	Municipal	Residual	Sewage Sludge	Processed Medical	Construction	WTE Ash Residue	Asbestos	Total
06 BERKS		5493.3	0	0	0	8.6	0	0	5501.9
10 BUTLER		0	238.8	0	0	0	0	0	238.8
18 CLINTON		0	126.6	0	0	0	0	0	126.6
19 COLUMBIA		52.5	0	0	0	0	0	0	52.5
21 CUMBERLAND		6853.6	109.8	0	0	876.9	0	0	7840.3
22 DAUPHIN		37323.4	1072.2	0	0	2743.8	0	0	41139.4
28 FRANKLIN		26.1	194.9	0	0	0	0	0	221
34 JUNIATA		0.2	0	0	0	0	0	0	0.2
36 LANCASTER		1123.6	0	0	0	0	0	0	1123.6
40 LUZERNE		0	72.9	0	0	0	0	0	72.9
41 LYCOMING		0	9.8	0	0	0	0	0	9.8
49 NORTHUMBERLAND		16.2	0	0	0	0	0	0	16.2
50 PERRY		442.5	0	0	0	26.7	0	0	469.2
54 SCHUYLKILL		293	39.1	0	0	0	0	0	332.1
65 WESTMORELAND		0	19.4	0	0	0	0	0	19.4
67 YORK		0	0	0	0	35.8	0	0	35.8
MD MARYLAND		0	34.4	0	0	0	0	0	34.4
NJ NEW JERSEY		15037.5	0	0	0	0	0	0	15037.5
<b>Waste Totals:</b>		<b>66661.9</b>	<b>1917.9</b>	<b>0</b>	<b>0</b>	<b>3691.8</b>	<b>0</b>	<b>0</b>	<b>72271.6</b>

Disposal Facility: 100020, IESI PA BETHLEHEM LANDFILL CORP.

County/State that Generated Waste	Waste Type:	Municipal	Residual	Sewage Sludge	Processed Medical	Construction	WTE Ash Residue	Asbestos	Total
09 BUCKS		1450.3	313.7	0	0	105.1	0	0	1869.1
23 DELAWARE		0	0	0	0	17.3	0	0	17.3
39 LEHIGH		5800	1457.2	0	0	315.1	0	0	7572.3
46 MONTGOMERY		0	49	0	0	15.9	0	0	64.9
48 NORTHAMPTON		8383.4	135.6	0	0	1209.8	0	0	9728.8
NJ NEW JERSEY		7272.1	433.4	0	0	1724.6	0	9.2	9439.3
NY NEW YORK		2567.4	0	0	0	607.9	0	0	3175.3
<b>Waste Totals:</b>		<b>25473.2</b>	<b>2388.9</b>	<b>0</b>	<b>0</b>	<b>3995.7</b>	<b>0</b>	<b>9.2</b>	<b>31867</b>



Commonwealth of Pennsylvania  
 Department of Environmental Protection  
 Bureau of Waste Management  
 Division of Reporting and Fee Collection

Landfill Waste Receipts  
 in Tons (2000 lbs.) of Waste

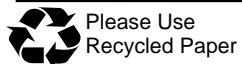
For Year: 2016    Quarter: 1

Disposal Facility: 100934, IESI PA BLUE RIDGE LANDFILL CORP

County/State that Generated Waste	Waste Type:	Municipal	Residual	Sewage Sludge	Processed Medical	Construction	WTE Ash Residue	Asbestos	Total
01 ADAMS		5162.4	465.3	0	0	1523.9	0	0	7151.6
21 CUMBERLAND		3092.9	86.9	287.4	0	2573.3	0	0	6040.5
22 DAUPHIN		0	0	0	0	58.8	0	0	58.8
23 DELAWARE		0	1118.9	0	0	0	0	0	1118.9
28 FRANKLIN		16387.3	3930.2	2545.7	0	3353.2	0	0	26216.4
29 FULTON		6.1	0	0	0	5	0	0	11.1
50 PERRY		26.6	0	0	0	0	0	0	26.6
67 YORK		0	11.6	0	0	115.9	0	0	127.5
DC DISRICT OF COLUMBIA		15599.8	363.4	0	0	0	0	0	15963.2
DE DELAWARE (ST)		0	1718.3	0	0	0	0	0	1718.3
MD MARYLAND		69887.3	3606.7	387.5	0	731.9	0	0	74613.4
NJ NEW JERSEY		0	0	0	0	43.7	0	0	43.7
NY NEW YORK		28944.3	998.5	108.2	0	140.1	0	0	30191.1
WV WEST VIRGINIA		1973.1	0	0	0	3.9	0	0	1977
<b>Waste Totals:</b>		<b>141079.8</b>	<b>12299.8</b>	<b>3328.8</b>	<b>0</b>	<b>8549.7</b>	<b>0</b>	<b>0</b>	<b>165258.1</b>

Disposal Facility: 100620, IMPERIAL LANDFILL

County/State that Generated Waste	Waste Type:	Municipal	Residual	Sewage Sludge	Processed Medical	Construction	WTE Ash Residue	Asbestos	Total
02 ALLEGHENY		68163.5	14873.5	5280.9	0	5664.7	1773.2	910.9	96666.7
04 BEAVER		2154.3	651.5	1457	0	77	0	2.4	4342.2
07 BLAIR		0	0	0	0	0	0	1.5	1.5
10 BUTLER		1007.5	983.4	20.3	0	58.3	0	0	2069.5
26 FAYETTE		33.6	273.7	0	0	0	0	0	307.3
30 GREENE		0	650.9	0	0	0	0	0	650.9
37 LAWRENCE		0	5.7	0	0	0	0	47.7	53.4
63 WASHINGTON		5563	18295.4	699.5	0	607.1	0	13.3	25178.3
65 WESTMORELAND		70.9	258.7	0	0	0	0	0	329.6
CT CONNECTICUT		0	39.2	0	0	0	0	8.3	47.5
NY NEW YORK		0	405.2	0	0	0	0	7.1	412.3
OH OHIO		6.9	405.2	53.3	0	0	0	15.7	481.1
WV WEST VIRGINIA		2535	152.4	90.2	0	0	0	18.6	2796.2
<b>Waste Totals:</b>		<b>79534.7</b>	<b>36994.8</b>	<b>7601.2</b>	<b>0</b>	<b>6407.1</b>	<b>1773.2</b>	<b>1025.5</b>	<b>133336.5</b>





Commonwealth of Pennsylvania  
 Department of Environmental Protection  
 Bureau of Waste Management  
 Division of Reporting and Fee Collection

-----  
 Landfill Waste Receipts  
 in Tons (2000 lbs.) of Waste

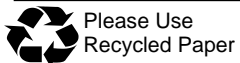
For Year:    Quarter:  
 2016       /       1

Disposal Facility: 101439, JOSEPH J BRUNNER INC LANDFILL

County/State that Generated Waste	Waste Type:	Municipal	Residual	Sewage Sludge	Processed Medical	Construction	WTE Ash Residue	Asbestos	Total
02 ALLEGHENY		4073.3	18.8	230.3	0	0	0	0	4322.4
04 BEAVER		5320.9	1984.6	1817.2	0	0	0	0	9122.7
10 BUTLER		1008.6	57.1	800.5	0	0	0	0	1866.2
37 LAWRENCE		42.3	0	56.7	0	0	0	0	99
<b>Waste Totals:</b>		<b>10445.1</b>	<b>2060.5</b>	<b>2904.7</b>	<b>0</b>	<b>0</b>	<b>0</b>	<b>0</b>	<b>15410.3</b>

Disposal Facility: 100663, KELLY RUN SANITATION INC LANDFILL

County/State that Generated Waste	Waste Type:	Municipal	Residual	Sewage Sludge	Processed Medical	Construction	WTE Ash Residue	Asbestos	Total
02 ALLEGHENY		9584	2939.4	47	0	1676.2	0	0	14246.6
10 BUTLER		0	0	0	0	1.3	0	0	1.3
26 FAYETTE		767.3	139.4	233.3	0	96.3	0	0	1236.3
30 GREENE		85	45	0	0	7.1	0	0	137.1
63 WASHINGTON		1391.6	7684.5	27.2	0	152.4	0	0	9255.7
65 WESTMORELAND		1447.4	26.1	0	0	130.4	0	0	1603.9
WV WEST VIRGINIA		6.9	9	0	0	0	0	0	15.9
<b>Waste Totals:</b>		<b>13282.2</b>	<b>10843.4</b>	<b>307.5</b>	<b>0</b>	<b>2063.7</b>	<b>0</b>	<b>0</b>	<b>26496.8</b>



Please Use  
Recycled Paper

Phone: 717-783-9258  
 Printed: 4/27/2016

Also visit our Internet WWW Site at: <http://www.dep.state.pa.us>

DISCLAIMER: While care has been taken in the preparation of this report, there is no warranty or guarantee as to the data, calculation or content accuracy. The Commonwealth reserves the right to update or change any data or presentation format without notice or liability.

Commonwealth of Pennsylvania  
 Department of Environmental Protection  
 Bureau of Waste Management  
 Division of Reporting and Fee Collection

-----  
 Landfill Waste Receipts  
 in Tons (2000 lbs.) of Waste

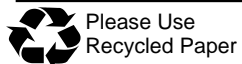
For Year:    Quarter:  
 2016       /       1

Disposal Facility: 101247, KEYSTONE SANITARY LANDFILL

County/State that Generated Waste	Waste Type:	Municipal	Residual	Sewage Sludge	Processed Medical	Construction	WTE Ash Residue	Asbestos	Total
08 BRADFORD		0	56.5	0	0	0	0	0	56.5
13 CARBON		87.8	4.9	0	0	0	0	0	92.7
19 COLUMBIA		0	3.8	0	0	0	0	0	3.8
35 LACKAWANNA		36632.8	13233.4	5291.1	0	2164.3	0	40.2	57361.8
39 LEHIGH		360.2	57.3	0	0	0	0	0	417.5
40 LUZERNE		15911.5	3943	1649.1	0	1759.8	0	347.8	23611.2
45 MONROE		3608.5	188	581.4	0	53.8	0	2.8	4434.5
46 MONTGOMERY		135.7	0	0	0	0	0	0	135.7
48 NORTHAMPTON		12.4	18.2	236.2	0	0	0	0	266.8
52 PIKE		4550	60.4	0	0	290.2	0	0	4900.6
57 SULLIVAN		0	0	0	0	45.5	0	0	45.5
58 SUSQUEHANNA		2934.6	13646	0	0	455.9	0	0	17036.5
64 WAYNE		412.5	0	391.4	0	613.2	0	0	1417.1
66 WYOMING		968.1	22.9	81.5	0	162.5	0	0	1235
CT CONNECTICUT		417.8	0	0	0	0	0	0	417.8
NJ NEW JERSEY		91310.2	272.9	0	0	191.3	0	0	91774.4
NY NEW YORK		177648	1951	0	0	15.1	0	0	179614.1
<b>Waste Totals:</b>		<b>334990.1</b>	<b>33458.3</b>	<b>8230.7</b>	<b>0</b>	<b>5751.6</b>	<b>0</b>	<b>390.8</b>	<b>382821.5</b>

Disposal Facility: 100329, LAKE VIEW LANDFILL

County/State that Generated Waste	Waste Type:	Municipal	Residual	Sewage Sludge	Processed Medical	Construction	WTE Ash Residue	Asbestos	Total
20 CRAWFORD		1881.1	1327.8	9.2	0	166.3	0	0	3384.4
25 ERIE		29523	20889.8	3378.6	0	3180.3	749.4	55.9	57777
43 MERCER		5602.2	7.3	0	0	0	0	0	5609.5
61 VENANGO		0	120	0	0	0	0	0	120
62 WARREN		0	26	0	0	0	0	0	26
<b>Waste Totals:</b>		<b>37006.3</b>	<b>22370.9</b>	<b>3387.8</b>	<b>0</b>	<b>3346.6</b>	<b>749.4</b>	<b>55.9</b>	<b>66916.9</b>



Commonwealth of Pennsylvania  
 Department of Environmental Protection  
 Bureau of Waste Management  
 Division of Reporting and Fee Collection

-----  
 Landfill Waste Receipts  
 in Tons (2000 lbs.) of Waste

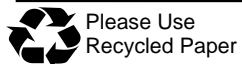
For Year:    Quarter:  
 2016       /       1

Disposal Facility: 101534, LAUREL HIGHLANDS LANDFILL INC

County/State that Generated Waste	Waste Type:	Municipal	Residual	Sewage Sludge	Processed Medical	Construction	WTE Ash Residue	Asbestos	Total
07 BLAIR		4199.3	5815.4	3059.5	0	799.7	0	0	13873.9
11 CAMBRIA		7627.7	374	1173.6	0	487.1	0	0	9662.4
14 CENTRE		0	306.5	0	0	0	0	0	306.5
17 CLEARFIELD		0	3.2	72	0	0	0	0	75.2
31 HUNTINGDON		0	234.2	0	0	0	0	0	234.2
32 INDIANA		223.1	855	0	0	108.5	0	0	1186.6
33 JEFFERSON		21.4	0	0	0	22.9	0	0	44.3
34 JUNIATA		29.6	0	0	0	0	0	0	29.6
56 SOMERSET		31.7	0	0	0	0	0	0	31.7
65 WESTMORELAND		85	189.5	0	0	3	0	0	277.5
<b>Waste Totals:</b>		<b>12217.8</b>	<b>7777.8</b>	<b>4305.1</b>	<b>0</b>	<b>1421.2</b>	<b>0</b>	<b>0</b>	<b>25721.9</b>

Disposal Facility: 101389, LCSWMA FREY FARM LANDFILL

County/State that Generated Waste	Waste Type:	Municipal	Residual	Sewage Sludge	Processed Medical	Construction	WTE Ash Residue	Asbestos	Total
06 BERKS		0	4.7	0	0	0	0	0	4.7
21 CUMBERLAND		0	11.5	0	0	0	0	0	11.5
22 DAUPHIN		0	30.8	0	0	3852.8	21281.5	0	25165.1
36 LANCASTER		8641.2	19929.7	5334.2	154.7	23446.3	23408.1	2.6	80916.8
38 LEBANON		0	410.6	0	0	0	0	0	410.6
67 YORK		3	1582.3	0	0	49.8	0	0	1635.1
DE DELAWARE (ST)		0	24.1	0	0	0	0	0	24.1
<b>Waste Totals:</b>		<b>8644.2</b>	<b>21993.7</b>	<b>5334.2</b>	<b>154.7</b>	<b>27348.9</b>	<b>44689.6</b>	<b>2.6</b>	<b>108167.9</b>



Please Use  
Recycled Paper

Phone: 717-783-9258  
 Printed: 4/27/2016

Also visit our Internet WWW Site at: <http://www.dep.state.pa.us>

DISCLAIMER: While care has been taken in the preparation of this report, there is no warranty or guarantee as to the data, calculation or content accuracy. The Commonwealth reserves the right to update or change any data or presentation format without notice or liability.

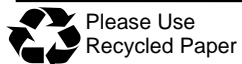
Commonwealth of Pennsylvania  
 Department of Environmental Protection  
 Bureau of Waste Management  
 Division of Reporting and Fee Collection

-----  
 Landfill Waste Receipts  
 in Tons (2000 lbs.) of Waste

For Year:    Quarter:  
 2016       /       1

Disposal Facility: 400592, LCSWMA RESOURCE RECOVERY FACILITY

County/State that Generated Waste	Waste Type:	Municipal	Residual	Sewage Sludge	Processed Medical	Construction	WTE Ash Residue	Asbestos	Total
06 BERKS		3320.8	201.6	0	0	0	0	0	3522.4
07 BLAIR		0	15.8	0	0	0	0	0	15.8
09 BUCKS		0	545.1	0	0	0	0	0	545.1
11 CAMBRIA		0	15.5	0	0	0	0	0	15.5
13 CARBON		0	36.1	0	0	0	0	0	36.1
14 CENTRE		0	7.1	0	0	0	0	0	7.1
15 CHESTER		0	98.6	0	0	0	0	0	98.6
18 CLINTON		0	0.9	0	0	0	0	0	0.9
22 DAUPHIN		0	299.2	0	0	0	0	0	299.2
23 DELAWARE		0	17.2	0	0	0	0	0	17.2
36 LANCASTER		64840.4	9173.6	1208	0	69.2	0	0	75291.2
38 LEBANON		0	303.9	0	0	0	0	0	303.9
39 LEHIGH		3048.6	397.9	0	0	0	0	0	3446.5
40 LUZERNE		0	5.7	0	0	0	0	0	5.7
45 MONROE		0	111.6	0	0	0	0	0	111.6
46 MONTGOMERY		0	256.9	0	0	0	0	0	256.9
48 NORTHAMPTON		0	41.3	0	0	0	0	0	41.3
49 NORTHUMBERLAND		0	41.2	0	0	0	0	0	41.2
51 PHILADELPHIA		0	22.5	0	0	0	0	0	22.5
54 SCHUYLKILL		0	11.3	0	0	0	0	0	11.3
66 WYOMING		0	590.7	0	0	0	0	0	590.7
67 YORK		0	46.3	0	0	0	0	0	46.3
CA CALIFORNIA		0.9	1	0	0	0	0	0	1.9
CN CANADA		0	39.7	0	0	0	0	0	39.7
DE DELAWARE (ST)		0	169.6	0	0	0	0	0	169.6
FL FLORIDA		0	13.3	0	0	0	0	0	13.3
IA IOWA		0	5	0	0	0	0	0	5
IL ILLINOIS		0	66.3	0	0	0	0	0	66.3
IN INDIANA		0	5.6	0	0	0	0	0	5.6
LA LOUISIANA		0	29	0	0	0	0	0	29
MD MARYLAND		21.6	78.6	0	0	0	0	0	100.2
MI MICHIGAN		0	2.7	0	0	0	0	0	2.7
NC NORTH CAROLINA		0	649.2	0	0	0	0	0	649.2
NJ NEW JERSEY		8489.1	261.8	0	0	0	0	0	8750.9
NY NEW YORK		2086	38.5	0	0	0	0	0	2124.5



Commonwealth of Pennsylvania  
Department of Environmental Protection  
Bureau of Waste Management  
Division of Reporting and Fee Collection

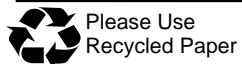
-----  
Landfill Waste Receipts  
in Tons (2000 lbs.) of Waste

For Year:    Quarter:  
2016       /    1

OH OHIO	0	0.9	0	0	0	0	0	0	0.9
TN TENNESSEE	0	17.8	0	0	0	0	0	0	17.8
<b>Waste Totals:</b>	<b>81807.4</b>	<b>13619</b>	<b>1208</b>	<b>0</b>	<b>69.2</b>	<b>0</b>	<b>0</b>	<b>0</b>	<b>96703.6</b>

Disposal Facility: 100963, LYCOMING COUNTY RESOURCE MANAGEMENT SERVICES LANDFILL

County/State that Generated Waste	Waste Type:	Municipal	Residual	Sewage Sludge	Processed Medical	Construction	WTE Ash Residue	Asbestos	Total
06 BERKS		0	6.4	0	0	0	0	3.1	9.5
13 CARBON		0	45.4	0	0	0	0	0	45.4
17 CLEARFIELD		0	0.3	0	0	0	0	0	0.3
18 CLINTON		0	31.6	0	0	0	0	0	31.6
19 COLUMBIA		9358.7	3627.5	1995.6	0	1266.6	0	13.8	16262.2
22 DAUPHIN		0	7.6	0	0	0	0	0	7.6
28 FRANKLIN		0	1.6	0	0	0	0	0	1.6
34 JUNIATA		0	252.1	0	0	0	0	0	252.1
35 LACKAWANNA		0	12.9	0	0	0	0	13	25.9
36 LANCASTER		0	52.6	0	0	0	0	0	52.6
38 LEBANON		0	0.1	0	0	0	0	0	0.1
40 LUZERNE		0	0.3	0	0	14.3	0	43.8	58.4
41 LYCOMING		12628.4	3517.8	1991.5	0	618.8	0	3	18759.5
44 MIFFLIN		0	6	0	0	0	0	0	6
45 MONROE		0	0	0	0	0	0	8	8
47 MONTOUR		2010.9	456.1	11.1	129.6	344.6	0	22	2974.3
49 NORTHUMBERLAND		5085.6	2888.6	1348.9	0	567	0	6.7	9896.8
54 SCHUYLKILL		0	1.4	0	0	0	0	25.1	26.5
55 SNYDER		2812.5	818.3	318.3	0	108.8	9.9	0.3	4068.1
57 SULLIVAN		17.8	0	0	0	0	0	0	17.8
59 TIOGA		4.9	1.1	0	0	0	0	0	6
60 UNION		4945.9	1804.7	1128.6	0	662.7	0	221.1	8763
67 YORK		0	0.2	0	0	0	0	0	0.2
NJ NEW JERSEY		0	1669.9	0	0	21	0	35.3	1726.2
<b>Waste Totals:</b>		<b>36864.7</b>	<b>15202.5</b>	<b>6794</b>	<b>129.6</b>	<b>3603.8</b>	<b>9.9</b>	<b>395.2</b>	<b>62999.7</b>



Please Use  
Recycled Paper

Phone: 717-783-9258  
Printed: 4/27/2016

Also visit our Internet WWW Site at: <http://www.dep.state.pa.us>

DISCLAIMER: While care has been taken in the preparation of this report, there is no warranty or guarantee as to the data, calculation or content accuracy. The Commonwealth reserves the right to update or change any data or presentation format without notice or liability.

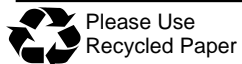
Commonwealth of Pennsylvania  
 Department of Environmental Protection  
 Bureau of Waste Management  
 Division of Reporting and Fee Collection

Landfill Waste Receipts  
 in Tons (2000 lbs.) of Waste

For Year: 2016    Quarter: 1

Disposal Facility: 100113, MODERN LANDFILL

County/State that Generated Waste	Waste Type:	Municipal	Residual	Sewage Sludge	Processed Medical	Construction	WTE Ash Residue	Asbestos	Total
01 ADAMS		0	1161.1	209.5	0	0	0	0	1370.6
06 BERKS		0	239	0	0	0	0	0	239
09 BUCKS		0	1.2	0	0	0	0	0	1.2
15 CHESTER		0	6.7	0	0	0	0	0	6.7
21 CUMBERLAND		7351.6	619.6	195.7	0	1800.8	0	0	9967.7
22 DAUPHIN		0	2131.1	73.6	453.6	2637	0	32.6	5327.9
23 DELAWARE		0	13.1	0	0	0	0	0	13.1
28 FRANKLIN		0	5	0	0	0	0	0	5
36 LANCASTER		0	10422.1	0	0	0	0	2.3	10424.4
38 LEBANON		0	2432.3	0	0	0	0	0.5	2432.8
39 LEHIGH		0	40.1	0	0	0	0	0	40.1
40 LUZERNE		0	13.4	0	0	0	0	0	13.4
46 MONTGOMERY		0	0	320.9	0	6683.5	0	2.7	7007.1
50 PERRY		0	68.6	0	0	0	0	0	68.6
51 PHILADELPHIA		51900	0	0	0	0	0	0	51900
54 SCHUYLKILL		0	130.6	0	0	0	0	0	130.6
67 YORK		210.1	41287.2	770.2	0	7708.7	29180.4	60.1	79216.7
CT CONNECTICUT		0	1114.3	0	0	0	0	337.1	1451.4
DC DISRICT OF COLUMBIA		0	0	0	0	0	0	3	3
DE DELAWARE (ST)		0	1176	19.4	0	0	0	36.9	1232.3
MD MARYLAND		0	7262.2	1307.9	5954.9	139.9	0	64.9	14729.8
NJ NEW JERSEY		2368	36.7	1680.6	0	0	0	0.5	4085.8
NY NEW YORK		0	0	0	0	0	0	0.4	0.4
VA VIRGINIA		0	28.3	0	0	0	0	0	28.3
WV WEST VIRGINIA		0	11.4	0	0	0	0	0	11.4
<b>Waste Totals:</b>		<b>61829.7</b>	<b>68200</b>	<b>4577.8</b>	<b>6408.5</b>	<b>18969.9</b>	<b>29180.4</b>	<b>541</b>	<b>189707.3</b>



Commonwealth of Pennsylvania  
Department of Environmental Protection  
Bureau of Waste Management  
Division of Reporting and Fee Collection

-----  
Landfill Waste Receipts  
in Tons (2000 lbs.) of Waste

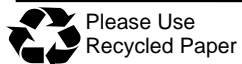
For Year:    Quarter:  
2016       /       1

Disposal Facility: 100594, MONROEVILLE LANDFILL

County/State that Generated Waste	Waste Type:	Municipal	Residual	Sewage Sludge	Processed Medical	Construction	WTE Ash Residue	Asbestos	Total
02 ALLEGHENY		59653.5	21756	748.3	781.5	9207.1	4691.4	0	96837.8
03 ARMSTRONG		154.1	0	0	0	4.6	0	0	158.7
10 BUTLER		225.5	92.8	0	0	0	0	0	318.3
65 WESTMORELAND		1743.1	196.3	0	0	511.1	0	0	2450.5
OH OHIO		0	1152.9	0	0	0	0	0	1152.9
<b>Waste Totals:</b>		<b>61776.2</b>	<b>23198</b>	<b>748.3</b>	<b>781.5</b>	<b>9722.8</b>	<b>4691.4</b>	<b>0</b>	<b>100918.2</b>

Disposal Facility: 101571, MOSTOLLER LANDFILL INC

County/State that Generated Waste	Waste Type:	Municipal	Residual	Sewage Sludge	Processed Medical	Construction	WTE Ash Residue	Asbestos	Total
05 BEDFORD		160.7	95.6	0	0	0	0	0	256.3
07 BLAIR		411.3	106.5	0	0	1702.8	0	0	2220.6
11 CAMBRIA		7710.8	176.9	545	0	346.5	0	19.6	8798.8
30 GREENE		0	607.9	0	0	0	0	0	607.9
31 HUNTINGDON		48.7	22.9	0	0	128.2	0	0	199.8
32 INDIANA		0	0	0	0	123.8	0	8.8	132.6
56 SOMERSET		6054	1736.6	277.9	0	692	0	5	8765.5
63 WASHINGTON		0	13.8	0	0	0	0	0	13.8
65 WESTMORELAND		3319.7	6861.8	0	0	0.5	0	0	10182
MD MARYLAND		6822.8	0	26.1	0	0	0	0	6848.9
WV WEST VIRGINIA		0	305.3	1.4	0	0	0	0	306.7
<b>Waste Totals:</b>		<b>24528</b>	<b>9927.3</b>	<b>850.4</b>	<b>0</b>	<b>2993.8</b>	<b>0</b>	<b>33.4</b>	<b>38332.9</b>



Please Use  
Recycled Paper

Phone: 717-783-9258  
Printed: 4/27/2016

Also visit our Internet WWW Site at: <http://www.dep.state.pa.us>

DISCLAIMER: While care has been taken in the preparation of this report, there is no warranty or guarantee as to the data, calculation or content accuracy. The Commonwealth reserves the right to update or change any data or presentation format without notice or liability.

Commonwealth of Pennsylvania  
 Department of Environmental Protection  
 Bureau of Waste Management  
 Division of Reporting and Fee Collection

Landfill Waste Receipts  
 in Tons (2000 lbs.) of Waste

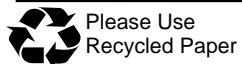
For Year: 2016    Quarter: 1

Disposal Facility: 101100, MOUNTAIN VIEW RECLAMATION LANDFILL

County/State that Generated Waste	Waste Type:	Municipal	Residual	Sewage Sludge	Processed Medical	Construction	WTE Ash Residue	Asbestos	Total
01 ADAMS		1933.5	567.5	22	0	117.1	0	0	2640.1
05 BEDFORD		0	0	0	0	0	0	0	0
21 CUMBERLAND		4797	243.2	7.9	0	670.5	0	0	5718.6
22 DAUPHIN		0	1073.9	41.2	0	1226.7	0	0	2341.8
28 FRANKLIN		4516.8	1615.7	436.6	0	766.6	0	0	7335.7
29 FULTON		483.3	173.4	0	0	23.7	0	0	680.4
49 NORTHUMBERLAND		1906.6	0	0	0	0	0	0	1906.6
50 PERRY		352.3	0	0	0	44.7	0	0	397
67 YORK		0	40.8	0	0	218.3	0	0	259.1
MD MARYLAND		15787.4	4007.7	199.2	0	999.8	0	5	20999.1
VA VIRGINIA		0	0	0	0	0	0	0.5	0.5
WV WEST VIRGINIA		8185.1	296.8	0	0	277.2	0	1	8760.1
<b>Waste Totals:</b>		<b>37962</b>	<b>8019</b>	<b>706.9</b>	<b>0</b>	<b>4344.6</b>	<b>0</b>	<b>6.5</b>	<b>51039</b>

Disposal Facility: 100585, NORTHWEST SANITARY LANDFILL

County/State that Generated Waste	Waste Type:	Municipal	Residual	Sewage Sludge	Processed Medical	Construction	WTE Ash Residue	Asbestos	Total
02 ALLEGHENY		711.3	21	0	0	12.6	0	0	744.9
03 ARMSTRONG		1330.7	2362.7	0	0	23.6	0	0	3717
04 BEAVER		25.7	0	0	0	4.3	0	0	30
10 BUTLER		5635	10626.2	13.4	0	840.5	0	9.3	17124.4
16 CLARION		260	420.9	32.2	0	12.6	0	0	725.7
20 CRAWFORD		65	62	0	0	1.6	0	0	128.6
25 ERIE		0	13.8	0	0	0	0	0	13.8
37 LAWRENCE		2530	17.5	0	0	30.2	0	16.4	2594.1
43 MERCER		471.8	58.9	13.9	0	60.3	0	5.6	610.5
61 VENANGO		796.3	771.7	0	0	21.4	0	0	1589.4
62 WARREN		0	0.4	0	0	0	0	0	0.4
<b>Waste Totals:</b>		<b>11825.8</b>	<b>14355.1</b>	<b>59.5</b>	<b>0</b>	<b>1007.1</b>	<b>0</b>	<b>31.3</b>	<b>27278.8</b>





Commonwealth of Pennsylvania  
 Department of Environmental Protection  
 Bureau of Waste Management  
 Division of Reporting and Fee Collection

-----  
 Landfill Waste Receipts  
 in Tons (2000 lbs.) of Waste

For Year:   Quarter:  
 2016     /     1

Disposal Facility: 100346, PIONEER CROSSING LANDFILL

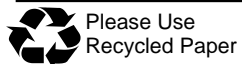
County/State that Generated Waste	Waste Type:	Municipal	Residual	Sewage Sludge	Processed Medical	Construction	WTE Ash Residue	Asbestos	Total
06 BERKS		10367.1	5637.3	792.9	0	299.9	48.6	0	17145.8
09 BUCKS		255.9	19.1	53.1	103.3	0	0	0	431.4
15 CHESTER		416.2	346.8	323.3	0	78	0	0	1164.3
23 DELAWARE		0	0.5	0	425.7	217.5	0	4.1	647.8
36 LANCASTER		824.9	0	0	0	0	0	0	824.9
39 LEHIGH		1515.3	1805.9	0	90.8	109.9	0	0	3521.9
46 MONTGOMERY		22311.8	800.3	2073.3	0	353.5	40.9	0	25579.8
48 NORTHAMPTON		0	650.2	0	1050.2	0	0	0	1700.4
51 PHILADELPHIA		18.1	45.3	0	577.9	0	0	0	641.3
54 SCHUYLKILL		41.3	0	0	0	0	0	0	41.3
NJ NEW JERSEY		0	23.3	3020.7	0	0	0	0	3044
NY NEW YORK		392.7	228	5067.6	0	0	0	0	5688.3
RI RHODE ISLAND		0	0	0	606.5	0	0	0	606.5
<b>Waste Totals:</b>		<b>36143.3</b>	<b>9556.7</b>	<b>11330.9</b>	<b>2854.4</b>	<b>1058.8</b>	<b>89.5</b>	<b>4.1</b>	<b>61037.7</b>

Disposal Facility: 101069, S.E.C.C.R.A. LANDFILL

County/State that Generated Waste	Waste Type:	Municipal	Residual	Sewage Sludge	Processed Medical	Construction	WTE Ash Residue	Asbestos	Total
15 CHESTER		16754.4	752.8	450.8	0	7116.8	0	0	25074.8
<b>Waste Totals:</b>		<b>16754.4</b>	<b>752.8</b>	<b>450.8</b>	<b>0</b>	<b>7116.8</b>	<b>0</b>	<b>0</b>	<b>25074.8</b>

Disposal Facility: 101538, SANDY RUN LANDFILL INC.

County/State that Generated Waste	Waste Type:	Municipal	Residual	Sewage Sludge	Processed Medical	Construction	WTE Ash Residue	Asbestos	Total
05 BEDFORD		2065.9	85.2	95.7	0	34.1	0	0	2280.9
07 BLAIR		572.9	260	48.9	0	65.7	0	0	947.5
11 CAMBRIA		8	0	0	0	0	0	0	8
29 FULTON		339	0	0	0	17.8	0	0	356.8
31 HUNTINGDON		937.1	0	69	0	0	0	0	1006.1
<b>Waste Totals:</b>		<b>3922.9</b>	<b>345.2</b>	<b>213.6</b>	<b>0</b>	<b>117.6</b>	<b>0</b>	<b>0</b>	<b>4599.3</b>



Commonwealth of Pennsylvania  
Department of Environmental Protection  
Bureau of Waste Management  
Division of Reporting and Fee Collection

-----  
Landfill Waste Receipts  
in Tons (2000 lbs.) of Waste

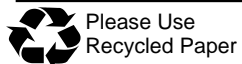
For Year:    Quarter:  
2016       /       1

Disposal Facility: 100403, SENECA LANDFILL INC

County/State that Generated Waste	Waste Type:	Municipal	Residual	Sewage Sludge	Processed Medical	Construction	WTE Ash Residue	Asbestos	Total
02 ALLEGHENY		11750.9	7863.2	1402.2	0	1316.9	0	0	22333.2
03 ARMSTRONG		954.2	170.8	180.5	0	77.7	0	0	1383.2
04 BEAVER		12917.7	238.1	241.2	0	10.8	0	0	13407.8
10 BUTLER		19648.9	5428.5	1448.1	0	1531.4	0	0	28056.9
16 CLARION		0	17.1	7.4	0	0	0	0	24.5
20 CRAWFORD		0	0	1217.4	0	0	0	0	1217.4
25 ERIE		0	0	10.9	0	0	0	0	10.9
27 FOREST		0	0	108.9	0	0	0	0	108.9
32 INDIANA		0	191	0	0	0	0	0	191
37 LAWRENCE		189.2	894.5	0	0	29.7	0	0	1113.4
43 MERCER		26716.2	1409	87.2	0	99.4	0	0	28311.8
61 VENANGO		39.6	296.8	299.9	0	282.3	0	0	918.6
63 WASHINGTON		3.5	0	0	0	0	0	0	3.5
65 WESTMORELAND		878.7	177.1	1186.3	0	54.3	0	0	2296.4
<b>Waste Totals:</b>		<b>73098.9</b>	<b>16686.1</b>	<b>6190</b>	<b>0</b>	<b>3402.5</b>	<b>0</b>	<b>0</b>	<b>99377.5</b>

Disposal Facility: 100592, SOUTH HILLS LANDFILL INC

County/State that Generated Waste	Waste Type:	Municipal	Residual	Sewage Sludge	Processed Medical	Construction	WTE Ash Residue	Asbestos	Total
02 ALLEGHENY		6021.4	5031.5	283.3	0	3724.2	0	0	15060.4
26 FAYETTE		46.1	32.9	0	0	10.2	0	0	89.2
30 GREENE		0	4.1	0	0	0	0	0	4.1
63 WASHINGTON		1780.6	1140.3	0	0	906.2	0	9.6	3836.7
65 WESTMORELAND		7.6	0	0	0	5.8	0	0	13.4
OH OHIO		0	254.4	0	0	0	0	0	254.4
WV WEST VIRGINIA		0	147.1	0	0	0	3037.7	0	3184.8
<b>Waste Totals:</b>		<b>7855.7</b>	<b>6610.3</b>	<b>283.3</b>	<b>0</b>	<b>4646.4</b>	<b>3037.7</b>	<b>9.6</b>	<b>22443</b>



Please Use  
Recycled Paper

Phone: 717-783-9258  
Printed: 4/27/2016

Also visit our Internet WWW Site at: <http://www.dep.state.pa.us>

DISCLAIMER: While care has been taken in the preparation of this report, there is no warranty or guarantee as to the data, calculation or content accuracy. The Commonwealth reserves the right to update or change any data or presentation format without notice or liability.

Commonwealth of Pennsylvania  
 Department of Environmental Protection  
 Bureau of Waste Management  
 Division of Reporting and Fee Collection

-----  
 Landfill Waste Receipts  
 in Tons (2000 lbs.) of Waste

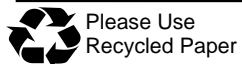
For Year:    Quarter:  
 2016       /       1

Disposal Facility: 100081, SOUTHERN ALLEGHENIES LANDFILL INC

County/State that Generated Waste	Waste Type:	Municipal	Residual	Sewage Sludge	Processed Medical	Construction	WTE Ash Residue	Asbestos	Total
05 BEDFORD		0	79.5	0	0	0	0	19.7	99.2
07 BLAIR		11.8	457.5	0	0	0	0	0	469.3
11 CAMBRIA		5440.1	1721	23	0	852.6	0	38.3	8075
32 INDIANA		3	0	0	0	0	0	0	3
40 LUZERNE		0	0	0	0	0	0	277.1	277.1
56 SOMERSET		3905	214.7	146.6	0	84.8	0	0	4351.1
65 WESTMORELAND		17	1.9	0	0	2.4	0	31.8	53.1
MD MARYLAND		0	0.1	0	0	0	0	0	0.1
NY NEW YORK		0	0	0	0	0	0	78.5	78.5
<b>Waste Totals:</b>		<b>9376.9</b>	<b>2474.7</b>	<b>169.6</b>	<b>0</b>	<b>939.8</b>	<b>0</b>	<b>445.4</b>	<b>13406.4</b>

Disposal Facility: 100277, TERVITA SANITARY LANDFILL

County/State that Generated Waste	Waste Type:	Municipal	Residual	Sewage Sludge	Processed Medical	Construction	WTE Ash Residue	Asbestos	Total
02 ALLEGHENY		7597.9	1.3	1786.2	0	2201.3	0	70	11656.7
26 FAYETTE		3429.5	303.8	128.9	0	542.3	0	0	4404.5
30 GREENE		232.9	294.8	0	0	50.8	0	0	578.5
32 INDIANA		0	10.7	0	0	0	0	0	10.7
63 WASHINGTON		7128.2	586.9	51.5	0	1817.7	0	0	9584.3
65 WESTMORELAND		5424.4	196.5	369.6	0	1945.5	0	0	7936
MA MASSACHUSETTS		0	0	0	0	77.2	0	0	77.2
WV WEST VIRGINIA		45.3	39.1	0	0	1.7	0	0	86.1
<b>Waste Totals:</b>		<b>23858.2</b>	<b>1433.1</b>	<b>2336.2</b>	<b>0</b>	<b>6636.5</b>	<b>0</b>	<b>70</b>	<b>34334</b>



Please Use  
Recycled Paper

Phone: 717-783-9258  
 Printed: 4/27/2016

Also visit our Internet WWW Site at: <http://www.dep.state.pa.us>

DISCLAIMER: While care has been taken in the preparation of this report, there is no warranty or guarantee as to the data, calculation or content accuracy. The Commonwealth reserves the right to update or change any data or presentation format without notice or liability.

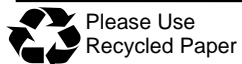
Commonwealth of Pennsylvania  
 Department of Environmental Protection  
 Bureau of Waste Management  
 Division of Reporting and Fee Collection

-----  
 Landfill Waste Receipts  
 in Tons (2000 lbs.) of Waste

For Year:    Quarter:  
 2016       /       1

Disposal Facility: 101494, TULLYTOWN RESOURCE RECOVERY FACILITY

County/State that Generated Waste	Waste Type:	Municipal	Residual	Sewage Sludge	Processed Medical	Construction	WTE Ash Residue	Asbestos	Total
02 ALLEGHENY		1.4	0	0	0	0	0	0	1.4
06 BERKS		19.1	0	0	0	0	0	3.9	23
09 BUCKS		8482.8	17951.4	0	140.7	941.6	31517.9	41.3	59075.7
13 CARBON		43.6	0	0	0	0	0	0	43.6
15 CHESTER		0	12.5	0	0	0	0	0	12.5
21 CUMBERLAND		9.6	0	0	0	0	0	2.7	12.3
22 DAUPHIN		0	0	0	0	10.2	0	0	10.2
23 DELAWARE		4900.4	7.6	0	0	41.1	0	0	4949.1
35 LACKAWANNA		4.7	0	0	0	0	0	0	4.7
36 LANCASTER		0	0	0	0	0	0	2.9	2.9
39 LEHIGH		582.1	0	0	0	0	0	2.2	584.3
45 MONROE		0.7	0	0	0	0	0	0	0.7
46 MONTGOMERY		3372.9	7964.2	0	69.3	22.1	7.4	5.2	11441.1
48 NORTHAMPTON		2.7	0	0	0	0	0	0	2.7
51 PHILADELPHIA		39403.7	4273.9	19.7	1097.8	979.2	0	198.1	45972.4
CT CONNECTICUT		0	227.2	0	0	0	0	0	227.2
DC DISRICT OF COLUMBIA		0	0	0	0	4.6	0	0	4.6
DE DELAWARE (ST)		0	0	0	0	39.6	0	169.4	209
MA MASSACHUSETTS		0	157.7	0	0	0	0	0	157.7
MD MARYLAND		0	0	0	0	0	0	35.9	35.9
NH NEW HAMPSHIRE		0	0	0	0	7.2	0	0	7.2
NJ NEW JERSEY		95196.7	34455.7	0	0	89123.3	0	1028.9	219804.6
NY NEW YORK		93429.4	3417.8	0	7.4	4898.4	0	386.3	102139.3
RI RHODE ISLAND		0	37.8	0	0	0	0	0	37.8
<b>Waste Totals:</b>		<b>245449.8</b>	<b>68505.8</b>	<b>19.7</b>	<b>1315.2</b>	<b>96067.3</b>	<b>31525.3</b>	<b>1876.8</b>	<b>444759.9</b>



Commonwealth of Pennsylvania  
 Department of Environmental Protection  
 Bureau of Waste Management  
 Division of Reporting and Fee Collection

-----  
 Landfill Waste Receipts  
 in Tons (2000 lbs.) of Waste

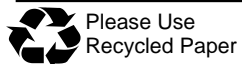
For Year:   Quarter:  
 2016     /     1

Disposal Facility: 100280, VALLEY LANDFILL

County/State that Generated Waste	Waste Type:	Municipal	Residual	Sewage Sludge	Processed Medical	Construction	WTE Ash Residue	Asbestos	Total
02 ALLEGHENY		4917.9	13480.6	242.4	0	2633.9	1597.8	333.7	23206.3
03 ARMSTRONG		1548.7	190.5	0	0	46.7	0	0	1785.9
10 BUTLER		139.1	0	0	0	17.1	0	0	156.2
26 FAYETTE		100.5	11.1	0	0	2.6	0	0	114.2
32 INDIANA		0	30.9	0	0	10.8	2492.9	0	2534.6
65 WESTMORELAND		21302.5	918.4	356.3	303.1	3770.5	0	1.6	26652.4
OH OHIO		0	978.8	0	0	0	0	0	978.8
<b>Waste Totals:</b>		<b>28008.7</b>	<b>15610.3</b>	<b>598.7</b>	<b>303.1</b>	<b>6481.6</b>	<b>4090.7</b>	<b>335.3</b>	<b>55428.4</b>

Disposal Facility: 100739, WESTERN BERKS COMMUNITY LANDFILL

County/State that Generated Waste	Waste Type:	Municipal	Residual	Sewage Sludge	Processed Medical	Construction	WTE Ash Residue	Asbestos	Total
06 BERKS		11215	7356.4	3069.6	0	1436.3	0	1.4	23078.7
09 BUCKS		0	0	0	0	729.7	0	0	729.7
13 CARBON		0	0	44.2	0	0	0	0	44.2
15 CHESTER		0	88.6	0	0	0	0	0	88.6
19 COLUMBIA		0	0	0	0	0	0	45.1	45.1
23 DELAWARE		0	0	0	0	9.6	0	44.2	53.8
39 LEHIGH		7401	25.1	0	0	0	0	0	7426.1
46 MONTGOMERY		2581.7	32.1	2155.9	0	349.9	0	686.1	5805.7
48 NORTHAMPTON		6746.1	0	16.2	0	0	0	4	6766.3
51 PHILADELPHIA		0	0	0	0	14.5	0	638.5	653
54 SCHUYLKILL		0	0	0	0	3.7	0	0	3.7
NJ NEW JERSEY		0	107.1	0	0	0	0	146.1	253.2
<b>Waste Totals:</b>		<b>27943.8</b>	<b>7609.3</b>	<b>5285.9</b>	<b>0</b>	<b>2543.7</b>	<b>0</b>	<b>1565.4</b>	<b>44948.1</b>



Please Use  
Recycled Paper

Phone: 717-783-9258  
 Printed: 4/27/2016

Also visit our Internet WWW Site at: <http://www.dep.state.pa.us>

DISCLAIMER: While care has been taken in the preparation of this report, there is no warranty or guarantee as to the data, calculation or content accuracy. The Commonwealth reserves the right to update or change any data or presentation format without notice or liability.

Commonwealth of Pennsylvania  
Department of Environmental Protection  
Bureau of Waste Management  
Division of Reporting and Fee Collection

-----  
Landfill Waste Receipts  
in Tons (2000 lbs.) of Waste

For Year:   Quarter:  
2016     /     1

Disposal Facility: 400633, WHEELABRATOR FALLS INC

County/State that Generated Waste	Waste Type:	Municipal	Residual	Sewage Sludge	Processed Medical	Construction	WTE Ash Residue	Asbestos	Total
06 BERKS		3.8	0	0	0	0	0	0	3.8
09 BUCKS		36536.7	80	0	0	2652.6	0	0	39269.3
15 CHESTER		0	3.1	0	0	0	0	0	3.1
23 DELAWARE		0	21.6	0	0	0	0	0	21.6
38 LEBANON		0	501.4	0	0	0	0	0	501.4
39 LEHIGH		0	63.4	0	0	0	0	0	63.4
40 LUZERNE		0	211.1	0	0	0	0	0	211.1
46 MONTGOMERY		1286.3	178.1	0	0	0	0	0	1464.4
51 PHILADELPHIA		45797.8	15.6	0	0	0	0	0	45813.4
67 YORK		0	4.5	0	0	0	0	0	4.5
CT CONNECTICUT		0	2.5	0	0	0	0	0	2.5
DE DELAWARE (ST)		0	172.4	0	0	0	0	0	172.4
MN MINNESOTA		0	11.7	0	0	0	0	0	11.7
NJ NEW JERSEY		43397	1373.3	0	0	0	0	0	44770.3
NY NEW YORK		0	58.8	0	0	0	0	0	58.8
<b>Waste Totals:</b>		<b>127021.6</b>	<b>2697.5</b>	<b>0</b>	<b>0</b>	<b>2652.6</b>	<b>0</b>	<b>0</b>	<b>132371.7</b>

Disposal Facility: 400561, YORK COUNTY RESOURCE RECOVERY CENTER

County/State that Generated Waste	Waste Type:	Municipal	Residual	Sewage Sludge	Processed Medical	Construction	WTE Ash Residue	Asbestos	Total
01 ADAMS		2756.5	253.3	0	0	115.6	0	0	3125.4
06 BERKS		0.9	0	0	0	0	0	0	0.9
21 CUMBERLAND		5351.2	522	0	0	30.8	0	0	5904
22 DAUPHIN		3043.8	0	0	0	0	0	0	3043.8
39 LEHIGH		1.1	0	0	0	0	0	0	1.1
44 MIFFLIN		0	112.7	0	0	0	0	0	112.7
50 PERRY		0.1	0	0	0	0	0	0	0.1
51 PHILADELPHIA		6001.2	0	0	0	0	0	0	6001.2
67 YORK		69442.1	6102.4	0	0	2977.7	0	0	78522.2
DE DELAWARE (ST)		43.1	0	0	0	0	0	0	43.1
MD MARYLAND		1567.1	0	0	0	0	0	0	1567.1
<b>Waste Totals:</b>		<b>88207.1</b>	<b>6990.4</b>	<b>0</b>	<b>0</b>	<b>3124.1</b>	<b>0</b>	<b>0</b>	<b>98321.6</b>

