

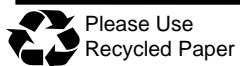
Commonwealth of Pennsylvania
 Department of Environmental Protection
 Bureau of Waste Management
 Division of Reporting and Fee Collection

 Landfill Waste Receipts
 in Tons (2000 lbs.) of Waste

For Year: Quarter:
 2015 / 3

Disposal Facility: 100419, ADVANCED DISPOSAL SERVICES CHESTNUT VALLEY LANDFILL INC

County/State that Generated Waste	Waste Type:	Municipal	Residual	Sewage Sludge	Processed Medical	Construction	WTE Ash Residue	Asbestos	Total
02 ALLEGHENY		176.8	0.9	0	0	5.4	0	0	183.1
26 FAYETTE		14531.4	7752.8	1357.2	0	2616.2	0	9.1	26266.7
30 GREENE		3345.9	24417.3	214.3	0	1730.5	0	0	29708
56 SOMERSET		136.9	67.6	0	0	0	0	0	204.5
63 WASHINGTON		1241.7	1586.9	118.7	0	85	0	0	3032.3
65 WESTMORELAND		1365.2	152.2	0	0	7.3	0	0	1524.7
WV WEST VIRGINIA		202.6	3223.5	0	0	173.4	0	223.7	3823.2
Waste Totals:		21000.5	37201.2	1690.2	0	4617.8	0	232.8	64742.5



Please Use
Recycled Paper

Phone: 717-783-9258
 Printed: 2/27/2017

Also visit our Internet WWW Site at: <http://www.dep.state.pa.us>

DISCLAIMER: While care has been taken in the preparation of this report, there is no warranty or guarantee as to the data, calculation or content accuracy. The Commonwealth reserves the right to update or change any data or presentation format without notice or liability.

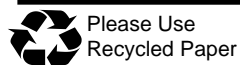
Commonwealth of Pennsylvania
 Department of Environmental Protection
 Bureau of Waste Management
 Division of Reporting and Fee Collection

 Landfill Waste Receipts
 in Tons (2000 lbs.) of Waste

For Year: Quarter:
 2015 / 3

Disposal Facility: 101397, ADVANCED DISPOSAL SERVICES GREENTREE LANDFILL LLC.

County/State that Generated Waste	Waste Type:	Municipal	Residual	Sewage Sludge	Processed Medical	Construction	WTE Ash Residue	Asbestos	Total
03 ARMSTRONG		0	4560.2	0	0	0	0	0	4560.2
07 BLAIR		187.9	1322.3	1816.7	0	87.8	0	10.9	3425.6
08 BRADFORD		0	11.7	0	0	24.5	0	0	36.2
09 BUCKS		0	421	0	0	2702.2	0	0	3123.2
10 BUTLER		0	4948.1	0	0	0	0	0	4948.1
11 CAMBRIA		8.8	0	0	0	0	0	0	8.8
12 CAMERON		703.2	220.9	106.9	0	126.5	0	0	1157.5
14 CENTRE		25460.3	398.6	92.7	0	16.3	35.5	10.1	26013.5
16 CLARION		9399.5	5889.8	25.2	0	88	0	0	15402.5
17 CLEARFIELD		11967.1	1305.4	563.3	0	4482.3	0	9.1	18327.2
18 CLINTON		0	17.9	0	0	0	0	0	17.9
20 CRAWFORD		0	246	16.3	0	1.6	37.3	0	301.2
23 DELAWARE		0	2.3	0	0	0	0	0	2.3
24 ELK		2741.9	5343.3	995.2	0	1039.2	0	18.8	10138.4
25 ERIE		0	39.2	0	0	0	0	0	39.2
27 FOREST		0	199.7	0	0	9.4	0	0.5	209.6
30 GREENE		0	290.2	0	0	0	0	0	290.2
31 HUNTINGDON		0	59.4	64.2	0	0	0	0	123.6
32 INDIANA		491.7	5.2	0	0	8.3	0	0.1	505.3
33 JEFFERSON		4405.5	1672.8	174	0	879.8	0	0.7	7132.8
42 MCKEAN		7.5	700.4	0	0	9.4	1089.2	40.6	1847.1
45 MONROE		0	19	0	0	0	0	3.2	22.2
51 PHILADELPHIA		103.9	0	0	0	0	0	0	103.9
53 POTTER		1	196.3	0	0	4.5	0	0	201.8
59 TIOGA		0	2.6	0	0	0	0	0	2.6
61 VENANGO		0	124.2	101.8	0	0	0	0	226
62 WARREN		8264.7	1853.6	102.6	0	0	0	135.5	10356.4
63 WASHINGTON		0	34.7	0	0	0	0	0	34.7
65 WESTMORELAND		0	54.3	0	0	0	0	0	54.3
CT CONNECTICUT		0	322.1	0	0	0	0	10.4	332.5
DE DELAWARE (ST)		0	67.7	0	0	0	0	0	67.7
MA MASSACHUSETTS		49	0	0	0	0	0	0	49
MD MARYLAND		0	0	0	0	0	0	1.1	1.1
NJ NEW JERSEY		13078.5	3098.4	5516.5	0	0	0	27.2	21720.6
NY NEW YORK		4678	316.5	21178.7	0	0	1413	81.4	27667.6



Commonwealth of Pennsylvania
 Department of Environmental Protection
 Bureau of Waste Management
 Division of Reporting and Fee Collection

 Landfill Waste Receipts
 in Tons (2000 lbs.) of Waste

For Year: Quarter:
 2015 / 3

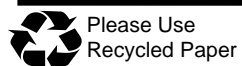
WV WEST VIRGINIA	0	60.6	0	0	0	0	0	0	60.6
Waste Totals:	81548.5	33804.4	30754.1	0	9479.8	2575	349.6	158511.4	

Disposal Facility: 100933, ALLIANCE SANITARY LANDFILL INC

County/State that Generated Waste	Waste Type:	Municipal	Residual	Sewage Sludge	Processed Medical	Construction	WTE Ash Residue	Asbestos	Total
08 BRADFORD		0	368.3	0	0	0	0	0	368.3
13 CARBON		80.5	12.7	0	0	0	0	0	93.2
35 LACKAWANNA		11004.2	809.4	38.3	0	1564.4	0	28.7	13445
39 LEHIGH		10	125.9	0	0	0.2	0	0	136.1
40 LUZERNE		19737.9	2061.1	2917.4	0	414.2	0	3.4	25134
45 MONROE		3128.9	513.6	0	0	292.2	0	0	3934.7
48 NORTHAMPTON		17.6	14.2	0	0	3.1	0	0	34.9
49 NORTHUMBERLAND		1.6	0	0	0	0	0	0	1.6
52 PIKE		5749.2	0	0	0	0.6	0	0	5749.8
54 SCHUYLKILL		0	13.9	0	0	0	0	0	13.9
58 SUSQUEHANNA		1207.1	1146.6	86.9	0	290.2	0	0	2730.8
64 WAYNE		6088.8	52.5	0	0	14.4	0	0	6155.7
66 WYOMING		1504.7	67.1	0	0	442.1	0	0	2013.9
NY NEW YORK		1731.6	73.7	2434.4	0	0	0	0	4239.7
Waste Totals:		50262.1	5259	5477	0	3021.4	0	32.1	64051.6

Disposal Facility: 100172, ARDEN LANDFILL INC.

County/State that Generated Waste	Waste Type:	Municipal	Residual	Sewage Sludge	Processed Medical	Construction	WTE Ash Residue	Asbestos	Total
02 ALLEGHENY		19369.4	1788.9	0	0	2247.3	2891	0	26296.6
03 ARMSTRONG		0	25.7	0	0	0	0	0	25.7
04 BEAVER		16119.8	142	153.6	0	70.9	0	0	16486.3
10 BUTLER		83.2	450	0	0	24.2	0	0	557.4
26 FAYETTE		275.3	1531.6	0	0	17.7	0	0	1824.6
30 GREENE		1648.6	7422.8	0	0	1133.7	0	0	10205.1
32 INDIANA		0	0	0	0	0	217.7	0	217.7
63 WASHINGTON		15814.5	29005	1235.4	152.2	3582.3	0	0	49789.4
65 WESTMORELAND		0	68.5	0	0	2.9	0	0	71.4
OH OHIO		251.1	1704	8	0	260	0	0	2223.1
WV WEST VIRGINIA		577.2	3481.6	0	0	933	10370.4	0	15362.2
Waste Totals:		54139.1	45620.1	1397	152.2	8272	13479.1	0	123059.5



Commonwealth of Pennsylvania
 Department of Environmental Protection
 Bureau of Waste Management
 Division of Reporting and Fee Collection

 Landfill Waste Receipts
 in Tons (2000 lbs.) of Waste

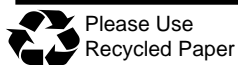
For Year: Quarter:
 2015 / 3

Disposal Facility: 100020, BETHLEHEM LANDFILL

County/State that Generated Waste	Waste Type:	Municipal	Residual	Sewage Sludge	Processed Medical	Construction	WTE Ash Residue	Asbestos	Total
06 BERKS		476.8	185.9	0	0	41.2	0	0	703.9
09 BUCKS		258.2	91.4	0	0	60.9	0	0	410.5
13 CARBON		0	0	0	0	215.9	0	0	215.9
38 LEBANON		5.4	0	0	0	0	0	0	5.4
39 LEHIGH		7333.1	481.1	0	0	1181	0	0	8995.2
46 MONTGOMERY		6.2	366.2	0	0	33.3	0	0	405.7
48 NORTHAMPTON		15141.5	609.3	0	0	1336.5	0	0	17087.3
49 NORTHUMBERLAND		1.6	0	0	0	0	0	0	1.6
51 PHILADELPHIA		0	0	0	0	14.9	0	0	14.9
54 SCHUYLKILL		0	0	0	0	40.3	0	0	40.3
58 SUSQUEHANNA		0	0	0	0	0.9	0	0	0.9
DE DELAWARE (ST)		0	0	0	0	3.2	0	0	3.2
NJ NEW JERSEY		7776.5	4474.3	0	0	2789.7	0	0	15040.5
NY NEW YORK		20213.5	3881.7	0	0	309.7	0	7.9	24412.8
Waste Totals:		51212.8	10089.9	0	0	6027.5	0	7.9	67338.1

Disposal Facility: 101243, BRADFORD COUNTY SANITARY LANDFILL

County/State that Generated Waste	Waste Type:	Municipal	Residual	Sewage Sludge	Processed Medical	Construction	WTE Ash Residue	Asbestos	Total
08 BRADFORD		6422.3	4486.8	98.1	0	3230.7	0	0	14237.9
19 COLUMBIA		0.1	0.7	0	0	4	0	0	4.8
41 LYCOMING		0	50.2	0	0	0	0	0	50.2
53 POTTER		6.6	0	50.3	0	5.8	0	0	62.7
57 SULLIVAN		735	0	5.8	0	387.7	0	0	1128.5
58 SUSQUEHANNA		253.1	0	0	0	0	0	0	253.1
59 TIOGA		4756.2	5071.3	389.6	0	369.6	0	0	10586.7
62 WARREN		0.3	0	0	0	1.1	0	0	1.4
66 WYOMING		940.7	405.4	0	0	460.2	0	0	1806.3
Waste Totals:		13114.3	10014.4	543.8	0	4459.1	0	0	28131.6



Please Use
Recycled Paper

Phone: 717-783-9258
 Printed: 2/27/2017

Also visit our Internet WWW Site at: <http://www.dep.state.pa.us>

DISCLAIMER: While care has been taken in the preparation of this report, there is no warranty or guarantee as to the data, calculation or content accuracy. The Commonwealth reserves the right to update or change any data or presentation format without notice or liability.

Commonwealth of Pennsylvania
 Department of Environmental Protection
 Bureau of Waste Management
 Division of Reporting and Fee Collection

 Landfill Waste Receipts
 in Tons (2000 lbs.) of Waste

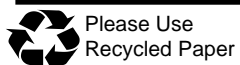
For Year: Quarter:
 2015 / 3

Disposal Facility: 100361, Casella McKean County Landfill

County/State that Generated Waste	Waste Type:	Municipal	Residual	Sewage Sludge	Processed Medical	Construction	WTE Ash Residue	Asbestos	Total
08 BRADFORD		0	601.8	0	0	0	0	0	601.8
12 CAMERON		9.5	11978.4	0	0	468.4	0	0	12456.3
16 CLARION		0	0	0	0	17	0	0	17
24 ELK		1896.3	8984.2	429.7	0	1091.4	0	0	12401.6
27 FOREST		15.5	0	0	0	5.9	0	0	21.4
33 JEFFERSON		1432.8	0.6	0	0	25.4	0	0	1458.8
42 MCKEAN		4438.6	6575.9	158.8	0	2153.3	14.8	184.3	13525.7
53 POTTER		0	38.2	0	0	5.1	0	0	43.3
54 SCHUYLKILL		0	262.3	0	0	0	0	0	262.3
62 WARREN		0	81.7	19.6	0	231.4	0	0	332.7
CT CONNECTICUT		0	16.8	0	0	0	0	0	16.8
NY NEW YORK		0	0	0	0	0	476.6	0	476.6
Waste Totals:		7792.7	28539.9	608.1	0	3997.9	491.4	184.3	41614.3

Disposal Facility: 100944, CHESTER COUNTY SWA LANCHESTER LANDFILL

County/State that Generated Waste	Waste Type:	Municipal	Residual	Sewage Sludge	Processed Medical	Construction	WTE Ash Residue	Asbestos	Total
06 BERKS		3511.1	167.8	0	0	1188.6	3558.9	0	8426.4
09 BUCKS		13.7	0	0	0	0	0	0	13.7
15 CHESTER		56940.8	2571	1125.4	0	6714.9	0	6.9	67359
23 DELAWARE		0.7	0	0	0	6.9	0	0	7.6
36 LANCASTER		91.3	101.4	4.4	0	159.7	0	0	356.8
38 LEBANON		0	16.7	0	0	0	0	0	16.7
46 MONTGOMERY		715.5	0.8	0	0	56.1	0	0	772.4
DE DELAWARE (ST)		0	1704.4	0	0	0	0	0	1704.4
Waste Totals:		61273.1	4562.1	1129.8	0	8126.2	3558.9	6.9	78657



Please Use
Recycled Paper

Phone: 717-783-9258
 Printed: 2/27/2017

Also visit our Internet WWW Site at: <http://www.dep.state.pa.us>

DISCLAIMER: While care has been taken in the preparation of this report, there is no warranty or guarantee as to the data, calculation or content accuracy. The Commonwealth reserves the right to update or change any data or presentation format without notice or liability.

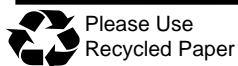
Commonwealth of Pennsylvania
 Department of Environmental Protection
 Bureau of Waste Management
 Division of Reporting and Fee Collection

 Landfill Waste Receipts
 in Tons (2000 lbs.) of Waste

For Year: Quarter:
 2015 / 3

Disposal Facility: 100022, CHRIN BROTHERS SANITARY LANDFILL

County/State that Generated Waste	Waste Type:	Municipal	Residual	Sewage Sludge	Processed Medical	Construction	WTE Ash Residue	Asbestos	Total
06 BERKS		0	0	0	0	12.3	0	0	12.3
09 BUCKS		3143.6	164.2	0	0	520	0	3.4	3831.2
13 CARBON		10.5	0	0	0	95.4	0	0	105.9
39 LEHIGH		9663.1	379.7	0	0	3267.6	0	140.9	13451.3
40 LUZERNE		138.2	0	0	0	45	0	0	183.2
45 MONROE		2.1	0	0	0	22.7	0	0.5	25.3
46 MONTGOMERY		0	0	0	0	0	0	0.8	0.8
48 NORTHAMPTON		17449.2	1808.2	1393.7	0	7516.9	0	20.9	28188.9
52 PIKE		0	0	0	0	125.8	0	0	125.8
64 WAYNE		25.8	0	0	0	31.4	0	6.1	63.3
NJ NEW JERSEY		2703.4	14.4	14	0	2095.7	0	104.8	4932.3
Waste Totals:		33135.9	2366.5	1407.7	0	13732.8	0	277.4	50920.3



Please Use
Recycled Paper

Phone: 717-783-9258
 Printed: 2/27/2017

Also visit our Internet WWW Site at: <http://www.dep.state.pa.us>

DISCLAIMER: While care has been taken in the preparation of this report, there is no warranty or guarantee as to the data, calculation or content accuracy. The Commonwealth reserves the right to update or change any data or presentation format without notice or liability.

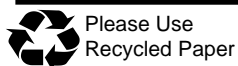
Commonwealth of Pennsylvania
 Department of Environmental Protection
 Bureau of Waste Management
 Division of Reporting and Fee Collection

 Landfill Waste Receipts
 in Tons (2000 lbs.) of Waste

For Year: Quarter:
 2015 / 3

Disposal Facility: 100955, CLINTON COUNTY SWA WAYNE TOWNSHIP LANDFILL

County/State that Generated Waste	Waste Type:	Municipal	Residual	Sewage Sludge	Processed Medical	Construction	WTE Ash Residue	Asbestos	Total
01 ADAMS		0	899.2	0	0	0	0	0	899.2
07 BLAIR		0	0	0	0	39	0	3.2	42.2
08 BRADFORD		0.4	10.8	0	0	54.5	0	0	65.7
11 CAMBRIA		0	0	0	0	0	0	1.5	1.5
12 CAMERON		0	1.4	0	0	0	0	0.2	1.6
14 CENTRE		792.4	83.2	551.5	0	96.9	0	53.1	1577.1
16 CLARION		0	0	0	0	0	0	0.5	0.5
17 CLEARFIELD		648.8	0	0	0	2.4	0	0.8	652
18 CLINTON		7632.1	1858.6	816.7	0.7	2560.5	0	11.1	12879.7
19 COLUMBIA		0	1763.2	0	0	2985.4	0	0	4748.6
22 DAUPHIN		0	0	0	0	0	0	0.8	0.8
23 DELAWARE		0	0	0	0	0	0	0.1	0.1
24 ELK		0	0	0	0	0	0	0.7	0.7
31 HUNTINGDON		49.4	1.8	0	0	37.5	0	0.1	88.8
33 JEFFERSON		0	0	0	0	0	0	0.1	0.1
34 JUNIATA		2498	1226.3	0	0	153.8	0	0	3878.1
35 LACKAWANNA		0	0	0	0	0	0	3.6	3.6
40 LUZERNE		49.4	134.6	0	0	20.4	0	2.4	206.8
41 LYCOMING		4778.7	1988.4	111.3	0	1798	0	13.5	8689.9
42 MCKEAN		0	0	0	0	0	0	0.8	0.8
44 MIFFLIN		5236.4	1892.3	180.9	0	1152.2	0	12.3	8474.1
47 MONTOUR		23.6	0	0	0	0	0	0	23.6
49 NORTHUMBERLAND		17025	170.4	0	0	221.8	0	0.4	17417.6
50 PERRY		1337.5	0.2	0	0	113.8	0	0	1451.5
54 SCHUYLKILL		0	645.9	0	0	0	0	11.5	657.4
55 SNYDER		866.6	449.5	0	0	83.8	0	1.5	1401.4
57 SULLIVAN		0	22.1	0	0	130.2	0	0	152.3
59 TIOGA		2.5	254.2	0	0	0	0	0	256.7
60 UNION		66.7	0	0	0	277.3	0	0.2	344.2
66 WYOMING		0	1.7	0	0	0	0	0	1.7
Waste Totals:		41007.5	11403.8	1660.4	0.7	9727.5	0	118.4	63918.3



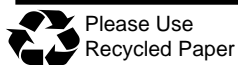
Commonwealth of Pennsylvania
 Department of Environmental Protection
 Bureau of Waste Management
 Division of Reporting and Fee Collection

 Landfill Waste Receipts
 in Tons (2000 lbs.) of Waste

For Year: Quarter:
 2015 / 3

Disposal Facility: 101615, COMMONWEALTH ENVIRONMENTAL SYSTEMS LANDFILL

County/State that Generated Waste	Waste Type:	Municipal	Residual	Sewage Sludge	Processed Medical	Construction	WTE Ash Residue	Asbestos	Total
06 BERKS		3343.1	1111.6	49.7	0	23.6	0	0	4528
09 BUCKS		0	185.8	0	0	0	0	0	185.8
13 CARBON		5213.3	0	0	0	24.6	0	0	5237.9
21 CUMBERLAND		19.7	0	0	0	0	0	0	19.7
22 DAUPHIN		0	236.7	0	0	188.8	0	0	425.5
35 LACKAWANNA		0	97.6	0	0	0	0	0	97.6
38 LEBANON		0	382.5	0	0	0	0	0	382.5
39 LEHIGH		2394.9	0	0	0	23.3	0	0	2418.2
40 LUZERNE		10614.4	1299.5	805.7	75.9	513.1	0	0	13308.6
49 NORTHUMBERLAND		18.4	18.3	0	0	18.2	0	0	54.9
54 SCHUYLKILL		30347.6	3912.4	1031.4	27.8	1068	0	1.3	36388.5
CT CONNECTICUT		585.1	0	0	0	0	0	0	585.1
NJ NEW JERSEY		36139.5	1200.2	0	0	3084.9	0	0	40424.6
NY NEW YORK		17514.4	0	2671.6	0	0	0	0	20186
Waste Totals:		106190.4	8444.6	4558.4	103.7	4944.5	0	1.3	124242.9



Please Use
Recycled Paper

Phone: 717-783-9258
 Printed: 2/27/2017

Also visit our Internet WWW Site at: <http://www.dep.state.pa.us>

DISCLAIMER: While care has been taken in the preparation of this report, there is no warranty or guarantee as to the data, calculation or content accuracy. The Commonwealth reserves the right to update or change any data or presentation format without notice or liability.

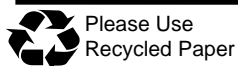
Commonwealth of Pennsylvania
 Department of Environmental Protection
 Bureau of Waste Management
 Division of Reporting and Fee Collection

 Landfill Waste Receipts
 in Tons (2000 lbs.) of Waste

For Year: Quarter:
 2015 / 3

Disposal Facility: 101509, CONNESTOGA LANDFILL

County/State that Generated Waste	Waste Type:	Municipal	Residual	Sewage Sludge	Processed Medical	Construction	WTE Ash Residue	Asbestos	Total
06 BERKS		24578.4	5526.7	95.2	3840	423	0	14.3	34477.6
09 BUCKS		57.1	775.3	0	0	53.7	0	99.7	985.8
14 CENTRE		0	0	0	0	0	0	4.7	4.7
15 CHESTER		0	1909.3	0	0	0	0	31.6	1940.9
22 DAUPHIN		0	10.1	0	0	0	0	0	10.1
23 DELAWARE		0	1154	507.3	21.9	13.9	0	448.8	2145.9
36 LANCASTER		0	1008.3	0	0	0	0	2.1	1010.4
38 LEBANON		0	477.6	0	0	0	0	0	477.6
39 LEHIGH		587.5	135.8	0	0	0	0	7.3	730.6
45 MONROE		0	0	0	0	0	0	1.6	1.6
46 MONTGOMERY		32102.6	17428.5	0	0	921.2	0	71.1	50523.4
48 NORTHAMPTON		0	28.2	0	0	0	0	0	28.2
51 PHILADELPHIA		29679.2	4894.7	0	69.1	4937.3	0	92.1	39672.4
CT CONNECTICUT		0	0	0	0	0	0	7.4	7.4
DE DELAWARE (ST)		0	398.8	0	0	0	0	0	398.8
MD MARYLAND		0	98.7	0	0	0	0	0	98.7
NJ NEW JERSEY		61472.1	595.7	0	0	1999.8	0	1154.4	65222
NY NEW YORK		132.9	2943.1	0	0	24.2	26.4	0	3126.6
RI RHODE ISLAND		0	0	0	1642.6	0	0	0	1642.6
Waste Totals:		148609.8	37384.8	602.5	5573.6	8373.1	26.4	1935.1	202505.3



Please Use
Recycled Paper

Phone: 717-783-9258
 Printed: 2/27/2017

Also visit our Internet WWW Site at: <http://www.dep.state.pa.us>

DISCLAIMER: While care has been taken in the preparation of this report, there is no warranty or guarantee as to the data, calculation or content accuracy. The Commonwealth reserves the right to update or change any data or presentation format without notice or liability.

Commonwealth of Pennsylvania
 Department of Environmental Protection
 Bureau of Waste Management
 Division of Reporting and Fee Collection

 Landfill Waste Receipts
 in Tons (2000 lbs.) of Waste

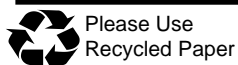
For Year: Quarter:
 2015 / 3

Disposal Facility: 400593, COVANTA DELAWARE VALLEY

County/State that Generated Waste	Waste Type:	Municipal	Residual	Sewage Sludge	Processed Medical	Construction	WTE Ash Residue	Asbestos	Total
15 CHESTER		0.9	0	0	0	0	0	0	0.9
23 DELAWARE		97015.6	743.6	0	0	0	0	0	97759.2
39 LEHIGH		0	249.7	0	0	0	0	0	249.7
51 PHILADELPHIA		83513.5	1757.9	0	0	0	0	0	85271.4
67 YORK		0	51.8	0	0	0	0	0	51.8
DE DELAWARE (ST)		3488.4	1450.7	0	0	0	0	0	4939.1
MD MARYLAND		13970.4	9	0	0	0	0	0	13979.4
NC NORTH CAROLINA		0	34.7	0	0	0	0	0	34.7
NJ NEW JERSEY		34854.1	1511.1	0	0	0	0	0	36365.2
NY NEW YORK		77053.9	0	0	0	0	0	0	77053.9
PR PUERTO RICO		0	362.6	0	0	0	0	0	362.6
TN TENNESSEE		0	3.7	0	0	0	0	0	3.7
VA VIRGINIA		0	79.6	0	0	0	0	0	79.6
Waste Totals:		309896.8	6254.4	0	0	0	0	0	316151.2

Disposal Facility: 400558, COVANTA PLYMOUTH RENEWABLE ENERGY

County/State that Generated Waste	Waste Type:	Municipal	Residual	Sewage Sludge	Processed Medical	Construction	WTE Ash Residue	Asbestos	Total
06 BERKS		210.9	21.7	0	0	0	0	0	232.6
09 BUCKS		11980.3	565.3	0	0	0	0	0	12545.6
15 CHESTER		158	72.1	0	0	0	0	0	230.1
23 DELAWARE		1779.6	31	0	0	0	0	0	1810.6
39 LEHIGH		1518.6	816.9	0	0	0	0	0	2335.5
46 MONTGOMERY		76958.2	2076.3	0	0	0	0	0	79034.5
48 NORTHAMPTON		0	102.3	0	0	0	0	0	102.3
51 PHILADELPHIA		9816.7	43	0	0	0	0	0	9859.7
Waste Totals:		102422.3	3728.6	0	0	0	0	0	106150.9



Please Use
Recycled Paper

Phone: 717-783-9258
 Printed: 2/27/2017

Also visit our Internet WWW Site at: <http://www.dep.state.pa.us>

DISCLAIMER: While care has been taken in the preparation of this report, there is no warranty or guarantee as to the data, calculation or content accuracy. The Commonwealth reserves the right to update or change any data or presentation format without notice or liability.

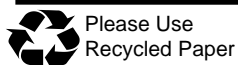
Commonwealth of Pennsylvania
 Department of Environmental Protection
 Bureau of Waste Management
 Division of Reporting and Fee Collection

 Landfill Waste Receipts
 in Tons (2000 lbs.) of Waste

For Year: Quarter:
 2015 / 3

Disposal Facility: 100945, CUMBERLAND COUNTY LANDFILL

County/State that Generated Waste	Waste Type:	Municipal	Residual	Sewage Sludge	Processed Medical	Construction	WTE Ash Residue	Asbestos	Total
01 ADAMS		1776.7	139.6	0	0	51.5	0	0	1967.8
05 BEDFORD		6332.1	43.1	0	0	24.3	0	0	6399.5
06 BERKS		0	0	0	0	1696.2	0	0	1696.2
09 BUCKS		0	34	14.3	0	0	0	0	48.3
15 CHESTER		0	444.3	0	0	0	0	0	444.3
21 CUMBERLAND		9744.7	4256.5	326.4	0	13005.6	0	202.4	27535.6
22 DAUPHIN		0	1635.2	61	0	284.8	0	77.4	2058.4
23 DELAWARE		0	0	28.8	0	0	0	46.9	75.7
28 FRANKLIN		1205.9	158.2	36.5	0	276.5	0	89.7	1766.8
29 FULTON		0.3	0	0	0	0	0	0	0.3
31 HUNTINGDON		7091.1	226.7	0	0	0	0	113.4	7431.2
34 JUNIATA		5.2	98.5	0	0	182.7	0	5.7	292.1
36 LANCASTER		0	0	90.6	0	0	0	0	90.6
38 LEBANON		0	2975	0	0	0	0	0	2975
39 LEHIGH		860.1	0	0	0	0	0	0	860.1
40 LUZERNE		0	0	0	0	0	0	288.8	288.8
44 MIFFLIN		22.2	0	0	0	1.9	0	0	24.1
46 MONTGOMERY		0	70.6	0	0	0	0	0	70.6
50 PERRY		867.9	53.3	121.4	0	475.3	0	1.4	1519.3
51 PHILADELPHIA		0	38.1	0	0	0	0	0	38.1
54 SCHUYLKILL		0	0	0	0	0	0	4.9	4.9
67 YORK		2.9	2937.4	164.8	0	114.2	0	5.9	3225.2
CT CONNECTICUT		0	72.5	0	0	0	0	0	72.5
IL ILLINOIS		0.9	0	0	0	0	0	0	0.9
MD MARYLAND		24396.8	767.2	2602.4	0	0	0	6.6	27773
NJ NEW JERSEY		70674.5	3598.8	0	0	146.7	0	207.7	74627.7
NY NEW YORK		0	0	9903.8	0	0	0	88.5	9992.3
VA VIRGINIA		1.5	0	0	0	0	0	0	1.5
WV WEST VIRGINIA		0	0	0	0	0	0	7.1	7.1
Waste Totals:		122982.8	17549	13350	0	16259.7	0	1146.4	171287.9



Commonwealth of Pennsylvania
 Department of Environmental Protection
 Bureau of Waste Management
 Division of Reporting and Fee Collection

 Landfill Waste Receipts
 in Tons (2000 lbs.) of Waste

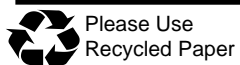
For Year: Quarter:
 2015 / 3

Disposal Facility: 100345, DELAWARE COUNTY SWA ROLLING HILLS LANDFILL

County/State that Generated Waste	Waste Type:	Municipal	Residual	Sewage Sludge	Processed Medical	Construction	WTE Ash Residue	Asbestos	Total
06 BERKS		13079.8	19456	40.1	0	1248.9	4158.3	13.2	37996.3
09 BUCKS		0	0	0	0	8254.3	0	0	8254.3
15 CHESTER		1276	0	0	0	6.6	0	0	1282.6
23 DELAWARE		108.1	0	0	0	0	102934.1	0	103042.2
46 MONTGOMERY		2881.9	441.3	0	0	9410.1	27594.4	0	40327.7
51 PHILADELPHIA		0	0	0	0	7654.7	0	0	7654.7
NJ NEW JERSEY		0	0	0	0	62.3	390.7	0	453
Waste Totals:		17345.8	19897.3	40.1	0	26636.9	135077.5	13.2	199010.8

Disposal Facility: 100434, EVERGREEN LANDFILL

County/State that Generated Waste	Waste Type:	Municipal	Residual	Sewage Sludge	Processed Medical	Construction	WTE Ash Residue	Asbestos	Total
02 ALLEGHENY		0	0	0	0	5.6	0	0	5.6
03 ARMSTRONG		3000.8	417.6	0	0	260.3	0	0	3678.7
10 BUTLER		0	0.8	0	0	0	0	0	0.8
11 CAMBRIA		2	8	0	0	5.6	0	0	15.6
17 CLEARFIELD		0	151.1	0	0	0	0	0	151.1
26 FAYETTE		9.7	0	0	0	0	0	0	9.7
30 GREENE		0	65.3	0	0	0	0	0	65.3
32 INDIANA		9663.4	2351.2	606	0	2338.8	0	0	14959.4
33 JEFFERSON		381.7	127.6	166.6	0	28.3	0	0	704.2
65 WESTMORELAND		4688.3	1136.5	89.9	0	257.8	0	0	6172.5
Waste Totals:		17745.9	4258.1	862.5	0	2896.4	0	0	25762.9



Please Use
Recycled Paper

Phone: 717-783-9258
 Printed: 2/27/2017

Also visit our Internet WWW Site at: <http://www.dep.state.pa.us>

DISCLAIMER: While care has been taken in the preparation of this report, there is no warranty or guarantee as to the data, calculation or content accuracy. The Commonwealth reserves the right to update or change any data or presentation format without notice or liability.

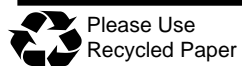
Commonwealth of Pennsylvania
 Department of Environmental Protection
 Bureau of Waste Management
 Division of Reporting and Fee Collection

 Landfill Waste Receipts
 in Tons (2000 lbs.) of Waste

For Year: Quarter:
 2015 / 3

Disposal Facility: 101680, G.R.O.W.S. NORTH

County/State that Generated Waste	Waste Type:	Municipal	Residual	Sewage Sludge	Processed Medical	Construction	WTE Ash Residue	Asbestos	Total
06 BERKS		4.8	55.5	0	0	0	0	0	60.3
09 BUCKS		8480.5	14921.1	2697.7	33.5	1265.5	441.9	0	27840.2
13 CARBON		2.8	0	0	0	0	0	0	2.8
15 CHESTER		0	24	0	0	0	0	0	24
23 DELAWARE		7984.7	45.6	648.2	8.4	1.8	0	0	8688.7
35 LACKAWANNA		4.8	0	0	0	0	0	0	4.8
38 LEBANON		0	644.1	0	0	0	0	0	644.1
39 LEHIGH		132.8	0	0	0	0	0	0	132.8
41 LYCOMING		22.7	0	0	0	0	0	0	22.7
45 MONROE		8.4	0	0	0	0	0	0	8.4
46 MONTGOMERY		4913.3	8101.6	1290.9	10.3	101	21.5	0	14438.6
51 PHILADELPHIA		56280.1	2672.8	1665.3	84	1475.3	0	0	62177.5
CT CONNECTICUT		0	14	0	0	0	0	0	14
DE DELAWARE (ST)		0	1414.9	0	0	0	0	0	1414.9
NJ NEW JERSEY		79875.2	26892.1	4553.4	0	52299.3	3361.4	0	166981.4
NY NEW YORK		138844.4	869.3	2302	7.3	10262.2	0	0	152285.2
RI RHODE ISLAND		0	55.8	0	0	0	0	0	55.8
Waste Totals:		296554.5	55710.8	13157.5	143.5	65405.1	3824.8	0	434796.2



Commonwealth of Pennsylvania
 Department of Environmental Protection
 Bureau of Waste Management
 Division of Reporting and Fee Collection

 Landfill Waste Receipts
 in Tons (2000 lbs.) of Waste

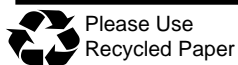
For Year: Quarter:
 2015 / 3

Disposal Facility: 100265, GRAND CENTRAL SANITARY LANDFILL INC

County/State that Generated Waste	Waste Type:	Municipal	Residual	Sewage Sludge	Processed Medical	Construction	WTE Ash Residue	Asbestos	Total
06 BERKS		1030.7	0	0	6.2	0	0	0	1036.9
09 BUCKS		152.8	58.1	0	36.2	4	0	0	251.1
13 CARBON		2030.4	28.2	126.2	0	156.6	0	0	2341.4
23 DELAWARE		0.7	0	0	0	0	0	0	0.7
35 LACKAWANNA		6.2	0	0	0	0	0	0	6.2
39 LEHIGH		31521.6	405.7	221.5	179.1	276.9	0	0	32604.8
40 LUZERNE		33.7	6.1	0	0	0	0	0	39.8
45 MONROE		24518	773.7	451.4	1133	4100.4	0	0	30976.5
46 MONTGOMERY		101.9	10	5.4	239.2	10.4	0	0	366.9
48 NORTHAMPTON		32290.7	1921.1	3957.7	293.9	2050.8	0	6.1	40520.3
52 PIKE		691.6	0	0	0	95.3	0	0	786.9
54 SCHUYLKILL		0	27.2	0	0	0	0	0	27.2
64 WAYNE		0.8	0	0	0	0	0	0	0.8
NJ NEW JERSEY		27965	282.7	134.3	0	6425.3	29109.6	186.9	64103.8
NY NEW YORK		327.9	12.3	7119	126.1	1194.4	0	22.3	8802
Waste Totals:		120672	3525.1	12015.5	2013.7	14314.1	29109.6	215.3	181865.3

Disposal Facility: 101544, GREATER LEBANON REFUSE AUTHORITY LANDFILL

County/State that Generated Waste	Waste Type:	Municipal	Residual	Sewage Sludge	Processed Medical	Construction	WTE Ash Residue	Asbestos	Total
38 LEBANON		21492.5	5584	484	0	6380.1	0	0	33940.6
Waste Totals:		21492.5	5584	484	0	6380.1	0	0	33940.6



Please Use
Recycled Paper

Phone: 717-783-9258
 Printed: 2/27/2017

Also visit our Internet WWW Site at: <http://www.dep.state.pa.us>

DISCLAIMER: While care has been taken in the preparation of this report, there is no warranty or guarantee as to the data, calculation or content accuracy. The Commonwealth reserves the right to update or change any data or presentation format without notice or liability.

Commonwealth of Pennsylvania
 Department of Environmental Protection
 Bureau of Waste Management
 Division of Reporting and Fee Collection

 Landfill Waste Receipts
 in Tons (2000 lbs.) of Waste

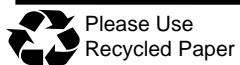
For Year: Quarter:
 2015 / 3

Disposal Facility: 100281, GREENRIDGE RECLAMATION LANDFILL

County/State that Generated Waste	Waste Type:	Municipal	Residual	Sewage Sludge	Processed Medical	Construction	WTE Ash Residue	Asbestos	Total
02 ALLEGHENY		18493.9	2154.1	1164.3	0	504.7	0	0	22317
10 BUTLER		0	0	135.2	0	0	0	0	135.2
26 FAYETTE		900.2	338.2	61.7	0	262.3	0	0	1562.4
32 INDIANA		9.7	0	0	0	3.7	0	0	13.4
56 SOMERSET		355	0	0	0	71.8	0	0	426.8
63 WASHINGTON		567.2	40.4	426.5	0	65.5	0	0	1099.6
65 WESTMORELAND		14776.3	9700.6	2742.6	0	3240.1	0	85	30544.6
WV WEST VIRGINIA		0	5430.5	0	532.8	0	0	0	5963.3
Waste Totals:		35102.3	17663.8	4530.3	532.8	4148.1	0	85	62062.3

Disposal Facility: 100934, IESI PA BLUE RIDGE LANDFILL CORP

County/State that Generated Waste	Waste Type:	Municipal	Residual	Sewage Sludge	Processed Medical	Construction	WTE Ash Residue	Asbestos	Total
01 ADAMS		6253.7	138.4	0	0	1869.6	0	0	8261.7
21 CUMBERLAND		3901.3	130.7	253.5	0	2409	0	0	6694.5
22 DAUPHIN		0	0	0	0	90.8	0	0	90.8
28 FRANKLIN		19532.9	7766	1972.8	0	3428.8	0	0	32700.5
29 FULTON		11.2	0	0	0	3.5	0	0	14.7
39 LEHIGH		0	0	0	0	0.1	0	0	0.1
50 PERRY		23.6	0	0	0	0	0	0	23.6
67 YORK		0	0	0	0	160.6	0	0	160.6
DC DISRICT OF COLUMBIA		25062.3	368.8	0	0	0	0	0	25431.1
DE DELAWARE (ST)		0	912	0	0	0	0	0	912
MD MARYLAND		72881.4	1728.5	135.1	0	872.9	0	0	75617.9
NJ NEW JERSEY		0	0	0	0	36.9	0	0	36.9
NY NEW YORK		22388.1	948.8	127.1	0	0	0	0	23464
WV WEST VIRGINIA		2398.9	0	0	0	39.8	0	0	2438.7
Waste Totals:		152453.4	11993.2	2488.5	0	8912	0	0	175847.1



Please Use
Recycled Paper

Phone: 717-783-9258
 Printed: 2/27/2017

Also visit our Internet WWW Site at: <http://www.dep.state.pa.us>

DISCLAIMER: While care has been taken in the preparation of this report, there is no warranty or guarantee as to the data, calculation or content accuracy. The Commonwealth reserves the right to update or change any data or presentation format without notice or liability.

Commonwealth of Pennsylvania
 Department of Environmental Protection
 Bureau of Waste Management
 Division of Reporting and Fee Collection

 Landfill Waste Receipts
 in Tons (2000 lbs.) of Waste

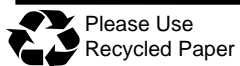
For Year: Quarter:
 2015 / 3

Disposal Facility: 100620, IMPERIAL LANDFILL

County/State that Generated Waste	Waste Type:	Municipal	Residual	Sewage Sludge	Processed Medical	Construction	WTE Ash Residue	Asbestos	Total
02 ALLEGHENY		82289	22403.8	4894.9	0	10572.2	1643.8	1931.4	123735.1
04 BEAVER		1957.3	275.1	2075.2	0	231.3	0	9.7	4548.6
10 BUTLER		1315	3101.5	19.2	0	184.7	0	9.4	4629.8
15 CHESTER		0	1402.7	0	0	0	0	0	1402.7
26 FAYETTE		105.1	201.8	0	0	0	0	0	306.9
30 GREENE		648.8	1262.9	22.3	0	4.6	0	19.1	1957.7
37 LAWRENCE		0	10.4	0	0	0	0	0	10.4
63 WASHINGTON		6232.4	8363.5	523.7	0	1948.2	0	18.5	17086.3
65 WESTMORELAND		0	248.6	0	0	0	0	31.4	280
DC DISRICT OF COLUMBIA		1.3	0	0	0	0	0	0	1.3
NY NEW YORK		0	158.2	0	0	0	0	0	158.2
OH OHIO		0	398.6	84.2	0	0.5	0	9.9	493.2
WV WEST VIRGINIA		1275.1	0	51.2	0	0	0	21.4	1347.7
Waste Totals:		93824	37827.1	7670.7	0	12941.5	1643.8	2050.8	155957.9

Disposal Facility: 101439, JOSEPH J BRUNNER INC LANDFILL

County/State that Generated Waste	Waste Type:	Municipal	Residual	Sewage Sludge	Processed Medical	Construction	WTE Ash Residue	Asbestos	Total
02 ALLEGHENY		4747.5	4.3	243.9	0	0	0	1.9	4997.6
04 BEAVER		6010.2	1846.8	1454.4	0	0	0	0	9311.4
10 BUTLER		1147.1	22.2	598.2	0	0	0	0	1767.5
37 LAWRENCE		63.7	0	19.1	0	0	0	0	82.8
Waste Totals:		11968.5	1873.3	2315.6	0	0	0	1.9	16159.3



Please Use
Recycled Paper

Phone: 717-783-9258
 Printed: 2/27/2017

Also visit our Internet WWW Site at: <http://www.dep.state.pa.us>

DISCLAIMER: While care has been taken in the preparation of this report, there is no warranty or guarantee as to the data, calculation or content accuracy. The Commonwealth reserves the right to update or change any data or presentation format without notice or liability.

Commonwealth of Pennsylvania
 Department of Environmental Protection
 Bureau of Waste Management
 Division of Reporting and Fee Collection

 Landfill Waste Receipts
 in Tons (2000 lbs.) of Waste

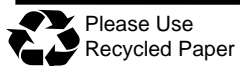
For Year: Quarter:
 2015 / 3

Disposal Facility: 100663, KELLY RUN SANITATION INC LANDFILL

County/State that Generated Waste	Waste Type:	Municipal	Residual	Sewage Sludge	Processed Medical	Construction	WTE Ash Residue	Asbestos	Total
02 ALLEGHENY		9883.9	6263.3	0	0	2965.8	0	0	19113
10 BUTLER		0	1306.5	0	0	0	0	0	1306.5
26 FAYETTE		838	236.3	205.2	0	383.2	0	0	1662.7
30 GREENE		103.8	619	0	0	0	0	0	722.8
56 SOMERSET		0	2	0	0	0	0	0	2
63 WASHINGTON		1445.8	28400.2	47.3	0	235.1	0	0	30128.4
65 WESTMORELAND		1646.1	3644.2	0	0	89.7	0	0	5380
WV WEST VIRGINIA		0	1.3	0	0	0	0	0	1.3
Waste Totals:		13917.6	40472.8	252.5	0	3673.8	0	0	58316.7

Disposal Facility: 101247, KEYSTONE SANITARY LANDFILL

County/State that Generated Waste	Waste Type:	Municipal	Residual	Sewage Sludge	Processed Medical	Construction	WTE Ash Residue	Asbestos	Total
08 BRADFORD		0	940.4	0	0	0	0	0	940.4
13 CARBON		212.9	0	0	0	0	0	0	212.9
19 COLUMBIA		1.5	8.4	0	0	0	0	0	9.9
35 LACKAWANNA		46915	1787.4	4287.4	0	3286.1	0	13.1	56289
39 LEHIGH		377.8	0	0	0	0	0	0	377.8
40 LUZERNE		23445.3	2264.8	3041.3	0	2490.6	0	0.2	31242.2
41 LYCOMING		0	4	0	0	0	0	0	4
45 MONROE		3249.6	167	464	0	9.2	0	0	3889.8
48 NORTHAMPTON		254.1	0	172	0	0	0	0	426.1
52 PIKE		4611.2	51.6	0	0	147.4	0	0	4810.2
58 SUSQUEHANNA		4316.3	59949.2	0	0	1796.4	0	16.5	66078.4
64 WAYNE		588.1	90.3	337	0	335.8	0	0	1351.2
66 WYOMING		1120.1	165.6	48.4	0	370.2	0	0	1704.3
CT CONNECTICUT		670.6	0	0	0	0	0	0	670.6
NJ NEW JERSEY		108873.1	413.7	0	0	6.5	0	0	109293.3
NY NEW YORK		227747	1763.2	0	0	20.5	0	0	229530.7
Waste Totals:		422382.6	67605.6	8350.1	0	8462.7	0	29.8	506830.8



Please Use
Recycled Paper

Phone: 717-783-9258
 Printed: 2/27/2017

Also visit our Internet WWW Site at: <http://www.dep.state.pa.us>

DISCLAIMER: While care has been taken in the preparation of this report, there is no warranty or guarantee as to the data, calculation or content accuracy. The Commonwealth reserves the right to update or change any data or presentation format without notice or liability.

Commonwealth of Pennsylvania
 Department of Environmental Protection
 Bureau of Waste Management
 Division of Reporting and Fee Collection

 Landfill Waste Receipts
 in Tons (2000 lbs.) of Waste

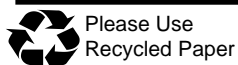
For Year: Quarter:
 2015 / 3

Disposal Facility: 100329, LAKE VIEW LANDFILL

County/State that Generated Waste	Waste Type:	Municipal	Residual	Sewage Sludge	Processed Medical	Construction	WTE Ash Residue	Asbestos	Total
02 ALLEGHENY		0	0.8	0	0	0	0	0	0.8
20 CRAWFORD		2197.9	1330.9	97.2	0	146.2	0	0.6	3772.8
25 ERIE		37637.3	8679.2	1925.9	0	9605.8	581.9	186.9	58617
43 MERCER		7182.9	0	0	0	0	0	0	7182.9
61 VENANGO		0	928.7	0	0	0	0	0	928.7
62 WARREN		0	67.8	0	0	0	0	0	67.8
NY NEW YORK		0	0	0	0	0	0	0	0
Waste Totals:		47018.1	11007.4	2023.1	0	9752	581.9	187.5	70570

Disposal Facility: 101534, LAUREL HIGHLANDS LANDFILL INC

County/State that Generated Waste	Waste Type:	Municipal	Residual	Sewage Sludge	Processed Medical	Construction	WTE Ash Residue	Asbestos	Total
05 BEDFORD		0.4	8.1	0	0	0	0	0	8.5
07 BLAIR		8001.8	3500.4	217.9	0	812.9	0	0	12533
11 CAMBRIA		10071.4	1313.6	1113.2	0	1645.7	0	0	14143.9
17 CLEARFIELD		0	0	35	0	0.6	0	0	35.6
24 ELK		0	0	0	0	4.7	0	0	4.7
30 GREENE		0	164.5	0	0	0	0	0	164.5
31 HUNTINGDON		0	253.1	0	0	0	0	0	253.1
32 INDIANA		236.1	11.8	0	0	126.4	0	0	374.3
33 JEFFERSON		5.2	0	0	0	89	0	0	94.2
34 JUNIATA		8.8	0	0	0	0	0	0	8.8
56 SOMERSET		35.1	0	0	0	10.1	0	0	45.2
65 WESTMORELAND		85.3	148.8	0	0	3.8	0	0	237.9
Waste Totals:		18444.1	5400.3	1366.1	0	2693.2	0	0	27903.7



Commonwealth of Pennsylvania
 Department of Environmental Protection
 Bureau of Waste Management
 Division of Reporting and Fee Collection

 Landfill Waste Receipts
 in Tons (2000 lbs.) of Waste

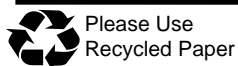
For Year: Quarter:
 2015 / 3

Disposal Facility: 100758, LCSWMA - Susq. Resource Mgmt Complex

County/State that Generated Waste	Waste Type:	Municipal	Residual	Sewage Sludge	Processed Medical	Construction	WTE Ash Residue	Asbestos	Total
06 BERKS		4204	0	0	0	0	0	0	4204
18 CLINTON		0	136.4	0	0	0	0	0	136.4
19 COLUMBIA		141.7	0	0	0	0	0	0	141.7
21 CUMBERLAND		6830.7	118.2	0	0	659.9	0	0	7608.8
22 DAUPHIN		42553.7	972.8	0	0	2180.7	0	0	45707.2
28 FRANKLIN		8.3	160.6	0	0	0	0	0	168.9
36 LANCASTER		157.1	0	0	0	0	0	0	157.1
40 LUZERNE		0	80.3	0	0	0	0	0	80.3
41 LYCOMING		0	9.4	0	0	0	0	0	9.4
49 NORTHUMBERLAND		19.9	0	0	0	0	0	0	19.9
50 PERRY		559.6	0	0	0	3.9	0	0	563.5
54 SCHUYLKILL		145.6	47.1	0	0	0	0	0	192.7
67 YORK		0	0	0	0	7.2	0	0	7.2
NJ NEW JERSEY		20183.1	0	0	0	0	0	0	20183.1
Waste Totals:		74803.7	1524.8	0	0	2851.7	0	0	79180.2

Disposal Facility: 101389, LCSWMA FREY FARM LANDFILL

County/State that Generated Waste	Waste Type:	Municipal	Residual	Sewage Sludge	Processed Medical	Construction	WTE Ash Residue	Asbestos	Total
21 CUMBERLAND		0	35.6	0	0	11.8	0	0	47.4
22 DAUPHIN		0	6.1	0	0	3299.4	22460.1	0	25765.6
36 LANCASTER		4725.9	25279.9	5727.5	154.5	23503.4	23207.1	21.2	82619.5
38 LEBANON		0	422.2	0	0	0	0	0	422.2
67 YORK		0	1325.2	0	0	21.7	0	0	1346.9
DE DELAWARE (ST)		0	21.3	0	0	0	0	0	21.3
Waste Totals:		4725.9	27090.3	5727.5	154.5	26836.3	45667.2	21.2	110222.9



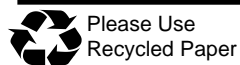
Commonwealth of Pennsylvania
 Department of Environmental Protection
 Bureau of Waste Management
 Division of Reporting and Fee Collection

 Landfill Waste Receipts
 in Tons (2000 lbs.) of Waste

For Year: Quarter:
 2015 / 3

Disposal Facility: 400592, LCSWMA RESOURCE RECOVERY FACILITY

County/State that Generated Waste	Waste Type:	Municipal	Residual	Sewage Sludge	Processed Medical	Construction	WTE Ash Residue	Asbestos	Total
06 BERKS		3051.8	183.9	0	0	0	0	0	3235.7
07 BLAIR		0	18.8	0	0	0	0	0	18.8
09 BUCKS		0	582.4	0	0	0	0	0	582.4
11 CAMBRIA		0	13.8	0	0	0	0	0	13.8
14 CENTRE		0	10.9	0	0	0	0	0	10.9
15 CHESTER		0	129.7	0	0	0	0	0	129.7
21 CUMBERLAND		0	12.6	0	0	0	0	0	12.6
22 DAUPHIN		4.4	380.9	0	0	0	0	0	385.3
23 DELAWARE		0	12.4	0	0	0	0	0	12.4
36 LANCASTER		79097.7	9154.6	1723.9	0	107.6	0	0	90083.8
38 LEBANON		0	362.6	0	0	0	0	0	362.6
39 LEHIGH		0	520.5	0	0	0	0	0	520.5
45 MONROE		0	101.6	0	0	0	0	0	101.6
46 MONTGOMERY		0	213.6	0	0	0	0	0	213.6
47 MONTOUR		0	7.1	0	0	0	0	0	7.1
48 NORTHAMPTON		0	20	0	0	0	0	0	20
49 NORTHUMBERLAND		0	14	0	0	0	0	0	14
51 PHILADELPHIA		0	43.7	0	0	0	0	0	43.7
54 SCHUYLKILL		0	8.6	0	0	0	0	0	8.6
66 WYOMING		0	722.1	0	0	0	0	0	722.1
67 YORK		3	92.5	0	0	0	0	0	95.5
DE DELAWARE (ST)		0	91.3	0	0	0	0	0	91.3
FL FLORIDA		0	3.6	0	0	0	0	0	3.6
IL ILLINOIS		0	42.4	0	0	0	0	0	42.4
IN INDIANA		0	40.9	0	0	0	0	0	40.9
LA LOUISIANA		0	63.3	0	0	0	0	0	63.3
MD MARYLAND		0	12.1	0	0	0	0	0	12.1
NC NORTH CAROLINA		0	628.3	0	0	0	0	0	628.3
NJ NEW JERSEY		2156.9	320	0	0	0	0	0	2476.9
NY NEW YORK		2924.5	128.1	0	0	0	0	0	3052.6
Waste Totals:		87238.3	13936.3	1723.9	0	107.6	0	0	103006.1



Please Use
Recycled Paper

Phone: 717-783-9258
 Printed: 2/27/2017

Also visit our Internet WWW Site at: <http://www.dep.state.pa.us>

DISCLAIMER: While care has been taken in the preparation of this report, there is no warranty or guarantee as to the data, calculation or content accuracy. The Commonwealth reserves the right to update or change any data or presentation format without notice or liability.

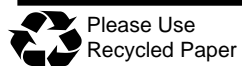
Commonwealth of Pennsylvania
 Department of Environmental Protection
 Bureau of Waste Management
 Division of Reporting and Fee Collection

 Landfill Waste Receipts
 in Tons (2000 lbs.) of Waste

For Year: Quarter:
 2015 / 3

Disposal Facility: 100963, LYCOMING COUNTY RESOURCE MANAGEMENT SERVICES LANDFILL

County/State that Generated Waste	Waste Type:	Municipal	Residual	Sewage Sludge	Processed Medical	Construction	WTE Ash Residue	Asbestos	Total
01 ADAMS		0	0.7	0	0	0	0	0	0.7
17 CLEARFIELD		0	52.7	0	0	0	0	0	52.7
18 CLINTON		11.9	136.1	0	0	0	0	0	148
19 COLUMBIA		11577.6	4057.9	1697.2	0	2249.5	0	31.5	19613.7
22 DAUPHIN		0	227.6	0	0	0	0	0	227.6
35 LACKAWANNA		0	0	0	0	0	0	42.1	42.1
36 LANCASTER		0	0.1	0	0	0	0	0	0.1
39 LEHIGH		0	15.4	0	0	0	0	0	15.4
40 LUZERNE		34.6	0	0	0	0	0	40	74.6
41 LYCOMING		15019.4	4141.9	1937.3	6.8	970.2	0	0.3	22075.9
44 MIFFLIN		0	22.3	0	0	0	0	0	22.3
45 MONROE		0	0	0	0	0	0	39.4	39.4
47 MONTOUR		2259	791.9	0	129.2	440.2	0	3.7	3624
49 NORTHUMBERLAND		5426	3323.3	2300.8	0	616.8	0	5.1	11672
50 PERRY		27.7	0	0	0	0	0	0	27.7
54 SCHUYLKILL		0	0	12.2	0	0	0	0	12.2
55 SNYDER		3472.6	894.2	260.2	0	162.5	8.3	9.4	4807.2
57 SULLIVAN		12.6	0	0	0	0	0	0	12.6
58 SUSQUEHANNA		0	0.6	0	0	0	0	18.5	19.1
59 TIOGA		2.2	0	0	0	0	0	0	2.2
60 UNION		5724	2361.1	884.8	0	1010	0	2.5	9982.4
62 WARREN		0	1	0	0	0	0	0	1
64 WAYNE		0	0	0	0	0	0	8.2	8.2
66 WYOMING		0	0.1	0	0	0	0	7.7	7.8
NJ NEW JERSEY		0	3032.4	0	0	0	0	138.8	3171.2
NY NEW YORK		0	0.1	0	0	0	0	0	0.1
Waste Totals:		43567.6	19059.4	7092.5	136	5449.2	8.3	347.2	75660.2



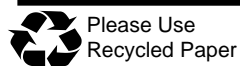
Commonwealth of Pennsylvania
 Department of Environmental Protection
 Bureau of Waste Management
 Division of Reporting and Fee Collection

 Landfill Waste Receipts
 in Tons (2000 lbs.) of Waste

For Year: Quarter:
 2015 / 3

Disposal Facility: 100113, MODERN LANDFILL

County/State that Generated Waste	Waste Type:	Municipal	Residual	Sewage Sludge	Processed Medical	Construction	WTE Ash Residue	Asbestos	Total
01 ADAMS		18.1	6736.9	63.3	0	2.4	0	2.1	6822.8
06 BERKS		0	196.3	0	0	0	0	0	196.3
09 BUCKS		0	91.5	0	0	0	0	0	91.5
15 CHESTER		0	17.4	0	0	0	0	0	17.4
21 CUMBERLAND		11446.6	768.4	121.9	0	2707.2	0	0	15044.1
22 DAUPHIN		0	2502.3	32.9	462.1	2061.6	0	37.2	5096.1
31 HUNTINGDON		0	11.4	0	0	0	0	0	11.4
36 LANCASTER		0	15325.2	0	0	0	0	0	15325.2
38 LEBANON		0	6176.8	0	0	0	0	3.8	6180.6
39 LEHIGH		0	47.7	0	0	0	0	0	47.7
40 LUZERNE		0	40.5	0	0	0	0	0	40.5
46 MONTGOMERY		0	0.8	173.2	0	9992.8	0	20.4	10187.2
50 PERRY		0	59	0	0	0	0	0	59
51 PHILADELPHIA		55190.6	0	0	0	46.4	0	0	55237
54 SCHUYLKILL		0	58.4	0	0	0	0	0.8	59.2
67 YORK		130.7	47818	628.4	0	9893.7	36117.1	177	94764.9
CT CONNECTICUT		0	2536.1	0	0	0	0	1581.3	4117.4
DC DISRICT OF COLUMBIA		0	0	0	0	0	0	7.3	7.3
DE DELAWARE (ST)		0	1322.9	0	0	0	0	85.5	1408.4
MD MARYLAND		0	5366.9	1851.5	4315.6	174.5	0	194.4	11902.9
NJ NEW JERSEY		7926	64.2	0	0	15	0	1.8	8007
NY NEW YORK		0	0	0	0	0	0	1.2	1.2
VA VIRGINIA		0	147.1	0	0	0	0	0	147.1
WV WEST VIRGINIA		0	14	0	0	0	0	0	14
Waste Totals:		74712	89301.8	2871.2	4777.7	24893.6	36117.1	2112.8	234786.2



Commonwealth of Pennsylvania
 Department of Environmental Protection
 Bureau of Waste Management
 Division of Reporting and Fee Collection

 Landfill Waste Receipts
 in Tons (2000 lbs.) of Waste

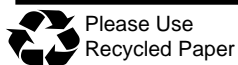
For Year: Quarter:
 2015 / 3

Disposal Facility: 100594, MONROEVILLE LANDFILL

County/State that Generated Waste	Waste Type:	Municipal	Residual	Sewage Sludge	Processed Medical	Construction	WTE Ash Residue	Asbestos	Total
02 ALLEGHENY		66460.7	26294.8	1243.7	745.5	13278.8	3923.1	0	111946.6
03 ARMSTRONG		114.1	0	0	0	3.3	0	0	117.4
10 BUTLER		240	155.3	0	0	3.5	0	0	398.8
30 GREENE		0	546.8	0	0	0	0	0	546.8
65 WESTMORELAND		1811.7	132	0	0	567.1	0	0	2510.8
OH OHIO		0	1413	0	0	0	0	0	1413
WV WEST VIRGINIA		0	131.7	0	0	0	0	0	131.7
Waste Totals:		68626.5	28673.6	1243.7	745.5	13852.7	3923.1	0	117065.1

Disposal Facility: 101571, MOSTOLLER LANDFILL INC

County/State that Generated Waste	Waste Type:	Municipal	Residual	Sewage Sludge	Processed Medical	Construction	WTE Ash Residue	Asbestos	Total
02 ALLEGHENY		0	31.4	0	0	0	0	0	31.4
05 BEDFORD		79	83	34.3	0	1.8	0	0	198.1
07 BLAIR		16605.3	139.8	81.4	0	488.3	0	0	17314.8
11 CAMBRIA		8416.8	405.4	259.4	0	739.9	0	60.7	9882.2
22 DAUPHIN		0	0	45.3	0	0	0	0	45.3
26 FAYETTE		24	277.8	0	0	0	0	0	301.8
30 GREENE		0	465	0	0	0	0	0	465
31 HUNTINGDON		24.5	24.8	0	0	9.8	0	0	59.1
32 INDIANA		0	0	0	0	106.4	0	0	106.4
54 SCHUYLKILL		16	0	0	0	0	0	0	16
56 SOMERSET		7390.7	285.9	1548.3	0	1196	0	44	10464.9
65 WESTMORELAND		4096.7	13332.5	0	0	9.4	0	0	17438.6
MD MARYLAND		8480.7	0	0	0	0	0	0	8480.7
WV WEST VIRGINIA		0	116.8	0	0	0	0	0	116.8
Waste Totals:		45133.7	15162.4	1968.7	0	2551.6	0	104.7	64921.1



Please Use
Recycled Paper

Phone: 717-783-9258
 Printed: 2/27/2017

Also visit our Internet WWW Site at: <http://www.dep.state.pa.us>

DISCLAIMER: While care has been taken in the preparation of this report, there is no warranty or guarantee as to the data, calculation or content accuracy. The Commonwealth reserves the right to update or change any data or presentation format without notice or liability.

Commonwealth of Pennsylvania
 Department of Environmental Protection
 Bureau of Waste Management
 Division of Reporting and Fee Collection

 Landfill Waste Receipts
 in Tons (2000 lbs.) of Waste

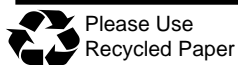
For Year: Quarter:
 2015 / 3

Disposal Facility: 101100, MOUNTAIN VIEW RECLAMATION LANDFILL

County/State that Generated Waste	Waste Type:	Municipal	Residual	Sewage Sludge	Processed Medical	Construction	WTE Ash Residue	Asbestos	Total
01 ADAMS		2325.6	2678.3	0	0	128.3	0	0	5132.2
21 CUMBERLAND		4262.3	320.6	3.3	0	1009.4	0	0	5595.6
22 DAUPHIN		0	2602.8	51.7	0.7	2298.9	0	0	4954.1
28 FRANKLIN		5350.3	1902.6	191.3	0	885.4	0	0	8329.6
29 FULTON		190.4	222.2	0	0	13.1	0	0	425.7
49 NORTHUMBERLAND		3295.9	0	0	0	0	0	0	3295.9
50 PERRY		406.6	0	0	0	38.7	0	0	445.3
54 SCHUYLKILL		0	21.5	0	0	0	0	0	21.5
67 YORK		0	0.2	0	0	292.4	0	0	292.6
MD MARYLAND		31351.4	5164.8	85.4	0	1091.1	0	0	37692.7
VA VIRGINIA		98.5	0	0	0	0	0	0	98.5
WV WEST VIRGINIA		6608.5	317.3	7.6	0	387.4	0	1.8	7322.6
Waste Totals:		53889.5	13230.3	339.3	0.7	6144.7	0	1.8	73606.3

Disposal Facility: 100585, NORTHWEST SANITARY LANDFILL

County/State that Generated Waste	Waste Type:	Municipal	Residual	Sewage Sludge	Processed Medical	Construction	WTE Ash Residue	Asbestos	Total
02 ALLEGHENY		862.6	1899.8	0	0	401.9	0	7.8	3172.1
03 ARMSTRONG		1472	1460.5	0	0	85.6	0	0	3018.1
04 BEAVER		27.6	0	0	0	0	0	0	27.6
10 BUTLER		6518	29062.3	6.6	0	1000.6	0	20.9	36608.4
16 CLARION		327.6	228.1	31.8	0	118.1	0	0	705.6
20 CRAWFORD		120.6	54.6	0	0	111.5	0	0	286.7
25 ERIE		0	7	0	0	0	0	0	7
37 LAWRENCE		3055.6	776.6	0	0	29.6	0	0	3861.8
43 MERCER		190.1	79	46.2	0	63.7	0	10.9	389.9
61 VENANGO		762	702.4	0	0	80.1	0	1.2	1545.7
Waste Totals:		13336.1	34270.3	84.6	0	1891.1	0	40.8	49622.9



Please Use
Recycled Paper

Phone: 717-783-9258
 Printed: 2/27/2017

Also visit our Internet WWW Site at: <http://www.dep.state.pa.us>

DISCLAIMER: While care has been taken in the preparation of this report, there is no warranty or guarantee as to the data, calculation or content accuracy. The Commonwealth reserves the right to update or change any data or presentation format without notice or liability.

Commonwealth of Pennsylvania
 Department of Environmental Protection
 Bureau of Waste Management
 Division of Reporting and Fee Collection

 Landfill Waste Receipts
 in Tons (2000 lbs.) of Waste

For Year: Quarter:
 2015 / 3

Disposal Facility: 100346, PIONEER CROSSING LANDFILL

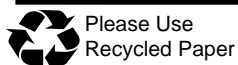
County/State that Generated Waste	Waste Type:	Municipal	Residual	Sewage Sludge	Processed Medical	Construction	WTE Ash Residue	Asbestos	Total
06 BERKS		10885.8	3940	724.8	0	361	0	0	15911.6
09 BUCKS		939.9	135.9	0	85.6	0	0	0	1161.4
15 CHESTER		746.2	385.5	68.4	0	17.3	0	0	1217.4
23 DELAWARE		0	0	0	0	117.3	0	0	117.3
36 LANCASTER		360	0	0	0	0	0	0	360
39 LEHIGH		7575.7	1936.6	64.5	75.6	21.7	0	0	9674.1
46 MONTGOMERY		32518.3	1852.3	457.6	0	115.7	58.8	0	35002.7
48 NORTHAMPTON		5.3	1090.7	0	951.8	0	0	0	2047.8
51 PHILADELPHIA		43.2	57.6	187.2	363.3	0	0	0	651.3
54 SCHUYLKILL		8.4	0	0	0	0	0	0	8.4
NJ NEW JERSEY		0	20.6	1127	0	0	0	0	1147.6
NY NEW YORK		0	174	174	5.4	0	0	0	353.4
RI RHODE ISLAND		0	0	0	214.8	0	0	0	214.8
Waste Totals:		53082.8	9593.2	2803.5	1696.5	633	58.8	0	67867.8

Disposal Facility: 101069, S.E.C.C.R.A. LANDFILL

County/State that Generated Waste	Waste Type:	Municipal	Residual	Sewage Sludge	Processed Medical	Construction	WTE Ash Residue	Asbestos	Total
15 CHESTER		18793.8	833.9	517.5	0	7844.5	0	0	27989.7
Waste Totals:		18793.8	833.9	517.5	0	7844.5	0	0	27989.7

Disposal Facility: 101538, SANDY RUN LANDFILL INC.

County/State that Generated Waste	Waste Type:	Municipal	Residual	Sewage Sludge	Processed Medical	Construction	WTE Ash Residue	Asbestos	Total
05 BEDFORD		3228.2	107.4	120.3	0	24	0	0	3479.9
07 BLAIR		1021.5	550.3	11	0	65.7	0	0	1648.5
29 FULTON		735	0	0	0	32	0	0	767
31 HUNTINGDON		855.3	8.2	100	0	8.5	0	0	972
Waste Totals:		5840	665.9	231.3	0	130.2	0	0	6867.4



Please Use
Recycled Paper

Phone: 717-783-9258
 Printed: 2/27/2017

Also visit our Internet WWW Site at: <http://www.dep.state.pa.us>

DISCLAIMER: While care has been taken in the preparation of this report, there is no warranty or guarantee as to the data, calculation or content accuracy. The Commonwealth reserves the right to update or change any data or presentation format without notice or liability.

Commonwealth of Pennsylvania
 Department of Environmental Protection
 Bureau of Waste Management
 Division of Reporting and Fee Collection

 Landfill Waste Receipts
 in Tons (2000 lbs.) of Waste

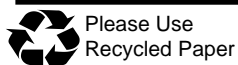
For Year: Quarter:
 2015 / 3

Disposal Facility: 100403, SENECA LANDFILL INC

County/State that Generated Waste	Waste Type:	Municipal	Residual	Sewage Sludge	Processed Medical	Construction	WTE Ash Residue	Asbestos	Total
02 ALLEGHENY		14086.9	7042.1	1088.6	0	2493.9	0	0	24711.5
03 ARMSTRONG		997.6	122	161.7	0	110.2	0	0	1391.5
04 BEAVER		1549.9	269.7	199	0	7.6	0	0	2026.2
10 BUTLER		23307.9	5723.7	1120.8	0	3459.9	0	0	33612.3
16 CLARION		0.3	12.1	0	0	0	0	0	12.4
20 CRAWFORD		0	0	1202	0	56.4	0	0	1258.4
25 ERIE		0	0	132.2	0	0	0	0	132.2
27 FOREST		0	0	40.5	0	0	0	0	40.5
32 INDIANA		0	166.2	0	0	0	0	0	166.2
33 JEFFERSON		0	11.8	0	0	0	0	0	11.8
37 LAWRENCE		263.5	380.1	0	0	127.4	0	0	771
43 MERCER		25470.6	1885.3	106.9	0	3134.9	0	0	30597.7
61 VENANGO		2.6	368	373.1	0	538.4	0	0	1282.1
63 WASHINGTON		0	12.1	933	0	12.7	0	0	957.8
65 WESTMORELAND		467.5	27.7	505.8	0	31.4	0	0	1032.4
OH OHIO		1649.3	0	0	0	0	0	0	1649.3
Waste Totals:		67796.1	16020.8	5863.6	0	9972.8	0	0	99653.3

Disposal Facility: 100592, SOUTH HILLS LANDFILL INC

County/State that Generated Waste	Waste Type:	Municipal	Residual	Sewage Sludge	Processed Medical	Construction	WTE Ash Residue	Asbestos	Total
02 ALLEGHENY		7907.9	4606	485.2	0	5463.4	483.9	0	18946.4
03 ARMSTRONG		0	82.9	0	0	0	0	0	82.9
26 FAYETTE		12.8	187.6	0	0	61.9	0	0	262.3
30 GREENE		0	841.3	0	0	0	0	0	841.3
63 WASHINGTON		2804.9	1649.4	0	0	810.1	0	0	5264.4
65 WESTMORELAND		0	36	0	0	34.3	0	0	70.3
OH OHIO		0	239.9	0	0	0	1390.4	0	1630.3
WV WEST VIRGINIA		0	157.3	0	0	0	2736.8	0	2894.1
Waste Totals:		10725.6	7800.4	485.2	0	6369.7	4611.1	0	29992



Please Use
Recycled Paper

Phone: 717-783-9258
 Printed: 2/27/2017

Also visit our Internet WWW Site at: <http://www.dep.state.pa.us>

DISCLAIMER: While care has been taken in the preparation of this report, there is no warranty or guarantee as to the data, calculation or content accuracy. The Commonwealth reserves the right to update or change any data or presentation format without notice or liability.

Commonwealth of Pennsylvania
 Department of Environmental Protection
 Bureau of Waste Management
 Division of Reporting and Fee Collection

 Landfill Waste Receipts
 in Tons (2000 lbs.) of Waste

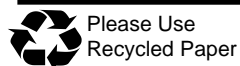
For Year: Quarter:
 2015 / 3

Disposal Facility: 100081, SOUTHERN ALLEGHENIES LANDFILL INC

County/State that Generated Waste	Waste Type:	Municipal	Residual	Sewage Sludge	Processed Medical	Construction	WTE Ash Residue	Asbestos	Total
05 BEDFORD		6.1	93.5	0	0	0.4	0	34.9	134.9
07 BLAIR		31.9	1104.9	0	0	0	0	0	1136.8
08 BRADFORD		0	0	0	0	0	0	6	6
11 CAMBRIA		6429.8	1970.9	24	0	2001.1	0	5.7	10431.5
17 CLEARFIELD		0	24.2	0	0	0	0	0	24.2
31 HUNTINGDON		0.4	0	0	0	0	0	0	0.4
32 INDIANA		8.3	0	0	0	3.5	0	0	11.8
40 LUZERNE		0	0	0	0	0	0	755.6	755.6
51 PHILADELPHIA		0	0	0	0	0	0	61.6	61.6
56 SOMERSET		5145.9	772	127.2	0	732.5	0	0	6777.6
65 WESTMORELAND		29.1	9.7	0	0	0	0	0	38.8
MD MARYLAND		0	0	0	0	0	0	40.1	40.1
NY NEW YORK		0	0	0	0	0	0	187.7	187.7
Waste Totals:		11651.5	3975.2	151.2	0	2737.5	0	1091.6	19607

Disposal Facility: 100277, TERVITA SANITARY LANDFILL

County/State that Generated Waste	Waste Type:	Municipal	Residual	Sewage Sludge	Processed Medical	Construction	WTE Ash Residue	Asbestos	Total
02 ALLEGHENY		11264.6	26.7	1433.3	0	3015.8	0	138.7	15879.1
10 BUTLER		0	0	0	0	4.1	0	0	4.1
26 FAYETTE		3582.2	514.3	121.7	0	1811.5	0	0	6029.7
30 GREENE		225.1	895.6	0	0	228.7	0	0	1349.4
32 INDIANA		0	11.1	0	0	0	0	0	11.1
56 SOMERSET		0	352	0	0	0	0	0	352
63 WASHINGTON		7971.4	6608.1	43	1168.6	1964.1	0	0	17755.2
65 WESTMORELAND		6642.7	394.1	327.4	0	3087.7	0	0	10451.9
WV WEST VIRGINIA		37.1	0	0	0	30.9	0	0	68
Waste Totals:		29723.1	8801.9	1925.4	1168.6	10142.8	0	138.7	51900.5



Please Use
Recycled Paper

Phone: 717-783-9258
 Printed: 2/27/2017

Also visit our Internet WWW Site at: <http://www.dep.state.pa.us>

DISCLAIMER: While care has been taken in the preparation of this report, there is no warranty or guarantee as to the data, calculation or content accuracy. The Commonwealth reserves the right to update or change any data or presentation format without notice or liability.

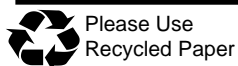
Commonwealth of Pennsylvania
 Department of Environmental Protection
 Bureau of Waste Management
 Division of Reporting and Fee Collection

 Landfill Waste Receipts
 in Tons (2000 lbs.) of Waste

For Year: Quarter:
 2015 / 3

Disposal Facility: 101494, TULLYTOWN RESOURCE RECOVERY FACILITY

County/State that Generated Waste	Waste Type:	Municipal	Residual	Sewage Sludge	Processed Medical	Construction	WTE Ash Residue	Asbestos	Total
06 BERKS		14.3	0	0	0	0	0	0	14.3
09 BUCKS		7680.7	11725.7	0	117.4	542.6	38889	13.7	58969.1
13 CARBON		8.1	0	0	0	0	0	0	8.1
15 CHESTER		0	0	0	0	0	0	0.3	0.3
22 DAUPHIN		0	0	0	0	12.7	0	1.3	14
23 DELAWARE		3491	0	0	403.8	43.7	0	22.7	3961.2
36 LANCASTER		0	0	0	0	0	0	1.1	1.1
39 LEHIGH		375.1	0	0	0	0	0	0.8	375.9
46 MONTGOMERY		5131.4	4359.6	0	57.1	200.7	0	0	9748.8
48 NORTHAMPTON		0	0	0	0	14.6	0	0	14.6
51 PHILADELPHIA		27263.7	3751.6	0	1098.3	814.4	0	259.8	33187.8
54 SCHUYLKILL		0	0	0	0	1.1	0	1.7	2.8
CT CONNECTICUT		0	55.7	0	0	43.3	0	0	99
DC DISRICT OF COLUMBIA		0	0	0	0	0.2	0	13.5	13.7
DE DELAWARE (ST)		0	5.6	0	0	258.3	0	37.4	301.3
MA MASSACHUSETTS		0	0	0	0	18.4	0	0	18.4
MD MARYLAND		0	0	0	0	13.3	0	0.1	13.4
NH NEW HAMPSHIRE		24	0	0	0	0	0	0	24
NJ NEW JERSEY		110833	40183	0	0	69434.6	0	1117.9	221568.5
NY NEW YORK		97685.7	837.9	0	47	5473.3	0	388	104431.9
RI RHODE ISLAND		0	821.8	0	0	0	0	0	821.8
Waste Totals:		252507	61740.9	0	1723.6	76871.2	38889	1858.3	433590



Please Use
Recycled Paper

Phone: 717-783-9258
 Printed: 2/27/2017

Also visit our Internet WWW Site at: <http://www.dep.state.pa.us>

DISCLAIMER: While care has been taken in the preparation of this report, there is no warranty or guarantee as to the data, calculation or content accuracy. The Commonwealth reserves the right to update or change any data or presentation format without notice or liability.

Commonwealth of Pennsylvania
 Department of Environmental Protection
 Bureau of Waste Management
 Division of Reporting and Fee Collection

 Landfill Waste Receipts
 in Tons (2000 lbs.) of Waste

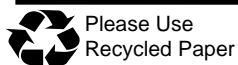
For Year: Quarter:
 2015 / 3

Disposal Facility: 100280, VALLEY LANDFILL

County/State that Generated Waste	Waste Type:	Municipal	Residual	Sewage Sludge	Processed Medical	Construction	WTE Ash Residue	Asbestos	Total
02 ALLEGHENY		6911.2	25535.4	276.4	0	3256.3	2260.1	39.1	38278.5
03 ARMSTRONG		1913	0	0	0	120.3	0	0	2033.3
10 BUTLER		185.7	0	0	0	2.4	0	0	188.1
26 FAYETTE		150.5	14.4	0	0	27.5	0	0	192.4
30 GREENE		0	344.3	0	0	0	0	0	344.3
32 INDIANA		0	127.9	0	0	0	242.5	0	370.4
65 WESTMORELAND		25808.8	1301.1	839.1	303.7	6684.8	0	4.6	34942.1
NY NEW YORK		21.4	0	0	0	0	0	0	21.4
OH OHIO		0	1341.4	0	0	0	0	0	1341.4
Waste Totals:		34990.6	28664.5	1115.5	303.7	10091.3	2502.6	43.7	77711.9

Disposal Facility: 100739, WESTERN BERKS COMMUNITY LANDFILL

County/State that Generated Waste	Waste Type:	Municipal	Residual	Sewage Sludge	Processed Medical	Construction	WTE Ash Residue	Asbestos	Total
06 BERKS		15006.4	6270.2	2967.9	0	2274.5	0	26.5	26545.5
09 BUCKS		7.2	40.5	0	0	0	0	23.3	71
13 CARBON		0	0	29.6	0	0	0	0	29.6
15 CHESTER		0	0	0	0	0	0	38.6	38.6
23 DELAWARE		0	12.4	0	0	0	0	15	27.4
36 LANCASTER		0	9.9	0	0	0	0	0	9.9
39 LEHIGH		8077.8	0	0	0	1.4	0	14	8093.2
46 MONTGOMERY		2660	38.1	1721.8	0	172.4	0	396.6	4988.9
48 NORTHAMPTON		9646.9	0	0	0	0	0	0	9646.9
51 PHILADELPHIA		0	0	0	0	0	0	2489.7	2489.7
NJ NEW JERSEY		0	185.8	0	0	0	0	560.8	746.6
NY NEW YORK		0	1.8	0	0	0	0	225.1	226.9
Waste Totals:		35398.3	6558.7	4719.3	0	2448.3	0	3789.6	52914.2



Please Use
Recycled Paper

Phone: 717-783-9258
 Printed: 2/27/2017

Also visit our Internet WWW Site at: <http://www.dep.state.pa.us>

DISCLAIMER: While care has been taken in the preparation of this report, there is no warranty or guarantee as to the data, calculation or content accuracy. The Commonwealth reserves the right to update or change any data or presentation format without notice or liability.

Commonwealth of Pennsylvania
 Department of Environmental Protection
 Bureau of Waste Management
 Division of Reporting and Fee Collection

 Landfill Waste Receipts
 in Tons (2000 lbs.) of Waste

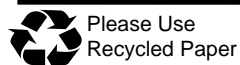
For Year: Quarter:
 2015 / 3

Disposal Facility: 400633, WHEELABRATOR FALLS INC

County/State that Generated Waste	Waste Type:	Municipal	Residual	Sewage Sludge	Processed Medical	Construction	WTE Ash Residue	Asbestos	Total
06 BERKS		25.3	0	0	0	0	0	0	25.3
09 BUCKS		37979.8	55.4	0	0	2605.4	0	0	40640.6
15 CHESTER		0	71.6	0	0	37	0	0	108.6
38 LEBANON		0	1184.3	0	0	0	0	0	1184.3
39 LEHIGH		0	61.5	0	0	0	0	0	61.5
40 LUZERNE		0	192.7	0	0	0	0	0	192.7
46 MONTGOMERY		1385.5	108.7	0	0	0	0	0	1494.2
51 PHILADELPHIA		72656.3	5.4	0	0	21.4	0	0	72683.1
60 UNION		0	11.8	0	0	0	0	0	11.8
67 YORK		0	25.5	0	0	0	0	0	25.5
DE DELAWARE (ST)		0	4.1	0	0	0	0	0	4.1
NJ NEW JERSEY		20798.2	1427.8	0	0	0	0	0	22226
NY NEW YORK		325	57.1	0	0	0	0	0	382.1
Waste Totals:		133170.1	3205.9	0	0	2663.8	0	0	139039.8

Disposal Facility: 400561, YORK COUNTY RESOURCE RECOVERY CENTER

County/State that Generated Waste	Waste Type:	Municipal	Residual	Sewage Sludge	Processed Medical	Construction	WTE Ash Residue	Asbestos	Total
01 ADAMS		3101.2	250.4	0	0	86	0	0	3437.6
06 BERKS		0.3	0.6	0	0	0	0	0	0.9
21 CUMBERLAND		5068.5	184.4	0	0	18.7	0	0	5271.6
22 DAUPHIN		3627.4	2	0	0	0	0	0	3629.4
44 MIFFLIN		0	114.2	0	0	0	0	0	114.2
51 PHILADELPHIA		10214	0	0	0	0	0	0	10214
67 YORK		77714.2	3644.5	0	0	2713.1	0	0	84071.8
DE DELAWARE (ST)		29.9	0	0	0	0	0	0	29.9
MD MARYLAND		1286.7	0	0	0	1.2	0	0	1287.9
Waste Totals:		101042.2	4196.1	0	0	2819	0	0	108057.3



Please Use
Recycled Paper

Phone: 717-783-9258
 Printed: 2/27/2017

Also visit our Internet WWW Site at: <http://www.dep.state.pa.us>

DISCLAIMER: While care has been taken in the preparation of this report, there is no warranty or guarantee as to the data, calculation or content accuracy. The Commonwealth reserves the right to update or change any data or presentation format without notice or liability.