

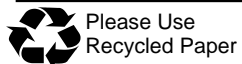
Commonwealth of Pennsylvania
 Department of Environmental Protection
 Bureau of Waste Management
 Division of Reporting and Fee Collection

 Landfill Waste Receipts
 in Tons (2000 lbs.) of Waste

For Year: Quarter:
 2015 / 2

Disposal Facility: 100419, ADVANCED DISPOSAL SERVICES CHESTNUT VALLEY LANDFILL INC

County/State that Generated Waste	Waste Type:	Municipal	Residual	Sewage Sludge	Processed Medical	Construction	WTE Ash Residue	Asbestos	Total
02 ALLEGHENY		144.9	13.3	0	0	0	0	0	158.2
26 FAYETTE		15560	9047.1	1065.5	0	2202.9	0	13.5	27889
30 GREENE		3626.7	38854.7	882.6	0	1882.5	0	0	45246.5
32 INDIANA		0	58.2	0	0	0	0	0	58.2
56 SOMERSET		147	8	0	0	0	0	0	155
63 WASHINGTON		1390.5	4190.5	16.2	0	9.6	0	0	5606.8
65 WESTMORELAND		1576.5	88.1	0	0	10.7	0	0	1675.3
OH OHIO		7.1	0	0	0	0	0	0	7.1
WV WEST VIRGINIA		0	10667.7	0	0	85.4	0	43.1	10796.2
Waste Totals:		22452.7	62927.6	1964.3	0	4191.1	0	56.6	91592.3



Please Use
Recycled Paper

Phone: 717-783-9258
 Printed: 8/11/2015

Also visit our Internet WWW Site at: <http://www.dep.state.pa.us>

DISCLAIMER: While care has been taken in the preparation of this report, there is no warranty or guarantee as to the data, calculation or content accuracy. The Commonwealth reserves the right to update or change any data or presentation format without notice or liability.

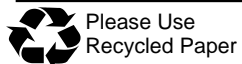
Commonwealth of Pennsylvania
 Department of Environmental Protection
 Bureau of Waste Management
 Division of Reporting and Fee Collection

 Landfill Waste Receipts
 in Tons (2000 lbs.) of Waste

For Year: Quarter:
 2015 / 2

Disposal Facility: 101397, ADVANCED DISPOSAL SERVICES GREENTREE LANDFILL LLC.

County/State that Generated Waste	Waste Type:	Municipal	Residual	Sewage Sludge	Processed Medical	Construction	WTE Ash Residue	Asbestos	Total
02 ALLEGHENY		0	91	0	0	0	0	0	91
03 ARMSTRONG		0	291.8	0	0	1.6	0	0	293.4
05 BEDFORD		0	0	0	0	0	0	14.5	14.5
07 BLAIR		89.5	1784.3	2151.6	0	0	0	30.4	4055.8
08 BRADFORD		0	7.6	0	0	0	0	0	7.6
09 BUCKS		0	343.1	0	0	2625.7	0	0	2968.8
10 BUTLER		0	4130.7	0	0	0	0	0	4130.7
11 CAMBRIA		0	122.2	0	0	19	0	0	141.2
12 CAMERON		741.3	362.1	95.4	0	146.9	0	0	1345.7
14 CENTRE		25301.5	376.2	367.7	0	1.1	49.6	9.1	26105.2
16 CLARION		9602.1	4417.9	67.2	0	247.3	15.2	0	14349.7
17 CLEARFIELD		11359.2	2376.8	775.9	0	3337.5	0	0.2	17849.6
18 CLINTON		0	29.4	0	0	0	0	0	29.4
20 CRAWFORD		0	276.4	191.8	0	0	48.3	0	516.5
24 ELK		2835.5	5642.2	1102.5	0	908.3	0	11.2	10499.7
25 ERIE		0	55.4	0	0	0	0	0	55.4
27 FOREST		8.6	17.7	0	0	0	0	0.1	26.4
30 GREENE		0	192.1	0	0	0	0	0	192.1
31 HUNTINGDON		0	4.1	70.2	0	0	0	0	74.3
32 INDIANA		461	0	0	0	0.1	0	0	461.1
33 JEFFERSON		5030.3	1409.3	323.6	0	742.5	0	0.9	7506.6
41 LYCOMING		0	5	0	0	0	0	0	5
42 MCKEAN		6.9	208.6	0	0	2	1546.7	8.3	1772.5
45 MONROE		0	36.6	0	0	0	0	0	36.6
51 PHILADELPHIA		270.6	0	0	0	0	0	0	270.6
53 POTTER		5.3	262.1	0	0	0	0	0	267.4
59 TIOGA		0	1.7	0	0	0	0	0	1.7
61 VENANGO		0	69.1	165.1	0	0	0	6.4	240.6
62 WARREN		8138.4	2603.3	268.8	0	0	0	18.4	11028.9
63 WASHINGTON		0	20.6	0	0	0	0	0.1	20.7
CT CONNECTICUT		0	243.8	0	0	0	0	0	243.8
NJ NEW JERSEY		9247.9	7960.2	4090.6	0	0	0	32.6	21331.3
NY NEW YORK		4934.8	416	19888.7	0	0	1471.4	7.1	26718
VA VIRGINIA		0	14	0	0	0	0	0	14



Commonwealth of Pennsylvania
 Department of Environmental Protection
 Bureau of Waste Management
 Division of Reporting and Fee Collection

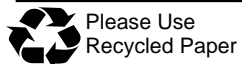
Landfill Waste Receipts
 in Tons (2000 lbs.) of Waste

For Year: 2015 Quarter: / 2

Waste Totals: 78032.9 33771.3 29559.1 0 8032 3131.2 139.3 152665.8

Disposal Facility: 100933, ALLIANCE SANITARY LANDFILL INC

County/State that Generated Waste	Waste Type:	Municipal	Residual	Sewage Sludge	Processed Medical	Construction	WTE Ash Residue	Asbestos	Total
08 BRADFORD		0	69	0	0	1.9	0	0	70.9
13 CARBON		70.4	0	0	0	0	0	0	70.4
19 COLUMBIA		16.4	0	0	0	0	0	0	16.4
35 LACKAWANNA		11186	1149.4	36.7	0	1094.9	0	147	13614
40 LUZERNE		19630.5	1232.9	3905	0	520.5	0	9	25297.9
41 LYCOMING		0	46.4	0	0	0	0	0	46.4
45 MONROE		2835.2	610.2	0	0	200.7	0	0	3646.1
48 NORTHAMPTON		9.6	16.7	0	0	0	0	0	26.3
52 PIKE		4727.9	0	0	0	2.5	0	0	4730.4
54 SCHUYLKILL		0	14.6	0	0	0.9	0	0	15.5
57 SULLIVAN		0	205.8	0	0	0	0	0	205.8
58 SUSQUEHANNA		1259.1	4755	187.4	0	364.8	0	0	6566.3
64 WAYNE		4628.5	54.6	0	0	32.9	0	0	4716
66 WYOMING		1535.9	179.3	0	0	99.7	0	0	1814.9
NY NEW YORK		909.5	15.4	1834.2	0	4626.2	0	0	7385.3
Waste Totals:		46809	8349.3	5963.3	0	6945	0	156	68222.6



Please Use
Recycled Paper

Phone: 717-783-9258
 Printed: 8/11/2015

Also visit our Internet WWW Site at: <http://www.dep.state.pa.us>

DISCLAIMER: While care has been taken in the preparation of this report, there is no warranty or guarantee as to the data, calculation or content accuracy. The Commonwealth reserves the right to update or change any data or presentation format without notice or liability.

Commonwealth of Pennsylvania
Department of Environmental Protection
Bureau of Waste Management
Division of Reporting and Fee Collection

Landfill Waste Receipts
in Tons (2000 lbs.) of Waste

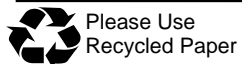
For Year: Quarter:
2015 / 2

Disposal Facility: 100172, ARDEN LANDFILL INC.

County/State that Generated Waste	Waste Type:	Municipal	Residual	Sewage Sludge	Processed Medical	Construction	WTE Ash Residue	Asbestos	Total
02 ALLEGHENY		20648.7	1789.5	0	0	2555.3	1220.8	0	26214.3
03 ARMSTRONG		0	48.3	0	0	0	0	0	48.3
04 BEAVER		16290	289	109.7	0	55	0	0	16743.7
08 BRADFORD		0	129.6	0	0	0	0	0	129.6
10 BUTLER		75.8	981.7	0	0	27.4	0	0	1084.9
26 FAYETTE		233	2594.5	0	0	29	0	0	2856.5
30 GREENE		1845.3	4005.7	0	0	1046.9	0	0	6897.9
32 INDIANA		0	0	0	0	0	16287.2	0	16287.2
63 WASHINGTON		17107.5	46838	1471.3	163.5	3015.1	0	0	68595.4
65 WESTMORELAND		10.3	133	0	0	0	0	0	143.3
67 YORK		0	0.2	0	0	0	0	0	0.2
OH OHIO		258	2501.3	0	0	159.2	0	0	2918.5
WV WEST VIRGINIA		855.5	6069.7	11.9	0	939.1	0	0	7876.2
Waste Totals:		57324.1	65380.5	1592.9	163.5	7827	17508	0	149796

Disposal Facility: 101243, BRADFORD COUNTY SANITARY LANDFILL

County/State that Generated Waste	Waste Type:	Municipal	Residual	Sewage Sludge	Processed Medical	Construction	WTE Ash Residue	Asbestos	Total
08 BRADFORD		7033.6	3808.2	94.5	0	3166.4	0	0	14102.7
19 COLUMBIA		0	0	0	0	1.1	0	0	1.1
41 LYCOMING		0.7	73.9	0	0	0	0	0	74.6
53 POTTER		1.8	0	35.4	0	8.1	0	0	45.3
57 SULLIVAN		894.1	1.1	7.6	0	318.6	0	0	1221.4
58 SUSQUEHANNA		299.7	0	0	0	16.8	0	0	316.5
59 TIOGA		4817.6	4812.3	437.4	0	366.2	0	0	10433.5
62 WARREN		0.1	0	0	0	2.2	0	0	2.3
66 WYOMING		1096	1321.4	0	0	569.3	0	0	2986.7
Waste Totals:		14143.6	10016.9	574.9	0	4448.7	0	0	29184.1



Please Use
Recycled Paper

Phone: 717-783-9258
Printed: 8/11/2015

Also visit our Internet WWW Site at: <http://www.dep.state.pa.us>

DISCLAIMER: While care has been taken in the preparation of this report, there is no warranty or guarantee as to the data, calculation or content accuracy. The Commonwealth reserves the right to update or change any data or presentation format without notice or liability.

Commonwealth of Pennsylvania
 Department of Environmental Protection
 Bureau of Waste Management
 Division of Reporting and Fee Collection

 Landfill Waste Receipts
 in Tons (2000 lbs.) of Waste

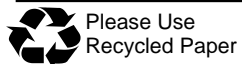
For Year: Quarter:
 2015 / 2

Disposal Facility: 100361, Casella McKean County Landfill

County/State that Generated Waste	Waste Type:	Municipal	Residual	Sewage Sludge	Processed Medical	Construction	WTE Ash Residue	Asbestos	Total
08 BRADFORD		0	382.1	0	0	0	0	0	382.1
12 CAMERON		18.7	14972.5	0	0	229.4	0	0	15220.6
17 CLEARFIELD		0	0	0	0	82.8	0	0	82.8
18 CLINTON		0	19.5	0	0	0	0	0	19.5
24 ELK		2042.3	4220.9	299.2	0	833.3	0	0	7395.7
27 FOREST		51.6	0	0	0	0	0	0	51.6
33 JEFFERSON		1401.2	0.6	0	0	53.9	0	0	1455.7
42 MCKEAN		4449.7	15124	696.4	0	1974.4	705.9	0	22950.4
53 POTTER		0	61.3	15.8	0	0	0	0	77.1
62 WARREN		0	558.4	123.6	0	695.8	0	0	1377.8
MA MASSACHUSETTS		0	0	0	0	4.7	0	0	4.7
NY NEW YORK		0	0	0	0	0	315.7	0	315.7
Waste Totals:		7963.5	35339.3	1135	0	3874.3	1021.6	0	49333.7

Disposal Facility: 100944, CHESTER COUNTY SWA LANCHESTER LANDFILL

County/State that Generated Waste	Waste Type:	Municipal	Residual	Sewage Sludge	Processed Medical	Construction	WTE Ash Residue	Asbestos	Total
06 BERKS		3357.5	126.8	0	0	1404.2	3612.9	0	8501.4
15 CHESTER		57274.8	8188.3	1106.2	0	7385.6	0	14.2	73969.1
23 DELAWARE		0	0	0	0	1.8	0	0	1.8
36 LANCASTER		72.2	83.2	8.7	0	173.9	0	0	338
38 LEBANON		4.8	18.4	0	0	0	0	0	23.2
46 MONTGOMERY		816.1	0.7	0	0	80.9	0	0	897.7
DE DELAWARE (ST)		0	1645.9	0	0	0	0	0	1645.9
Waste Totals:		61525.4	10063.3	1114.9	0	9046.4	3612.9	14.2	85377.1



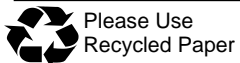
Commonwealth of Pennsylvania
 Department of Environmental Protection
 Bureau of Waste Management
 Division of Reporting and Fee Collection

 Landfill Waste Receipts
 in Tons (2000 lbs.) of Waste

For Year: Quarter:
 2015 / 2

Disposal Facility: 100022, CHRIN BROTHERS SANITARY LANDFILL

County/State that Generated Waste	Waste Type:	Municipal	Residual	Sewage Sludge	Processed Medical	Construction	WTE Ash Residue	Asbestos	Total
06 BERKS		0	0	0	0	15	0	4	19
09 BUCKS		3037.4	0	0	0	555.7	0	0	3593.1
13 CARBON		80	0	0	0	102.3	0	0	182.3
39 LEHIGH		11065.7	327.1	0	0	3248.5	0	145.7	14787
40 LUZERNE		46.8	0	0	0	1.8	0	0	48.6
45 MONROE		18.1	0	0	0	82.4	0	0.4	100.9
48 NORTHAMPTON		18844.8	1610.8	1994.7	0	7883	0	29.8	30363.1
52 PIKE		0	0	0	0	35.3	0	0	35.3
54 SCHUYLKILL		0	9.2	0	0	0	0	0	9.2
64 WAYNE		0	0	0	0	2.4	0	0	2.4
NJ NEW JERSEY		4296.6	12.7	0	0	2341.5	0	146.4	6797.2
Waste Totals:		37389.4	1959.8	1994.7	0	14267.9	0	326.3	55938.1



Please Use
Recycled Paper

Phone: 717-783-9258
 Printed: 8/11/2015

Also visit our Internet WWW Site at: <http://www.dep.state.pa.us>

DISCLAIMER: While care has been taken in the preparation of this report, there is no warranty or guarantee as to the data, calculation or content accuracy. The Commonwealth reserves the right to update or change any data or presentation format without notice or liability.

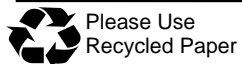
Commonwealth of Pennsylvania
 Department of Environmental Protection
 Bureau of Waste Management
 Division of Reporting and Fee Collection

 Landfill Waste Receipts
 in Tons (2000 lbs.) of Waste

For Year: Quarter:
 2015 / 2

Disposal Facility: 100955, CLINTON COUNTY SWA WAYNE TOWNSHIP LANDFILL

County/State that Generated Waste	Waste Type:	Municipal	Residual	Sewage Sludge	Processed Medical	Construction	WTE Ash Residue	Asbestos	Total
01 ADAMS		6.1	0	0	0	0	0	0	6.1
05 BEDFORD		0	0	0	0	0	0	0.2	0.2
07 BLAIR		0	76.4	0	0	0	0	6.9	83.3
08 BRADFORD		0	1.9	0	0	15	0	0	16.9
11 CAMBRIA		0	83.7	0	0	0	0	2.3	86
12 CAMERON		0	0	0	0	73.4	0	0.6	74
14 CENTRE		871.7	91.1	783.9	0	77.4	0	88.7	1912.8
17 CLEARFIELD		683.5	0	0	0	3.7	0	2.1	689.3
18 CLINTON		7748.6	1306.6	695.7	0	1998.2	0	39.3	11788.4
19 COLUMBIA		0.2	1663.2	0	0	2924.3	0	38.7	4626.4
22 DAUPHIN		0	0	0	0	0	0	12	12
23 DELAWARE		0	0	0	0	0	0	0.1	0.1
24 ELK		0	0	0	0	43.7	0	1.4	45.1
28 FRANKLIN		0	0	0	0	0	0	0.7	0.7
31 HUNTINGDON		14.6	1.4	0	0	47.4	0	0	63.4
34 JUNIATA		2480.5	981.2	0	0	277.4	0	0	3739.1
35 LACKAWANNA		0	0	0	0	37.8	0	3.9	41.7
36 LANCASTER		0	0	0	0	0	0	0.7	0.7
40 LUZERNE		0	139.7	0	0	402.6	0	1	543.3
41 LYCOMING		4323.7	3966.6	631.7	0	2726.4	0	59.8	11708.2
42 MCKEAN		0	0	0	0	0	0	0.6	0.6
44 MIFFLIN		5400.5	413.2	271.2	0	1037.7	0	5.1	7127.7
47 MONTOUR		24.7	0	0	0	63.9	0	7.4	96
48 NORTHAMPTON		0	0	0	0	0	0	0.1	0.1
49 NORTHUMBERLAND		18141.9	301.4	0	0	324.2	0	0.2	18767.7
50 PERRY		1473.1	0.5	0	0	177.6	0	2.7	1653.9
54 SCHUYLKILL		0	1065.3	0	0	58.2	0	0.2	1123.7
55 SNYDER		738.8	519.8	0	0	57.5	0	83.9	1400
57 SULLIVAN		0	0	0	0	183.3	0	0	183.3
59 TIOGA		4.1	256.1	0	0	0	0	2.8	263
60 UNION		82.7	4.6	0	0	61.7	0	0.7	149.7
65 WESTMORELAND		0	0	0	0	0	0	0.5	0.5
Waste Totals:		41994.7	10872.7	2382.5	0	10591.4	0	362.6	66203.9



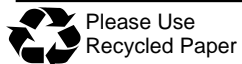
Commonwealth of Pennsylvania
 Department of Environmental Protection
 Bureau of Waste Management
 Division of Reporting and Fee Collection

 Landfill Waste Receipts
 in Tons (2000 lbs.) of Waste

For Year: Quarter:
 2015 / 2

Disposal Facility: 101615, COMMONWEALTH ENVIRONMENTAL SYSTEMS LANDFILL

County/State that Generated Waste	Waste Type:	Municipal	Residual	Sewage Sludge	Processed Medical	Construction	WTE Ash Residue	Asbestos	Total
06 BERKS		1102.1	1191.1	54.1	0	5.7	0	0	2353
09 BUCKS		0	318.8	0	0	0	0	0	318.8
13 CARBON		5226.2	0	0	0	22.2	0	0.4	5248.8
21 CUMBERLAND		99.7	0	0	0	0	0	0	99.7
22 DAUPHIN		8.6	224.8	0	0	318.2	0	0	551.6
38 LEBANON		0	525	0	0	0	0	0	525
39 LEHIGH		2932.9	0	0	0	22.4	0	0	2955.3
40 LUZERNE		10485.5	1156.9	1022.7	69.5	309.8	0	0	13044.4
46 MONTGOMERY		169.7	0	0	0	0	0	0	169.7
49 NORTHUMBERLAND		35.4	0	0	0	39.9	0	0	75.3
51 PHILADELPHIA		21.1	0	0	0	0	0	0	21.1
54 SCHUYLKILL		30725.3	3970.5	1062.6	38.2	1371.3	0	0.1	37168
CT CONNECTICUT		2742.8	0	0	0	114.7	0	0	2857.5
NJ NEW JERSEY		27075.5	344.8	0	0	5209.7	0	0	32630
NY NEW YORK		16327.9	0	2987.3	0	154.4	0	0	19469.6
Waste Totals:		96952.7	7731.9	5126.7	107.7	7568.3	0	0.5	117487.8



Please Use
Recycled Paper

Phone: 717-783-9258
 Printed: 8/11/2015

Also visit our Internet WWW Site at: <http://www.dep.state.pa.us>

DISCLAIMER: While care has been taken in the preparation of this report, there is no warranty or guarantee as to the data, calculation or content accuracy. The Commonwealth reserves the right to update or change any data or presentation format without notice or liability.

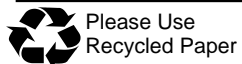
Commonwealth of Pennsylvania
 Department of Environmental Protection
 Bureau of Waste Management
 Division of Reporting and Fee Collection

 Landfill Waste Receipts
 in Tons (2000 lbs.) of Waste

For Year: Quarter:
 2015 / 2

Disposal Facility: 101509, CONNESTOGA LANDFILL

County/State that Generated Waste	Waste Type:	Municipal	Residual	Sewage Sludge	Processed Medical	Construction	WTE Ash Residue	Asbestos	Total
06 BERKS		25119.2	4832.1	80.2	3812.3	475.4	0	11.7	34330.9
09 BUCKS		8.1	200.3	0	0	0	0	8.8	217.2
15 CHESTER		0	1735.3	0	0	0	0	0	1735.3
22 DAUPHIN		0	20.2	0	0	0	0	0	20.2
23 DELAWARE		24.5	1451	607.8	22.7	172	0	238	2516
36 LANCASTER		0	704.9	0	0	0	0	0	704.9
39 LEHIGH		633.5	252.3	0	0	0	0	42.3	928.1
40 LUZERNE		0	0	0	0	0	0	3.1	3.1
46 MONTGOMERY		31321.9	13423.7	0	0	953.4	0	519	46218
48 NORTHAMPTON		0	1.6	0	0	0	0	0	1.6
51 PHILADELPHIA		30778.4	6759.3	0	44.1	5504.3	0	234.8	43320.9
CT CONNECTICUT		0	0	0	0	0	0	61.3	61.3
DE DELAWARE (ST)		42.9	109.7	0	0	33.3	0	0	185.9
MD MARYLAND		0	67.5	0	0	0	0	0	67.5
NJ NEW JERSEY		71962.3	5348.8	0	0	3655.4	0	7630.8	88597.3
NY NEW YORK		0	1641.9	0	0	22.5	112.3	0	1776.7
Waste Totals:		159890.8	36548.6	688	3879.1	10816.3	112.3	8749.8	220684.9



Please Use
Recycled Paper

Phone: 717-783-9258
 Printed: 8/11/2015

Also visit our Internet WWW Site at: <http://www.dep.state.pa.us>

DISCLAIMER: While care has been taken in the preparation of this report, there is no warranty or guarantee as to the data, calculation or content accuracy. The Commonwealth reserves the right to update or change any data or presentation format without notice or liability.

Commonwealth of Pennsylvania
Department of Environmental Protection
Bureau of Waste Management
Division of Reporting and Fee Collection

Landfill Waste Receipts
in Tons (2000 lbs.) of Waste

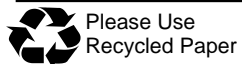
For Year: Quarter:
2015 / 2

Disposal Facility: 400593, COVANTA DELAWARE VALLEY

County/State that Generated Waste	Waste Type:	Municipal	Residual	Sewage Sludge	Processed Medical	Construction	WTE Ash Residue	Asbestos	Total
15 CHESTER		67.9	0	0	0	0	0	0	67.9
23 DELAWARE		95695.5	645.7	0	0	0	0	0	96341.2
39 LEHIGH		2.9	191.7	0	0	0	0	0	194.6
51 PHILADELPHIA		91685.9	1131.8	0	0	0	0	0	92817.7
64 WAYNE		0	6.4	0	0	0	0	0	6.4
67 YORK		0	79.2	0	0	0	0	0	79.2
DE DELAWARE (ST)		9211.6	2171.1	0	0	0	0	0	11382.7
IL ILLINOIS		0	18.1	0	0	0	0	0	18.1
MD MARYLAND		8342.4	10.7	0	0	0	0	0	8353.1
NC NORTH CAROLINA		0	21	0	0	0	0	0	21
NJ NEW JERSEY		37146.8	1343.1	0	0	0	0	0	38489.9
NY NEW YORK		73231.4	13.9	0	0	0	0	0	73245.3
PR PUERTO RICO		0	296.3	0	0	0	0	0	296.3
TN TENNESSEE		0	8.3	0	0	0	0	0	8.3
VA VIRGINIA		1050	106.3	0	0	0	0	0	1156.3
Waste Totals:		316434.4	6043.6	0	0	0	0	0	322478

Disposal Facility: 400558, COVANTA PLYMOUTH RENEWABLE ENERGY

County/State that Generated Waste	Waste Type:	Municipal	Residual	Sewage Sludge	Processed Medical	Construction	WTE Ash Residue	Asbestos	Total
06 BERKS		277	12.7	0	0	0	0	0	289.7
09 BUCKS		11193.3	534.3	0	0	0	0	0	11727.6
15 CHESTER		139.7	147.6	0	0	0	0	0	287.3
23 DELAWARE		2146.9	20.5	0	0	0	0	0	2167.4
39 LEHIGH		1258.5	1163.8	0	0	0	0	0	2422.3
46 MONTGOMERY		83415.4	2062.5	0	0	0	0	0	85477.9
51 PHILADELPHIA		8882.3	26.8	0	0	0	0	0	8909.1
MD MARYLAND		216.7	0	0	0	0	0	0	216.7
NJ NEW JERSEY		43	0	0	0	0	0	0	43
NY NEW YORK		44.8	0	0	0	0	0	0	44.8
Waste Totals:		107617.6	3968.2	0	0	0	0	0	111585.8



Please Use
Recycled Paper

Phone: 717-783-9258
Printed: 8/11/2015

Also visit our Internet WWW Site at: <http://www.dep.state.pa.us>

DISCLAIMER: While care has been taken in the preparation of this report, there is no warranty or guarantee as to the data, calculation or content accuracy. The Commonwealth reserves the right to update or change any data or presentation format without notice or liability.

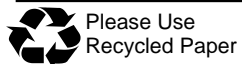
Commonwealth of Pennsylvania
 Department of Environmental Protection
 Bureau of Waste Management
 Division of Reporting and Fee Collection

 Landfill Waste Receipts
 in Tons (2000 lbs.) of Waste

For Year: Quarter:
 2015 / 2

Disposal Facility: 100945, CUMBERLAND COUNTY LANDFILL

County/State that Generated Waste	Waste Type:	Municipal	Residual	Sewage Sludge	Processed Medical	Construction	WTE Ash Residue	Asbestos	Total
01 ADAMS		1607.1	51.8	0	0	34.4	0	0	1693.3
05 BEDFORD		660.4	107.9	14.8	0	0	0	0	783.1
06 BERKS		0	0	0	0	182.9	0	0	182.9
09 BUCKS		0	51.4	67.2	0	0	0	0	118.6
15 CHESTER		0	312.4	0	0	0	0	0	312.4
21 CUMBERLAND		8846.1	4951.8	434.8	0	15361.2	0	229.7	29823.6
22 DAUPHIN		0	4891.4	137.4	0	61.7	0	173.3	5263.8
28 FRANKLIN		1359.2	169.5	43.1	0	202.6	0	27.7	1802.1
31 HUNTINGDON		762.9	196.9	0	0	0	0	25.6	985.4
34 JUNIATA		0	0	0	0	219.8	0	0	219.8
36 LANCASTER		0	27.7	180.9	0	0	0	14.6	223.2
38 LEBANON		0	3076	0	0	0	0	0	3076
39 LEHIGH		9174.7	0	0	0	518.4	0	0	9693.1
40 LUZERNE		18.7	11.5	0	0	0	0	0	30.2
44 MIFFLIN		0	0	0	0	0	0	2.8	2.8
46 MONTGOMERY		0	35.3	0	0	0	0	0	35.3
48 NORTHAMPTON		22.6	0	0	0	0	0	0	22.6
50 PERRY		777.7	0	158.4	0	550.2	0	0	1486.3
51 PHILADELPHIA		0	41.1	0	0	0	0	935.4	976.5
55 SNYDER		0	9.5	0	0	0	0	0	9.5
60 UNION		0	94.9	0	0	0	0	0	94.9
67 YORK		17.9	8672.2	216.9	0	29.8	0	4.9	8941.7
CT CONNECTICUT		0	81.4	0	0	0	0	0	81.4
DE DELAWARE (ST)		0	0	0	0	19.7	0	0	19.7
MD MARYLAND		30681.6	1910.5	2765.8	0	0	0	17	35374.9
NJ NEW JERSEY		55801	1110.6	20.3	0	0	0	1671.1	58603
NY NEW YORK		0	0	8046	0	0	0	41.3	8087.3
WV WEST VIRGINIA		2.3	40.6	0	0	0	0	17.3	60.2
Waste Totals:		109732.2	25844.4	12085.6	0	17180.7	0	3160.7	168003.6



Commonwealth of Pennsylvania
 Department of Environmental Protection
 Bureau of Waste Management
 Division of Reporting and Fee Collection

 Landfill Waste Receipts
 in Tons (2000 lbs.) of Waste

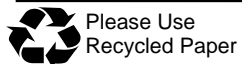
For Year: Quarter:
 2015 / 2

Disposal Facility: 100345, DELAWARE COUNTY SWA ROLLING HILLS LANDFILL

County/State that Generated Waste	Waste Type:	Municipal	Residual	Sewage Sludge	Processed Medical	Construction	WTE Ash Residue	Asbestos	Total
06 BERKS		12302.6	22292.5	69.8	0	865.1	5040.7	10.2	40580.9
09 BUCKS		0	0	0	0	7472.3	0	0	7472.3
15 CHESTER		1229.6	0	0	0	14.3	0	0	1243.9
23 DELAWARE		112.2	0	0	0	0	117897.8	0	118010
46 MONTGOMERY		2982.2	400.3	0	0	7044.6	29692.6	0	40119.7
51 PHILADELPHIA		0	0	0	0	7762	0	0	7762
NJ NEW JERSEY		0	0	0	0	99.6	7811.4	0	7911
Waste Totals:		16626.6	22692.8	69.8	0	23257.9	160442.5	10.2	223099.8

Disposal Facility: 100434, EVERGREEN LANDFILL

County/State that Generated Waste	Waste Type:	Municipal	Residual	Sewage Sludge	Processed Medical	Construction	WTE Ash Residue	Asbestos	Total
02 ALLEGHENY		0	21.2	0	0	0	0	0	21.2
03 ARMSTRONG		3325.5	3752.8	4.2	0	142.4	0	0	7224.9
07 BLAIR		0.4	3.5	0	0	0.7	0	0	4.6
11 CAMBRIA		0.3	1.5	0	0	32.6	0	0	34.4
17 CLEARFIELD		0	109.2	0	0	4	0	0	113.2
32 INDIANA		9929.7	1532.7	595.7	0	2344.9	0	0	14403
33 JEFFERSON		367.9	97.4	309.6	0	61.9	0	0	836.8
65 WESTMORELAND		4809.3	865.9	67.5	0	361.9	0	0	6104.6
Waste Totals:		18433.1	6384.2	977	0	2948.4	0	0	28742.7



Commonwealth of Pennsylvania
Department of Environmental Protection
Bureau of Waste Management
Division of Reporting and Fee Collection

Landfill Waste Receipts
in Tons (2000 lbs.) of Waste

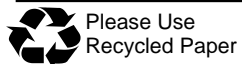
For Year: Quarter:
2015 / 2

Disposal Facility: 101680, G.R.O.W.S. NORTH

County/State that Generated Waste	Waste Type:	Municipal	Residual	Sewage Sludge	Processed Medical	Construction	WTE Ash Residue	Asbestos	Total
06 BERKS		8.3	366.8	10.2	0	0	0	0	385.3
09 BUCKS		5907.4	14789.5	3445.1	12.1	1412.5	51	0	25617.6
13 CARBON		3.6	0	0	0	0	0	0	3.6
15 CHESTER		0	23.1	0	0	0	0	0	23.1
23 DELAWARE		7493.3	55.9	369.5	0	4.2	0	0	7922.9
39 LEHIGH		168.3	0	0	0	0	0	0	168.3
46 MONTGOMERY		5106	8837.5	1649	12.4	9.6	0	0	15614.5
48 NORTHAMPTON		0.5	0	0	0	0	0	0	0.5
51 PHILADELPHIA		57581.9	2150	1771.9	25.7	354.5	0	0	61884
CT CONNECTICUT		0	312.6	0	0	0	0	0	312.6
DE DELAWARE (ST)		0	1658.5	0	0	0	0	0	1658.5
NJ NEW JERSEY		80776.2	24178.1	4617.3	0	52897.7	308.3	0	162777.6
NY NEW YORK		137420.7	3184.3	2464.9	0	7122.8	0	0	150192.7
RI RHODE ISLAND		0	1740.6	0	0	0	0	0	1740.6
Waste Totals:		294466.2	57296.9	14327.9	50.2	61801.3	359.3	0	428301.8

Disposal Facility: 100265, GRAND CENTRAL SANITARY LANDFILL INC

County/State that Generated Waste	Waste Type:	Municipal	Residual	Sewage Sludge	Processed Medical	Construction	WTE Ash Residue	Asbestos	Total
06 BERKS		1256.7	0	3.9	0	75.6	0	0	1336.2
09 BUCKS		4219.2	63.5	0	36.6	0.1	0	0	4319.4
13 CARBON		1829.8	20.1	266.3	0	173.7	0	0	2289.9
39 LEHIGH		30730.7	426.7	385.3	205.2	274.9	0	0	32022.8
40 LUZERNE		17.3	0	0	0	0	0	0	17.3
45 MONROE		22947.8	762.4	629.7	2056.2	5356	0	10.1	31762.2
46 MONTGOMERY		2813.3	0	10.4	169.1	0	0	0	2992.8
48 NORTHAMPTON		27561.2	1888.6	3961.9	281.8	1989.8	0	0	35683.3
52 PIKE		623.8	0	0	0	17	0	0	640.8
54 SCHUYLKILL		0	30.9	0	0	0	0	0	30.9
64 WAYNE		0	0	0	0	4.5	0	0	4.5
NJ NEW JERSEY		29963.7	572.3	152.6	10.3	2199.6	29338.1	150.2	62386.8
NY NEW YORK		6457.4	34.6	6408.4	105.9	288	0	45.5	13339.8
Waste Totals:		128420.9	3799.1	11818.5	2865.1	10379.2	29338.1	205.8	186826.7



Please Use
Recycled Paper

Phone: 717-783-9258
Printed: 8/11/2015

Also visit our Internet WWW Site at: <http://www.dep.state.pa.us>

DISCLAIMER: While care has been taken in the preparation of this report, there is no warranty or guarantee as to the data, calculation or content accuracy. The Commonwealth reserves the right to update or change any data or presentation format without notice or liability.

Commonwealth of Pennsylvania
 Department of Environmental Protection
 Bureau of Waste Management
 Division of Reporting and Fee Collection

 Landfill Waste Receipts
 in Tons (2000 lbs.) of Waste

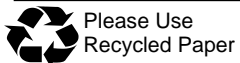
For Year: Quarter:
 2015 / 2

Disposal Facility: 101544, GREATER LEBANON REFUSE AUTHORITY LANDFILL

County/State that Generated Waste	Waste Type:	Municipal	Residual	Sewage Sludge	Processed Medical	Construction	WTE Ash Residue	Asbestos	Total
38 LEBANON		21544	6062.5	589.1	0	4791.5	0	0	32987.1
Waste Totals:		21544	6062.5	589.1	0	4791.5	0	0	32987.1

Disposal Facility: 100281, GREENRIDGE RECLAMATION LANDFILL

County/State that Generated Waste	Waste Type:	Municipal	Residual	Sewage Sludge	Processed Medical	Construction	WTE Ash Residue	Asbestos	Total
02 ALLEGHENY		18866	1557.1	1395.4	0	588.7	0	0	22407.2
03 ARMSTRONG		3.9	45.6	0	0	0	0	0	49.5
04 BEAVER		0	0	0	0	0	0	0	0
10 BUTLER		0	29	79.2	0	0	0	0	108.2
26 FAYETTE		934.9	3461.2	185.8	0	224.3	0	9.5	4815.7
32 INDIANA		9.8	0	0	0	17.6	0	0	27.4
56 SOMERSET		345.8	0	0	0	14.4	0	0	360.2
63 WASHINGTON		590.2	11.7	502.5	0	37	0	0	1141.4
65 WESTMORELAND		15533.9	10452.9	3302.9	0	3976.5	0	16.1	33282.3
WV WEST VIRGINIA		0	4372.6	0	526	0	0	0	4898.6
Waste Totals:		36284.5	19930.1	5465.8	526	4858.5	0	25.6	67090.5



Please Use
Recycled Paper

Phone: 717-783-9258
 Printed: 8/11/2015

Also visit our Internet WWW Site at: <http://www.dep.state.pa.us>

DISCLAIMER: While care has been taken in the preparation of this report, there is no warranty or guarantee as to the data, calculation or content accuracy. The Commonwealth reserves the right to update or change any data or presentation format without notice or liability.

Commonwealth of Pennsylvania
 Department of Environmental Protection
 Bureau of Waste Management
 Division of Reporting and Fee Collection

 Landfill Waste Receipts
 in Tons (2000 lbs.) of Waste

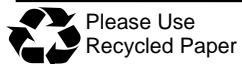
For Year: Quarter:
 2015 / 2

Disposal Facility: 100758, HARRISBURG MATERIALS ENERGY RECYCLING & RECOVERY FACILITY

County/State that Generated Waste	Waste Type:	Municipal	Residual	Sewage Sludge	Processed Medical	Construction	WTE Ash Residue	Asbestos	Total
01 ADAMS		0.1	0	0	0	0	0	0	0.1
06 BERKS		2731.5	0	0	0	0	0	0	2731.5
18 CLINTON		3.9	139.2	0	0	0	0	0	143.1
19 COLUMBIA		43.3	0	0	0	0	0	0	43.3
21 CUMBERLAND		7138.5	117.2	0	0	773.8	0	0	8029.5
22 DAUPHIN		43369.3	983.5	0	0	1540.9	0	0	45893.7
28 FRANKLIN		0	94.2	0	0	0	0	0	94.2
34 JUNIATA		0	0	0	0	1.1	0	0	1.1
40 LUZERNE		0	56.2	0	0	0	0	0	56.2
41 LYCOMING		0	11.6	0	0	0	0	0	11.6
49 NORTHUMBERLAND		23.1	0	0	0	0	0	0	23.1
50 PERRY		515	0	0	0	0	0	0	515
54 SCHUYLKILL		155.5	57	0	0	10.8	0	0	223.3
67 YORK		0	0	0	0	12.8	0	0	12.8
NJ NEW JERSEY		17822	0	0	0	0	0	0	17822
Waste Totals:		71802.2	1458.9	0	0	2339.4	0	0	75600.5

Disposal Facility: 100020, IESI PA BETHLEHEM LANDFILL CORP.

County/State that Generated Waste	Waste Type:	Municipal	Residual	Sewage Sludge	Processed Medical	Construction	WTE Ash Residue	Asbestos	Total
06 BERKS		0	0	0	0	7.5	0	0	7.5
09 BUCKS		186.7	361	0	0	63.3	0	0	611
23 DELAWARE		0	0	0	0	9.8	0	0	9.8
39 LEHIGH		6619.2	634.5	0	0	380.2	0	0	7633.9
46 MONTGOMERY		0	428	0	0	10	0	0	438
48 NORTHAMPTON		14964.6	574.9	0	0	1269	0	0	16808.5
NJ NEW JERSEY		7029.7	1256.2	0	0	8634.8	0	14.1	16934.8
NY NEW YORK		19998.2	512.6	0	0	4043	0	68.9	24622.7
Waste Totals:		48798.4	3767.2	0	0	14417.6	0	83	67066.2



Commonwealth of Pennsylvania
 Department of Environmental Protection
 Bureau of Waste Management
 Division of Reporting and Fee Collection

Landfill Waste Receipts
 in Tons (2000 lbs.) of Waste

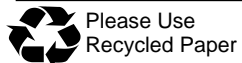
For Year: 2015 Quarter: 2

Disposal Facility: 100934, IESI PA BLUE RIDGE LANDFILL CORP

County/State that Generated Waste	Waste Type:	Municipal	Residual	Sewage Sludge	Processed Medical	Construction	WTE Ash Residue	Asbestos	Total
01 ADAMS		6109.4	43.8	0	0	1804.8	0	0	7958
21 CUMBERLAND		3486.8	217.5	830	0	3806.8	0	0	8341.1
22 DAUPHIN		0	0	0	0	717.2	0	0	717.2
28 FRANKLIN		20131.2	4612.1	3156.7	0	2588.2	0	0	30488.2
50 PERRY		27.5	0	0	0	0	0	0	27.5
67 YORK		0	0	0	0	135.9	0	0	135.9
DC DISRICT OF COLUMBIA		31717	369.5	0	0	0	0	0	32086.5
DE DELAWARE (ST)		0	1014.7	0	0	0	0	0	1014.7
MD MARYLAND		67383.7	580.1	339.8	0	395.3	0	0	68698.9
NJ NEW JERSEY		0	0	0	0	560.7	0	0	560.7
NY NEW YORK		21894	1034.3	166.3	0	0	0	0	23094.6
WV WEST VIRGINIA		2943.1	0	0	0	57.2	0	0	3000.3
Waste Totals:		153692.7	7872	4492.8	0	10066.1	0	0	176123.6

Disposal Facility: 100620, IMPERIAL LANDFILL

County/State that Generated Waste	Waste Type:	Municipal	Residual	Sewage Sludge	Processed Medical	Construction	WTE Ash Residue	Asbestos	Total
02 ALLEGHENY		82237.1	17402.3	7859.7	3235.2	6611.4	1909.7	2004.3	121259.7
04 BEAVER		2236.7	445.7	0.2	0	246.7	0	0.7	2930
10 BUTLER		878.3	1723.2	17.9	0	176.2	0	0	2795.6
25 ERIE		0	28.5	0	0	0	0	0	28.5
26 FAYETTE		109	24.3	0	0	0	0	0	133.3
30 GREENE		0	811.3	0	0	2.9	0	6.6	820.8
51 PHILADELPHIA		19.7	0	0	0	0	0	0	19.7
63 WASHINGTON		6853.9	7237.9	125.6	0	827.3	0	1.6	15046.3
65 WESTMORELAND		0	154.5	0	0	0	0	11.8	166.3
CT CONNECTICUT		0	10.7	0	0	0	0	2.8	13.5
DC DISRICT OF COLUMBIA		2.1	0	0	0	4.3	0	0	6.4
NJ NEW JERSEY		0	0	0	0	0	0	47.7	47.7
NY NEW YORK		0	325.5	0	0	0	0	0	325.5
OH OHIO		11.2	403.1	160.3	0	0	0	3.2	577.8
WV WEST VIRGINIA		2337.1	0	123.1	0	0	0	91	2551.2
Waste Totals:		94685.1	28567	8286.8	3235.2	7868.8	1909.7	2169.7	146722.3



Please Use
Recycled Paper

Phone: 717-783-9258
 Printed: 8/11/2015

Also visit our Internet WWW Site at: <http://www.dep.state.pa.us>

DISCLAIMER: While care has been taken in the preparation of this report, there is no warranty or guarantee as to the data, calculation or content accuracy. The Commonwealth reserves the right to update or change any data or presentation format without notice or liability.

Commonwealth of Pennsylvania
 Department of Environmental Protection
 Bureau of Waste Management
 Division of Reporting and Fee Collection

 Landfill Waste Receipts
 in Tons (2000 lbs.) of Waste

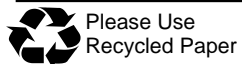
For Year: Quarter:
 2015 / 2

Disposal Facility: 101439, JOSEPH J BRUNNER INC LANDFILL

County/State that Generated Waste	Waste Type:	Municipal	Residual	Sewage Sludge	Processed Medical	Construction	WTE Ash Residue	Asbestos	Total
02 ALLEGHENY		4701	0	281.2	0	0	0	0	4982.2
04 BEAVER		6271.8	1925.5	1756.8	0	0	0	0.7	9954.8
10 BUTLER		1176.2	39.6	734.6	0	0	0	0	1950.4
37 LAWRENCE		74.6	0	39.4	0	0	0	0	114
Waste Totals:		12223.6	1965.1	2812	0	0	0	0.7	17001.4

Disposal Facility: 100663, KELLY RUN SANITATION INC LANDFILL

County/State that Generated Waste	Waste Type:	Municipal	Residual	Sewage Sludge	Processed Medical	Construction	WTE Ash Residue	Asbestos	Total
02 ALLEGHENY		10478.4	9396.5	78.9	0	3477.5	0	0	23431.3
10 BUTLER		0	54.4	0	0	0	0	0	54.4
26 FAYETTE		785.5	266.5	107.8	0	474.2	0	0	1634
30 GREENE		112.6	122.5	0	0	0	0	0	235.1
63 WASHINGTON		1566.2	16534	48	0	92	0	0	18240.2
65 WESTMORELAND		1677.3	2763.7	0	0	129.9	0	0	4570.9
WV WEST VIRGINIA		0	38.3	0	0	0.1	0	0	38.4
Waste Totals:		14620	29175.9	234.7	0	4173.7	0	0	48204.3



Please Use
Recycled Paper

Phone: 717-783-9258
 Printed: 8/11/2015

Also visit our Internet WWW Site at: <http://www.dep.state.pa.us>

DISCLAIMER: While care has been taken in the preparation of this report, there is no warranty or guarantee as to the data, calculation or content accuracy. The Commonwealth reserves the right to update or change any data or presentation format without notice or liability.

Commonwealth of Pennsylvania
 Department of Environmental Protection
 Bureau of Waste Management
 Division of Reporting and Fee Collection

Landfill Waste Receipts
 in Tons (2000 lbs.) of Waste

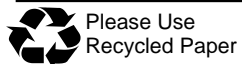
For Year: 2015 Quarter: 2

Disposal Facility: 101247, KEYSTONE SANITARY LANDFILL

County/State that Generated Waste	Waste Type:	Municipal	Residual	Sewage Sludge	Processed Medical	Construction	WTE Ash Residue	Asbestos	Total
08 BRADFORD		0	1105.8	0	0	0	0	0	1105.8
13 CARBON		167.7	0	0	0	0	0	0	167.7
35 LACKAWANNA		45722.8	1867.6	5319.2	0	4309.8	0	21	57240.4
39 LEHIGH		278.4	0	0	0	0	0	0	278.4
40 LUZERNE		26026.8	3366.5	3146	0	2637.7	0	362.2	35539.2
41 LYCOMING		0	615.2	0	0	0	0	0	615.2
45 MONROE		3065.5	188.7	386.1	0	106.3	0	0	3746.6
46 MONTGOMERY		142.4	0	0	0	0	0	0	142.4
48 NORTHAMPTON		201	0	204.8	0	0	0	0	405.8
52 PIKE		4272.7	57	584.2	0	127.3	0	0	5041.2
57 SULLIVAN		3.3	0	0	0	0	0	0	3.3
58 SUSQUEHANNA		4095.8	67917.6	2.9	0	1410	0	0	73426.3
64 WAYNE		771.4	101.5	392.2	0	117	0	0	1382.1
66 WYOMING		1344.6	30.6	96.7	0	234.2	0	0	1706.1
CT CONNECTICUT		2275.6	0	0	0	0	0	0	2275.6
NJ NEW JERSEY		112732.4	425.1	0	0	6.6	0	0	113164.1
NY NEW YORK		209235.8	1704.5	0	0	0	0	0	210940.3
Waste Totals:		410336.2	77380.1	10132.1	0	8948.9	0	383.2	507180.5

Disposal Facility: 100329, LAKE VIEW LANDFILL

County/State that Generated Waste	Waste Type:	Municipal	Residual	Sewage Sludge	Processed Medical	Construction	WTE Ash Residue	Asbestos	Total
20 CRAWFORD		2440.7	2874	95.7	0	144.7	0	0	5555.1
25 ERIE		38924.6	7061.6	4098.7	0	5622.9	720	189.5	56617.3
43 MERCER		7144.5	0	0	0	0	0	3.4	7147.9
61 VENANGO		0	203.3	0	0	0	0	0	203.3
62 WARREN		0	56.2	0	0	0	0	0	56.2
NY NEW YORK		1.9	0	0	0	1.1	0	0	3
Waste Totals:		48511.7	10195.1	4194.4	0	5768.7	720	192.9	69582.8



Commonwealth of Pennsylvania
 Department of Environmental Protection
 Bureau of Waste Management
 Division of Reporting and Fee Collection

Landfill Waste Receipts
 in Tons (2000 lbs.) of Waste

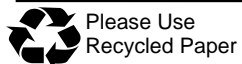
For Year: 2015 / Quarter: 2

Disposal Facility: 101534, LAUREL HIGHLANDS LANDFILL INC

County/State that Generated Waste	Waste Type:	Municipal	Residual	Sewage Sludge	Processed Medical	Construction	WTE Ash Residue	Asbestos	Total
05 BEDFORD		7.4	0	0	0	0	0	0	7.4
07 BLAIR		8987.1	2169.2	644.4	0	991	0	0	12791.7
10 BUTLER		0	13.9	0	0	0	0	0	13.9
11 CAMBRIA		9833	153.4	1253.7	0	1406	15.6	0	12661.7
17 CLEARFIELD		0	475.8	63.7	0	0	0	0	539.5
21 CUMBERLAND		1.6	0	0	0	0	0	0	1.6
31 HUNTINGDON		0	327.3	0	0	0	0	0	327.3
32 INDIANA		294.1	0	0	0	221.3	0	0	515.4
33 JEFFERSON		33.9	0	0	0	67.6	0	0	101.5
34 JUNIATA		12	0	0	0	0	0	0	12
56 SOMERSET		5.5	0	0	0	0	0	0	5.5
65 WESTMORELAND		118.5	323.5	0	0	29.8	0	0	471.8
Waste Totals:		19293.1	3463.1	1961.8	0	2715.7	15.6	0	27449.3

Disposal Facility: 101389, LCSWMA FREY FARM LANDFILL

County/State that Generated Waste	Waste Type:	Municipal	Residual	Sewage Sludge	Processed Medical	Construction	WTE Ash Residue	Asbestos	Total
01 ADAMS		0	5.5	0	0	0	0	0	5.5
15 CHESTER		0	0	0	0	0.7	0	0	0.7
21 CUMBERLAND		0	42.2	0	0	0	0	0	42.2
22 DAUPHIN		0	13.9	0	0	3274.6	18528.5	0	21817
36 LANCASTER		7745.9	23598.8	5729.3	155.4	23701.6	23584.1	14.6	84529.7
38 LEBANON		0	527.1	0	0	0	0	0	527.1
50 PERRY		0	3.8	0	0	0	0	0	3.8
66 WYOMING		0	95.6	0	0	0	0	0	95.6
67 YORK		0	1768.4	0	0	68.1	0	0	1836.5
DE DELAWARE (ST)		0	37	0	0	0	0	0	37
Waste Totals:		7745.9	26092.3	5729.3	155.4	27045	42112.6	14.6	108895.1



Please Use
Recycled Paper

Phone: 717-783-9258
 Printed: 8/11/2015

Also visit our Internet WWW Site at: <http://www.dep.state.pa.us>

DISCLAIMER: While care has been taken in the preparation of this report, there is no warranty or guarantee as to the data, calculation or content accuracy. The Commonwealth reserves the right to update or change any data or presentation format without notice or liability.

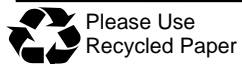
Commonwealth of Pennsylvania
 Department of Environmental Protection
 Bureau of Waste Management
 Division of Reporting and Fee Collection

 Landfill Waste Receipts
 in Tons (2000 lbs.) of Waste

For Year: Quarter:
 2015 / 2

Disposal Facility: 400592, LCSWMA RESOURCE RECOVERY FACILITY

County/State that Generated Waste	Waste Type:	Municipal	Residual	Sewage Sludge	Processed Medical	Construction	WTE Ash Residue	Asbestos	Total
06 BERKS		3502.8	160.2	0	0	0	0	0	3663
07 BLAIR		0	10.6	0	0	0	0	0	10.6
09 BUCKS		0	583	0	0	0	0	0	583
11 CAMBRIA		0	13	0	0	0	0	0	13
13 CARBON		0	11.2	0	0	0	0	0	11.2
14 CENTRE		0	8	0	0	0	0	0	8
15 CHESTER		0.2	101.1	0	0	0	0	0	101.3
18 CLINTON		0	1.2	0	0	0	0	0	1.2
21 CUMBERLAND		0	22.8	0	0	0	0	0	22.8
22 DAUPHIN		0	386.1	0	0	0	0	0	386.1
23 DELAWARE		0	17.8	0	0	0	0	0	17.8
36 LANCASTER		75940.1	9211.2	1916.1	0	131.9	0	0	87199.3
38 LEBANON		0	287.1	0	0	0	0	0	287.1
39 LEHIGH		0	447.5	0	0	0	0	0	447.5
45 MONROE		0	177.9	0	0	0	0	0	177.9
46 MONTGOMERY		258.9	163.4	0	0	0	0	0	422.3
47 MONTOUR		0	5	0	0	0	0	0	5
48 NORTHAMPTON		0	38	0	0	0	0	0	38
49 NORTHUMBERLAND		0	26.3	0	0	0	0	0	26.3
51 PHILADELPHIA		0	41.6	0	0	0	0	0	41.6
54 SCHUYLKILL		0	15.3	0	0	0	0	0	15.3
66 WYOMING		0	1173.2	0	0	0	0	0	1173.2
67 YORK		0	44.4	0	0	0	0	0	44.4
CN CANADA		0	96.1	0	0	0	0	0	96.1
CT CONNECTICUT		0	4.4	0	0	0	0	0	4.4
DE DELAWARE (ST)		0	85.5	0	0	0	0	0	85.5
FL FLORIDA		0	17.1	0	0	0	0	0	17.1
IL ILLINOIS		0	130.5	0	0	0	0	0	130.5
LA LOUISIANA		0	61.9	0	0	0	0	0	61.9
MD MARYLAND		0	7.1	0	0	0	0	0	7.1
NC NORTH CAROLINA		0	498	0	0	0	0	0	498
NJ NEW JERSEY		9105	372.4	0	0	0	0	0	9477.4
NY NEW YORK		3323.4	156.1	0	0	0	0	0	3479.5
TN TENNESSEE		0	18.9	0	0	0	0	0	18.9
WI WISCONSIN		0	4.3	0	0	0	0	0	4.3



Commonwealth of Pennsylvania
 Department of Environmental Protection
 Bureau of Waste Management
 Division of Reporting and Fee Collection

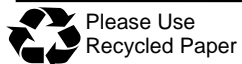
 Landfill Waste Receipts
 in Tons (2000 lbs.) of Waste

For Year: Quarter:
 2015 / 2

Waste Totals:	92130.4	14398.2	1916.1	0	131.9	0	0	108576.6
----------------------	---------	---------	--------	---	-------	---	---	-----------------

Disposal Facility: 100963, LYCOMING COUNTY RESOURCE MANAGEMENT SERVICES LANDFILL

County/State that Generated Waste	Waste Type:	Municipal	Residual	Sewage Sludge	Processed Medical	Construction	WTE Ash Residue	Asbestos	Total
06 BERKS		0	196.3	0	0	0	0	0	196.3
14 CENTRE		0	38.3	0	0	0	0	0	38.3
18 CLINTON		0	55.5	0	0	0	0	0	55.5
19 COLUMBIA		11464.6	4036	1939.6	0	2508.9	0	4.2	19953.3
21 CUMBERLAND		0	3.4	0	0	0	0	0	3.4
34 JUNIATA		3.5	0	0	0	0	0	0	3.5
35 LACKAWANNA		0	0	0	0	0	0	8.7	8.7
40 LUZERNE		5.5	1.1	0	0	4.9	0	64.5	76
41 LYCOMING		15365.9	3533.8	2442.8	145.3	994.8	0	7.5	22490.1
45 MONROE		0	21.4	0	0	0	0	40.4	61.8
46 MONTGOMERY		0	0	0	0	0	0	3.2	3.2
47 MONTOUR		2308.5	641.8	0	131.1	603.1	2.6	12.5	3699.6
49 NORTHUMBERLAND		5100.7	2904.8	2607.7	0	616.4	0	2.8	11232.4
50 PERRY		0	78.9	0	0	0	0	0	78.9
54 SCHUYLKILL		8.8	0	20.8	0	0	0	3.5	33.1
55 SNYDER		3854.5	1437.2	270.4	0	456	8	62.4	6088.5
57 SULLIVAN		1.7	1	0	0	0	0	0	2.7
58 SUSQUEHANNA		0	0.2	0	0	0	0	16.1	16.3
59 TIOGA		5	0	0	0	0	0	0	5
60 UNION		5972.6	2364.2	1239.4	0	897.6	0	38.9	10512.7
67 YORK		0	49.7	0	0	0	0	0	49.7
NJ NEW JERSEY		0	13.2	0	0	0	0	90.2	103.4
NY NEW YORK		0	0.1	0	0	0	0	0	0.1
Waste Totals:		44091.3	15376.9	8520.7	276.4	6081.7	10.6	354.9	74712.5



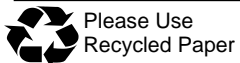
Commonwealth of Pennsylvania
 Department of Environmental Protection
 Bureau of Waste Management
 Division of Reporting and Fee Collection

 Landfill Waste Receipts
 in Tons (2000 lbs.) of Waste

For Year: Quarter:
 2015 / 2

Disposal Facility: 100113, MODERN LANDFILL

County/State that Generated Waste	Waste Type:	Municipal	Residual	Sewage Sludge	Processed Medical	Construction	WTE Ash Residue	Asbestos	Total
01 ADAMS		0	1765.1	109.8	0	0	0	0	1874.9
06 BERKS		0	269	0	0	0	0	0	269
09 BUCKS		0	51.7	0	0	0	0	0	51.7
15 CHESTER		0	19.4	0	0	0	0	0	19.4
21 CUMBERLAND		11658	596.2	124.3	0	2805.9	0	0	15184.4
22 DAUPHIN		0	2433.3	61.2	436.2	1885.9	0	39.6	4856.2
23 DELAWARE		0	221.1	0	0	0	0	0	221.1
28 FRANKLIN		0	7.5	0	0	0	0	0	7.5
31 HUNTINGDON		0	6.4	0	0	0	0	0	6.4
36 LANCASTER		0	7979.9	0	0	0	0	0	7979.9
38 LEBANON		0	3826.6	0	0	0	0	0.1	3826.7
39 LEHIGH		0	49.4	0	0	0	0	0	49.4
40 LUZERNE		0	42	0	0	0	0	0	42
46 MONTGOMERY		38.8	0	219	0	9661	0	51.6	9970.4
48 NORTHAMPTON		0	50.4	0	0	0	0	0	50.4
50 PERRY		0	70.7	0	0	13.8	0	0	84.5
51 PHILADELPHIA		58410.6	0	0	0	23.3	0	0	58433.9
54 SCHUYLKILL		0	73.1	0	0	0	0	0	73.1
67 YORK		61.2	49676.1	940.8	0	10110.6	42515.1	110.5	103414.3
CT CONNECTICUT		0	2259.2	0	0	0	0	738.6	2997.8
DC DISRICT OF COLUMBIA		0	5.1	0	0	0	0	3	8.1
DE DELAWARE (ST)		0	733.9	0	0	0	0	79.8	813.7
MD MARYLAND		0	4191.1	1572.1	3581.7	139.6	0	136.3	9620.8
NJ NEW JERSEY		8897.5	237.3	91.5	0	0	0	0	9226.3
NY NEW YORK		0	0	0	0	0	0	4.7	4.7
VA VIRGINIA		0	139.6	0	0	0	0	0	139.6
WV WEST VIRGINIA		0	20.5	0	0	0	0	0	20.5
Waste Totals:		79066.1	74724.6	3118.7	4017.9	24640.1	42515.1	1164.2	229246.7



Commonwealth of Pennsylvania
 Department of Environmental Protection
 Bureau of Waste Management
 Division of Reporting and Fee Collection

 Landfill Waste Receipts
 in Tons (2000 lbs.) of Waste

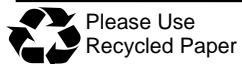
For Year: Quarter:
 2015 / 2

Disposal Facility: 100594, MONROEVILLE LANDFILL

County/State that Generated Waste	Waste Type:	Municipal	Residual	Sewage Sludge	Processed Medical	Construction	WTE Ash Residue	Asbestos	Total
02 ALLEGHENY		67434.6	21323.8	1022.8	929.1	12083.9	1232.2	0	104026.4
03 ARMSTRONG		124.4	103.6	0	0	38	0	0	266
10 BUTLER		320.9	367.5	0	0	29.8	0	0	718.2
26 FAYETTE		0	42.5	0	0	0	0	0	42.5
63 WASHINGTON		0	10.8	0	0	0	0	0	10.8
65 WESTMORELAND		2289.5	144.3	0	0	556.2	0	0	2990
OH OHIO		0	376.2	0	0	0	0	0	376.2
WV WEST VIRGINIA		0	49	0	0	0	0	0	49
Waste Totals:		70169.4	22417.7	1022.8	929.1	12707.9	1232.2	0	108479.1

Disposal Facility: 101571, MOSTOLLER LANDFILL INC

County/State that Generated Waste	Waste Type:	Municipal	Residual	Sewage Sludge	Processed Medical	Construction	WTE Ash Residue	Asbestos	Total
02 ALLEGHENY		0	65.1	0	0	0	0	0	65.1
05 BEDFORD		49.2	99.3	90.8	0	6.2	0	0	245.5
07 BLAIR		15725.6	338.6	0	0	469.9	0	0	16534.1
11 CAMBRIA		9637.4	451	349.9	0	344	0	58.4	10840.7
12 CAMERON		14.9	0	0	0	0	0	0	14.9
26 FAYETTE		0	0	0	0	1.9	0	0	1.9
30 GREENE		0	230	0	0	0	0	0	230
31 HUNTINGDON		48.4	0	0	0	0	0	0	48.4
32 INDIANA		0	0	0	0	143.7	0	3.1	146.8
54 SCHUYLKILL		8.1	0	0	0	0	0	0	8.1
56 SOMERSET		7065.4	353	594.3	0	1105.5	0	12.3	9130.5
65 WESTMORELAND		4485.3	9684.1	0	0	82.4	0	3	14254.8
MD MARYLAND		8537.5	0.1	0	0	58.3	0	0	8595.9
WV WEST VIRGINIA		0	0	0	0	30.7	0	0	30.7
Waste Totals:		45571.8	11221.2	1035	0	2242.6	0	76.8	60147.4



Please Use
Recycled Paper

Phone: 717-783-9258
 Printed: 8/11/2015

Also visit our Internet WWW Site at: <http://www.dep.state.pa.us>

DISCLAIMER: While care has been taken in the preparation of this report, there is no warranty or guarantee as to the data, calculation or content accuracy. The Commonwealth reserves the right to update or change any data or presentation format without notice or liability.

Commonwealth of Pennsylvania
 Department of Environmental Protection
 Bureau of Waste Management
 Division of Reporting and Fee Collection

 Landfill Waste Receipts
 in Tons (2000 lbs.) of Waste

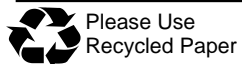
For Year: Quarter:
 2015 / 2

Disposal Facility: 101100, MOUNTAIN VIEW RECLAMATION LANDFILL

County/State that Generated Waste	Waste Type:	Municipal	Residual	Sewage Sludge	Processed Medical	Construction	WTE Ash Residue	Asbestos	Total
01 ADAMS		2458.8	2167.8	0	0	233.7	0	0	4860.3
21 CUMBERLAND		4695.7	365.5	8.8	0	789.1	0	0	5859.1
22 DAUPHIN		0	1913.2	43.2	0	2188.7	0	0	4145.1
28 FRANKLIN		5298.8	1830.4	409.6	0	866.4	0	0	8405.2
29 FULTON		218.4	301.1	0	0	78.9	0	0	598.4
49 NORTHUMBERLAND		3067.2	0	0	0	20.4	0	0	3087.6
50 PERRY		418.1	0	0	0	59	0	0	477.1
67 YORK		0	0	0	0	295.9	0	0	295.9
MD MARYLAND		22891.5	6357.2	185.4	0	727	0	0	30161.1
WV WEST VIRGINIA		6376.1	302.3	0	0	495.5	0	3.9	7177.8
Waste Totals:		45424.6	13237.5	647	0	5754.6	0	3.9	65067.6

Disposal Facility: 100585, NORTHWEST SANITARY LANDFILL

County/State that Generated Waste	Waste Type:	Municipal	Residual	Sewage Sludge	Processed Medical	Construction	WTE Ash Residue	Asbestos	Total
02 ALLEGHENY		942.8	8	0	0	95.3	0	0	1046.1
03 ARMSTRONG		1381	4301	0	0	38.8	0	0	5720.8
04 BEAVER		54.8	0	0	0	8.9	0	0	63.7
10 BUTLER		6905	26672.3	6.2	0	1165.3	0	15.7	34764.5
16 CLARION		350.5	233.7	55.4	0	21.8	0	0	661.4
20 CRAWFORD		76.4	27.5	0	0	22.1	0	0	126
25 ERIE		0	8.3	0	0	0	0	0	8.3
32 INDIANA		0	11.4	0	0	0	0	0	11.4
37 LAWRENCE		3258.3	1400.3	0	0	37	0	7.5	4703.1
43 MERCER		536.3	16.7	45.8	0	121.7	0	16.1	736.6
61 VENANGO		931.3	731.2	0	0	101.3	0	0	1763.8
Waste Totals:		14436.4	33410.4	107.4	0	1612.2	0	39.3	49605.7



Please Use
Recycled Paper

Phone: 717-783-9258
 Printed: 8/11/2015

Also visit our Internet WWW Site at: <http://www.dep.state.pa.us>

DISCLAIMER: While care has been taken in the preparation of this report, there is no warranty or guarantee as to the data, calculation or content accuracy. The Commonwealth reserves the right to update or change any data or presentation format without notice or liability.

Commonwealth of Pennsylvania
 Department of Environmental Protection
 Bureau of Waste Management
 Division of Reporting and Fee Collection

Landfill Waste Receipts
 in Tons (2000 lbs.) of Waste

For Year: 2015 Quarter: 2

Disposal Facility: 100346, PIONEER CROSSING LANDFILL

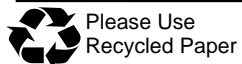
County/State that Generated Waste	Waste Type:	Municipal	Residual	Sewage Sludge	Processed Medical	Construction	WTE Ash Residue	Asbestos	Total
06 BERKS		10955.9	4417.3	711.8	0	417.6	0	0	16502.6
09 BUCKS		461.2	18.4	25.7	103.8	0	0	0	609.1
15 CHESTER		598.6	581.7	73.8	0	3.4	0	0	1257.5
23 DELAWARE		0	0.4	0	0	126.9	52.1	0	179.4
36 LANCASTER		221	0	0	0	0	0	0	221
39 LEHIGH		6397.6	1672	0	70	0	0	0	8139.6
46 MONTGOMERY		31636.2	1126.1	433.2	0	105.1	41.9	0	33342.5
48 NORTHAMPTON		17.1	585.6	0	941.2	10.7	0	0	1554.6
51 PHILADELPHIA		67.6	115.1	0	584.4	0	0	0	767.1
NJ NEW JERSEY		0	9.5	2646.2	0	0	0	0	2655.7
NY NEW YORK		0	261.6	0	31.8	0	0	0	293.4
Waste Totals:		50355.2	8787.7	3890.7	1731.2	663.7	94	0	65522.5

Disposal Facility: 101069, S.E.C.C.R.A. LANDFILL

County/State that Generated Waste	Waste Type:	Municipal	Residual	Sewage Sludge	Processed Medical	Construction	WTE Ash Residue	Asbestos	Total
15 CHESTER		19875.9	775.8	514.6	0	8063.6	0	0	29229.9
Waste Totals:		19875.9	775.8	514.6	0	8063.6	0	0	29229.9

Disposal Facility: 101538, SANDY RUN LANDFILL INC.

County/State that Generated Waste	Waste Type:	Municipal	Residual	Sewage Sludge	Processed Medical	Construction	WTE Ash Residue	Asbestos	Total
05 BEDFORD		8759.3	394.5	95.3	0	46.7	0	0	9295.8
07 BLAIR		846.2	377.9	0	0	213.1	0	0	1437.2
28 FRANKLIN		6.9	0	0	0	0	0	0	6.9
29 FULTON		733.3	0	0	0	49.5	0	0	782.8
31 HUNTINGDON		6973.5	46.7	230.4	0	0	0	0	7250.6
44 MIFFLIN		0	13.4	0	0	0	0	0	13.4
50 PERRY		0	24.9	0	0	0	0	0	24.9
MD MARYLAND		543.3	0	0	0	0	0	0	543.3
Waste Totals:		17862.5	857.4	325.7	0	309.3	0	0	19354.9



Please Use
Recycled Paper

Phone: 717-783-9258
 Printed: 8/11/2015

Also visit our Internet WWW Site at: <http://www.dep.state.pa.us>

DISCLAIMER: While care has been taken in the preparation of this report, there is no warranty or guarantee as to the data, calculation or content accuracy. The Commonwealth reserves the right to update or change any data or presentation format without notice or liability.

Commonwealth of Pennsylvania
 Department of Environmental Protection
 Bureau of Waste Management
 Division of Reporting and Fee Collection

Landfill Waste Receipts
 in Tons (2000 lbs.) of Waste

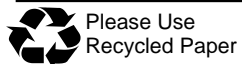
For Year: 2015 Quarter: 2

Disposal Facility: 100403, SENECA LANDFILL INC

County/State that Generated Waste	Waste Type:	Municipal	Residual	Sewage Sludge	Processed Medical	Construction	WTE Ash Residue	Asbestos	Total
02 ALLEGHENY		14849	7682.1	1300.1	0	5694.2	0	0	29525.4
03 ARMSTRONG		1121.2	106.4	228.6	0	68.3	0	0	1524.5
04 BEAVER		12750.1	293.5	210.7	0	89.1	0	0	13343.4
10 BUTLER		23829.4	6365.4	1324.6	0	3418.6	0	0	34938
11 CAMBRIA		0	0	0	0	0	0	0	0
16 CLARION		0	24.2	12.9	0	0	0	0	37.1
20 CRAWFORD		0	73.8	1442.3	0	173.6	0	0	1689.7
25 ERIE		7.4	0	45.2	0	0	0	0	52.6
26 FAYETTE		0	0	0	0	0	0	0	0
27 FOREST		0	0	110.6	0	0	0	0	110.6
32 INDIANA		0	151.9	0	0	0	0	0	151.9
33 JEFFERSON		0	49.4	0	0	0	0	0	49.4
37 LAWRENCE		189.3	496.7	0	0	87.8	0	0	773.8
43 MERCER		29102.5	1856.1	222.6	0	232.6	0	0	31413.8
60 UNION		0	0	0	0	0	0	0	0
61 VENANGO		22.3	484.3	635.2	0	1081.2	0	0	2223
63 WASHINGTON		6.5	34.9	922.4	0	12.4	0	0	976.2
65 WESTMORELAND		446.3	32.1	544.7	0	73.8	0	0	1096.9
OH OHIO		2056.6	0	0	0	0	0	0	2056.6
Waste Totals:		84380.6	17650.8	6999.9	0	10931.6	0	0	119962.9

Disposal Facility: 100592, SOUTH HILLS LANDFILL INC

County/State that Generated Waste	Waste Type:	Municipal	Residual	Sewage Sludge	Processed Medical	Construction	WTE Ash Residue	Asbestos	Total
02 ALLEGHENY		7920.1	4285.7	1199.8	0	6509.5	3150.3	0	23065.4
26 FAYETTE		46.7	895.7	0	0	101.6	0	0	1044
30 GREENE		0	375.2	0	0	1.4	0	0	376.6
56 SOMERSET		0	53.9	0	0	0	0	0	53.9
63 WASHINGTON		2974.9	2064.5	0	0	424.7	0	0	5464.1
65 WESTMORELAND		15.8	44.4	0	0	19.8	0	0	80
OH OHIO		0	106.4	0	0	0	0	0	106.4
WV WEST VIRGINIA		0	814.5	0	0	0	0	0	814.5
Waste Totals:		10957.5	8640.3	1199.8	0	7057	3150.3	0	31004.9



Commonwealth of Pennsylvania
Department of Environmental Protection
Bureau of Waste Management
Division of Reporting and Fee Collection

Landfill Waste Receipts
in Tons (2000 lbs.) of Waste

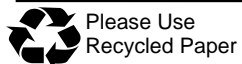
For Year: Quarter:
2015 / 2

Disposal Facility: 100081, SOUTHERN ALLEGHENIES LANDFILL INC

County/State that Generated Waste	Waste Type:	Municipal	Residual	Sewage Sludge	Processed Medical	Construction	WTE Ash Residue	Asbestos	Total
05 BEDFORD		27.5	91.4	0	0	11.2	0	16.8	146.9
07 BLAIR		33.7	794.8	0	0	1.8	0	24.5	854.8
10 BUTLER		0	72.4	0	0	0	0	0	72.4
11 CAMBRIA		6911.8	2137.4	0	0	1164.5	0	2.1	10215.8
22 DAUPHIN		0	26	0	0	0	0	0	26
32 INDIANA		1.6	0	0	0	3.1	0	0	4.7
40 LUZERNE		0	538.3	0	0	0	0	0	538.3
51 PHILADELPHIA		0	13.3	0	0	0	0	873.6	886.9
56 SOMERSET		5372.6	254.4	136	0	287.4	0	1.5	6051.9
62 WARREN		0	18	0	0	0	0	0	18
65 WESTMORELAND		24.7	8.1	0	0	1.2	0	0	34
MD MARYLAND		0	14.4	0	0	0	0	0	14.4
NY NEW YORK		0	0	0	0	0	0	130.8	130.8
VA VIRGINIA		0	14.7	0	0	0	0	0	14.7
Waste Totals:		12371.9	3983.2	136	0	1469.2	0	1049.3	19009.6

Disposal Facility: 100277, TERVITA SANITARY LANDFILL

County/State that Generated Waste	Waste Type:	Municipal	Residual	Sewage Sludge	Processed Medical	Construction	WTE Ash Residue	Asbestos	Total
02 ALLEGHENY		14201.1	1547.8	1635.1	0	3104.5	0	220.3	20708.8
17 CLEARFIELD		0	0	0	0	41.5	0	0	41.5
26 FAYETTE		3054.8	625.9	115.2	0	1233.4	0	0	5029.3
30 GREENE		192.3	968	247.5	0	211.1	0	0	1618.9
32 INDIANA		0	11.6	0	0	0	0	0	11.6
63 WASHINGTON		8077.4	2802.2	90.2	0	3081.2	0	4.5	14055.5
65 WESTMORELAND		6948.7	489.9	383.3	0	2881.8	0	2.2	10705.9
WV WEST VIRGINIA		67	0	0	0	3.2	0	0	70.2
Waste Totals:		32541.3	6445.4	2471.3	0	10556.7	0	227	52241.7



Please Use
Recycled Paper

Phone: 717-783-9258
Printed: 8/11/2015

Also visit our Internet WWW Site at: <http://www.dep.state.pa.us>

DISCLAIMER: While care has been taken in the preparation of this report, there is no warranty or guarantee as to the data, calculation or content accuracy. The Commonwealth reserves the right to update or change any data or presentation format without notice or liability.

Commonwealth of Pennsylvania
 Department of Environmental Protection
 Bureau of Waste Management
 Division of Reporting and Fee Collection

 Landfill Waste Receipts
 in Tons (2000 lbs.) of Waste

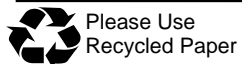
For Year: Quarter:
 2015 / 2

Disposal Facility: 101494, TULLYTOWN RESOURCE RECOVERY FACILITY

County/State that Generated Waste	Waste Type:	Municipal	Residual	Sewage Sludge	Processed Medical	Construction	WTE Ash Residue	Asbestos	Total
06 BERKS		15.5	664.6	0	0	0	0	0	680.1
09 BUCKS		6807.5	12156	0	140	1107	31717.6	26.9	51955
13 CARBON		7.3	0	0	0	0	0	0	7.3
15 CHESTER		0	12.4	0	0	0	0	0	12.4
21 CUMBERLAND		4.9	0	0	0	0	0	0	4.9
22 DAUPHIN		0	0	0	0	15.2	0	0	15.2
23 DELAWARE		3688.5	20.8	0	417.1	6.7	0	0	4133.1
39 LEHIGH		341.9	0	0	0	0	0	0	341.9
45 MONROE		0	0	0	0	0	0	2.4	2.4
46 MONTGOMERY		3889.2	5601.9	0	62	99.1	0	7.5	9659.7
48 NORTHAMPTON		1.2	0	0	0	0	0	0	1.2
51 PHILADELPHIA		33480	1954.8	0	1086.2	882	62.8	454.3	37920.1
CT CONNECTICUT		0	127.5	0	0	8.9	0	11.2	147.6
DC DISRICT OF COLUMBIA		0	0	0	0	2	0	0	2
DE DELAWARE (ST)		0	11.6	0	0	110.2	0	42.7	164.5
MA MASSACHUSETTS		0	0	0	0	29.5	0	0	29.5
MD MARYLAND		0	0	0	0	12.6	0	0	12.6
NJ NEW JERSEY		149569.7	62956.4	0	0	79166.2	18.2	1800.7	293511.2
NY NEW YORK		127614.9	10027.8	0	6.9	3663.2	0	215	141527.8
RI RHODE ISLAND		0	2703.1	0	0	0	0	0	2703.1
VA VIRGINIA		0	0	0	0	46.5	0	0	46.5
Waste Totals:		325420.6	96236.9	0	1712.2	85149.1	31798.6	2560.7	542878.1

Disposal Facility: 100280, VALLEY LANDFILL

County/State that Generated Waste	Waste Type:	Municipal	Residual	Sewage Sludge	Processed Medical	Construction	WTE Ash Residue	Asbestos	Total
02 ALLEGHENY		7502.8	16794.9	284.8	0	2605.1	2672.9	35.5	29896
03 ARMSTRONG		1873.6	55.8	0	0	101.2	0	0	2030.6
10 BUTLER		192.5	0	0	0	5.1	0	0	197.6
26 FAYETTE		164	44	0	0	12.4	0	0	220.4
32 INDIANA		0	117.4	0	0	0	0	0	117.4
65 WESTMORELAND		26196.7	3478	694.4	406.2	6218	0	0.2	36993.5
OH OHIO		0	17.8	0	0	0	0	0	17.8
Waste Totals:		35929.6	20507.9	979.2	406.2	8941.8	2672.9	35.7	69473.3



Commonwealth of Pennsylvania
 Department of Environmental Protection
 Bureau of Waste Management
 Division of Reporting and Fee Collection

 Landfill Waste Receipts
 in Tons (2000 lbs.) of Waste

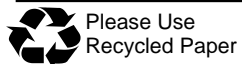
For Year: Quarter:
 2015 / 2

Disposal Facility: 100739, WESTERN BERKS COMMUNITY LANDFILL

County/State that Generated Waste	Waste Type:	Municipal	Residual	Sewage Sludge	Processed Medical	Construction	WTE Ash Residue	Asbestos	Total
06 BERKS		15819.4	7074.9	3276.9	0	2668.7	0	13.6	28853.5
09 BUCKS		0	11.2	0	0	0	0	6	17.2
13 CARBON		0	0	23.8	0	0	0	0	23.8
15 CHESTER		0	0	0	0	0	0	1.3	1.3
19 COLUMBIA		0	0	0	0	0	0	43.9	43.9
23 DELAWARE		0	50.7	560.2	0	0	0	0	610.9
36 LANCASTER		0	0	0	0	0	0	6.6	6.6
39 LEHIGH		763.2	145	0	0	0	0	12.5	920.7
46 MONTGOMERY		3005.9	889.7	1803.1	0	270.9	0	284.9	6254.5
48 NORTHAMPTON		9183.7	39.3	183.1	0	0	0	0	9406.1
49 NORTHUMBERLAND		0	0	9.5	0	0	0	0	9.5
51 PHILADELPHIA		0	0	0	0	21.9	0	75.3	97.2
NJ NEW JERSEY		0	0	0	0	0	0	40.8	40.8
NY NEW YORK		0	0	0	0	0	0	14.8	14.8
Waste Totals:		28772.2	8210.8	5856.6	0	2961.5	0	499.7	46300.8

Disposal Facility: 400633, WHEELABRATOR FALLS INC

County/State that Generated Waste	Waste Type:	Municipal	Residual	Sewage Sludge	Processed Medical	Construction	WTE Ash Residue	Asbestos	Total
06 BERKS		4	0	0	0	0	0	0	4
09 BUCKS		39934	91.2	0	0	1183.5	0	0	41208.7
13 CARBON		0	51.1	0	0	0	0	0	51.1
15 CHESTER		0	76.3	0	0	0	0	0	76.3
38 LEBANON		0	1384.4	0	0	0	0	0	1384.4
39 LEHIGH		0	57.2	0	0	0	0	0	57.2
40 LUZERNE		0	206.8	0	0	0	0	0	206.8
46 MONTGOMERY		1581.1	39.7	0	0	0	0	0	1620.8
51 PHILADELPHIA		67960.5	47.2	0	0	22	0	0	68029.7
67 YORK		0	135.7	0	0	0	0	0	135.7
MA MASSACHUSETTS		0	1.8	0	0	0	0	0	1.8
MN MINNESOTA		0	33.1	0	0	0	0	0	33.1
NJ NEW JERSEY		3593.4	1144.4	0	0	0	0	0	4737.8
NY NEW YORK		1384	58.5	0	0	0	0	0	1442.5
Waste Totals:		114457	3327.4	0	0	1205.5	0	0	118989.9



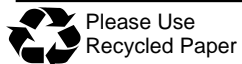
Commonwealth of Pennsylvania
 Department of Environmental Protection
 Bureau of Waste Management
 Division of Reporting and Fee Collection

 Landfill Waste Receipts
 in Tons (2000 lbs.) of Waste

For Year: Quarter:
 2015 / 2

Disposal Facility: 400561, YORK COUNTY RESOURCE RECOVERY CENTER

County/State that Generated Waste	Waste Type:	Municipal	Residual	Sewage Sludge	Processed Medical	Construction	WTE Ash Residue	Asbestos	Total
01 ADAMS		3283.1	255.6	0	0	0.2	0	0	3538.9
06 BERKS		0	1	0	0	0	0	0	1
21 CUMBERLAND		5298.2	0	0	0	1.1	0	0	5299.3
22 DAUPHIN		3950.3	0	0	0	0	0	0	3950.3
36 LANCASTER		0	3	0	0	0	0	0	3
39 LEHIGH		0	0.9	0	0	0	0	0	0.9
44 MIFFLIN		0	96.8	0	0	0	0	0	96.8
51 PHILADELPHIA		10993.6	0	0	0	0	0	0	10993.6
67 YORK		79862.7	2957.5	0	0	309.7	0	0	83129.9
DE DELAWARE (ST)		297.7	0	0	0	0	0	0	297.7
MD MARYLAND		2253	0	0	0	0	0	0	2253
NJ NEW JERSEY		771.9	0	0	0	0	0	0	771.9
Waste Totals:		106710.5	3314.8	0	0	311	0	0	110336.3



Please Use
Recycled Paper

Phone: 717-783-9258
 Printed: 8/11/2015

Also visit our Internet WWW Site at: <http://www.dep.state.pa.us>

DISCLAIMER: While care has been taken in the preparation of this report, there is no warranty or guarantee as to the data, calculation or content accuracy. The Commonwealth reserves the right to update or change any data or presentation format without notice or liability.