

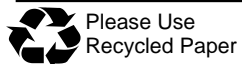
Commonwealth of Pennsylvania  
 Department of Environmental Protection  
 Bureau of Waste Management  
 Division of Reporting and Fee Collection

-----  
 Landfill Waste Receipts  
 in Tons (2000 lbs.) of Waste

For Year:    Quarter:  
 2015       /    1

Disposal Facility: 100419, ADVANCED DISPOSAL SERVICES CHESTNUT VALLEY LANDFILL INC

County/State that Generated Waste	Waste Type:	Municipal	Residual	Sewage Sludge	Processed Medical	Construction	WTE Ash Residue	Asbestos	Total
02 ALLEGHENY		136.4	11.5	0	0	0	0	0	147.9
17 CLEARFIELD		0	0	0	0	7.6	0	0	7.6
26 FAYETTE		13598	4054.6	879	0	1498.3	0	0	20029.9
30 GREENE		3159.5	42542.2	530.7	0	1378.1	0	0	47610.5
56 SOMERSET		143.1	10.7	0	0	0	0	0	153.8
63 WASHINGTON		1135.6	86.2	0	0	39	0	0	1260.8
65 WESTMORELAND		1431.7	67	0	0	16.2	0	0	1514.9
OH OHIO		0	0	0	0	2.7	0	0	2.7
WV WEST VIRGINIA		4.3	8525.3	0	0	152.9	0	412.9	9095.4
<b>Waste Totals:</b>		<b>19608.6</b>	<b>55297.5</b>	<b>1409.7</b>	<b>0</b>	<b>3094.8</b>	<b>0</b>	<b>412.9</b>	<b>79823.5</b>



Please Use  
Recycled Paper

Phone: 717-783-9258  
 Printed: 8/21/2015

Also visit our Internet WWW Site at: <http://www.dep.state.pa.us>

DISCLAIMER: While care has been taken in the preparation of this report, there is no warranty or guarantee as to the data, calculation or content accuracy. The Commonwealth reserves the right to update or change any data or presentation format without notice or liability.

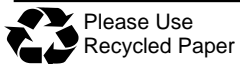
Commonwealth of Pennsylvania  
 Department of Environmental Protection  
 Bureau of Waste Management  
 Division of Reporting and Fee Collection

-----  
 Landfill Waste Receipts  
 in Tons (2000 lbs.) of Waste

For Year:    Quarter:  
 2015       /       1

Disposal Facility: 101397, ADVANCED DISPOSAL SERVICES GREENTREE LANDFILL LLC.

County/State that Generated Waste	Waste Type:	Municipal	Residual	Sewage Sludge	Processed Medical	Construction	WTE Ash Residue	Asbestos	Total
02 ALLEGHENY		0	4.3	0	0	0	0	0	4.3
03 ARMSTRONG		0	2.3	0	0	0	0	0	2.3
05 BEDFORD		0	1.2	0	0	0	0	0	1.2
07 BLAIR		158.7	1108.2	1895.9	0	0	0	20.9	3183.7
09 BUCKS		0	831.3	0	0	2240.6	0	0	3071.9
10 BUTLER		0	5300.3	0	0	0	0	0	5300.3
11 CAMBRIA		0	52.7	0	0	35.6	0	0	88.3
12 CAMERON		556.7	1999.3	113.8	0	121.7	0	0	2791.5
14 CENTRE		19660.9	1541.6	242.6	0	0	271.4	0	21716.5
16 CLARION		7325.5	4286.7	19.5	0	50.5	22.9	0	11705.1
17 CLEARFIELD		9487.5	1222.6	316.5	0	2789.8	0	0	13816.4
18 CLINTON		0	37.3	0	0	0	0	0	37.3
20 CRAWFORD		0	83.4	147.8	0	4.1	18.5	0	253.8
24 ELK		2233.9	5441	894.7	0	355	0	18.6	8943.2
25 ERIE		0	49.1	0	0	0	0	0	49.1
27 FOREST		13.6	0	0	0	0	0	0	13.6
31 HUNTINGDON		0	0	57.1	0	0	0	0	57.1
32 INDIANA		394.5	0	0	0	0	0	0	394.5
33 JEFFERSON		3989.1	1320.9	426.5	0	74.6	0	0	5811.1
41 LYCOMING		0	19.8	0	0	0	0	0	19.8
42 MCKEAN		17.2	205	0	0	88.3	1432.3	5.9	1748.7
51 PHILADELPHIA		526	0	0	0	0	0	0	526
53 POTTER		0	237.3	0	0	5.2	0	0	242.5
59 TIOGA		0	23.5	0	0	0	0	0	23.5
61 VENANGO		2.8	35.3	70.3	0	0	0	0	108.4
62 WARREN		6179.7	1167.6	306.9	0	99.7	0	0	7753.9
CT CONNECTICUT		0	22.7	0	0	15.1	0	55.8	93.6
MD MARYLAND		31.6	0	0	0	0	0	0	31.6
NJ NEW JERSEY		6744.8	6519.6	3781.7	0	0	0	10.8	17056.9
NY NEW YORK		3565.9	119.4	14290.4	0	0	1456.1	101.8	19533.6
<b>Waste Totals:</b>		<b>60888.4</b>	<b>31632.4</b>	<b>22563.7</b>	<b>0</b>	<b>5880.2</b>	<b>3201.2</b>	<b>213.8</b>	<b>124379.7</b>



Commonwealth of Pennsylvania  
 Department of Environmental Protection  
 Bureau of Waste Management  
 Division of Reporting and Fee Collection

-----  
 Landfill Waste Receipts  
 in Tons (2000 lbs.) of Waste

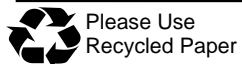
For Year:    Quarter:  
 2015       /       1

Disposal Facility: 100933, ALLIANCE SANITARY LANDFILL INC

County/State that Generated Waste	Waste Type:	Municipal	Residual	Sewage Sludge	Processed Medical	Construction	WTE Ash Residue	Asbestos	Total
08 BRADFORD		0	762	0	0	0	0	0	762
13 CARBON		23.1	0	0	0	0	0	0	23.1
19 COLUMBIA		3.9	0	0	0	0	0	0	3.9
35 LACKAWANNA		8780.3	919.6	42.4	0	370	0	0	10112.3
40 LUZERNE		15864.1	1302.6	3583.7	0	268.4	0	0	21018.8
41 LYCOMING		0	26.1	0	0	0	0	0	26.1
45 MONROE		2121.8	108	0	0	45.7	0	0	2275.5
48 NORTHAMPTON		0	51.6	0	0	0	0	0	51.6
52 PIKE		3336.5	0	0	0	0	0	0	3336.5
54 SCHUYLKILL		0	6.6	0	0	0	0	3.2	9.8
57 SULLIVAN		0	833.6	0	0	0	0	0	833.6
58 SUSQUEHANNA		1088.1	2487.4	32.9	0	101.5	0	0	3709.9
64 WAYNE		2794	51.4	0	0	2.4	0	0	2847.8
66 WYOMING		1069.8	131.8	0	0	12	0	0	1213.6
NY NEW YORK		635.1	23.2	545.7	0	13764	0	0	14968
<b>Waste Totals:</b>		<b>35716.7</b>	<b>6703.9</b>	<b>4204.7</b>	<b>0</b>	<b>14564</b>	<b>0</b>	<b>3.2</b>	<b>61192.5</b>

Disposal Facility: 100172, ARDEN LANDFILL INC.

County/State that Generated Waste	Waste Type:	Municipal	Residual	Sewage Sludge	Processed Medical	Construction	WTE Ash Residue	Asbestos	Total
02 ALLEGHENY		14619.3	1283.6	0	0	1389.7	0	0	17292.6
04 BEAVER		14012.2	204.7	68.7	0	2	0	0	14287.6
08 BRADFORD		0	64.3	0	0	0	0	0	64.3
26 FAYETTE		222.5	2185.5	0	0	2.9	0	0	2410.9
30 GREENE		1306.3	5842.3	0	0	838.2	0	0	7986.8
32 INDIANA		0	3230.3	0	0	0	0	0	3230.3
63 WASHINGTON		13180.9	50413	1436.2	153.1	2269.7	0	0	67452.9
65 WESTMORELAND		8.1	251.2	0	0	0	0	0	259.3
OH OHIO		185.4	2805.3	0	0	40.6	0	0	3031.3
WV WEST VIRGINIA		688	13841.4	0	0	875.5	0	0	15404.9
<b>Waste Totals:</b>		<b>44222.7</b>	<b>80121.6</b>	<b>1504.9</b>	<b>153.1</b>	<b>5418.6</b>	<b>0</b>	<b>0</b>	<b>131420.9</b>



Commonwealth of Pennsylvania  
 Department of Environmental Protection  
 Bureau of Waste Management  
 Division of Reporting and Fee Collection

-----  
 Landfill Waste Receipts  
 in Tons (2000 lbs.) of Waste

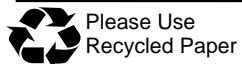
For Year:    Quarter:  
 2015       /    1

Disposal Facility: 101243, BRADFORD COUNTY SANITARY LANDFILL

County/State that Generated Waste	Waste Type:	Municipal	Residual	Sewage Sludge	Processed Medical	Construction	WTE Ash Residue	Asbestos	Total
08 BRADFORD		4890.4	4206.1	101	0	1982.8	0	0	11180.3
41 LYCOMING		0	0	0	0	25.4	0	0	25.4
53 POTTER		0	0	0	0	6.1	0	0	6.1
57 SULLIVAN		470.3	0	0	0	80.8	0	0	551.1
58 SUSQUEHANNA		200.3	0	0	0	12.5	0	0	212.8
59 TIOGA		3075.7	4332.8	241	0	231.4	0	0	7880.9
66 WYOMING		739.6	99.5	0	0	98.7	0	0	937.8
<b>Waste Totals:</b>		<b>9376.3</b>	<b>8638.4</b>	<b>342</b>	<b>0</b>	<b>2437.7</b>	<b>0</b>	<b>0</b>	<b>20794.4</b>

Disposal Facility: 100361, Casella McKean County Landfill

County/State that Generated Waste	Waste Type:	Municipal	Residual	Sewage Sludge	Processed Medical	Construction	WTE Ash Residue	Asbestos	Total
08 BRADFORD		0	131.1	0	0	0	0	0	131.1
12 CAMERON		0	3184.5	0	0	19.5	0	0	3204
16 CLARION		0	0	0	0	10.6	0	0	10.6
24 ELK		1562.5	7582.6	283.9	0	276.2	0	0	9705.2
27 FOREST		5.8	0	0	0	1.8	0	0	7.6
33 JEFFERSON		1075.6	0.6	0	0	8	0	0	1084.2
41 LYCOMING		0	95.6	0	0	0	0	0	95.6
42 MCKEAN		3274.5	8117.8	829.1	0	520.5	436	0	13177.9
53 POTTER		0	367.3	0	0	0	0	0	367.3
58 SUSQUEHANNA		0	72.1	0	0	0	0	0	72.1
59 TIOGA		0	93.3	0	0	0	0	0	93.3
61 VENANGO		0	104.4	0	0	0	0	0	104.4
62 WARREN		0	27.8	52.3	0	87.6	0	0	167.7
MA MASSACHUSETTS		0	250.6	0	0	5.7	0	0	256.3
<b>Waste Totals:</b>		<b>5918.4</b>	<b>20027.7</b>	<b>1165.3</b>	<b>0</b>	<b>929.9</b>	<b>436</b>	<b>0</b>	<b>28477.3</b>



Please Use  
Recycled Paper

Phone: 717-783-9258  
 Printed: 8/21/2015

Also visit our Internet WWW Site at: <http://www.dep.state.pa.us>

DISCLAIMER: While care has been taken in the preparation of this report, there is no warranty or guarantee as to the data, calculation or content accuracy. The Commonwealth reserves the right to update or change any data or presentation format without notice or liability.

Commonwealth of Pennsylvania  
 Department of Environmental Protection  
 Bureau of Waste Management  
 Division of Reporting and Fee Collection

-----  
 Landfill Waste Receipts  
 in Tons (2000 lbs.) of Waste

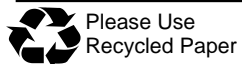
For Year:    Quarter:  
 2015       /       1

Disposal Facility: 100944, CHESTER COUNTY SWA LANCHESTER LANDFILL

County/State that Generated Waste	Waste Type:	Municipal	Residual	Sewage Sludge	Processed Medical	Construction	WTE Ash Residue	Asbestos	Total
06 BERKS		2391.5	144.6	0	0	1185.5	4442.1	0	8163.7
09 BUCKS		0	0	0	0	0	0	0	0
15 CHESTER		46400.3	1131.5	1082.2	0	5451.3	1846	7.8	55919.1
22 DAUPHIN		0	0	0	0	0	0	0	0
23 DELAWARE		9.3	0	0	0	0	0	0	9.3
24 ELK		0	0	0	0	0	0	0	0
36 LANCASTER		67.5	85.3	3.9	0	122.5	0	10.9	290.1
38 LEBANON		0	9.2	0	0	0	0	0	9.2
39 LEHIGH		0	186.7	0	0	0	0	0	186.7
46 MONTGOMERY		1066.3	0	0	0	43.6	0	4.1	1114
54 SCHUYLKILL		2.3	0	0	0	0	0	0	2.3
DE DELAWARE (ST)		0	0	0	0	0	0	0	0
<b>Waste Totals:</b>		<b>49937.2</b>	<b>1557.3</b>	<b>1086.1</b>	<b>0</b>	<b>6802.9</b>	<b>6288.1</b>	<b>22.8</b>	<b>65694.4</b>

Disposal Facility: 100022, CHRIN BROTHERS SANITARY LANDFILL

County/State that Generated Waste	Waste Type:	Municipal	Residual	Sewage Sludge	Processed Medical	Construction	WTE Ash Residue	Asbestos	Total
08 BRADFORD		0	0	0	0	8.3	0	0	8.3
09 BUCKS		805.3	0	0	0	263	0	2.6	1070.9
13 CARBON		91.2	0	0	0	96.5	0	0	187.7
39 LEHIGH		10232.5	238.8	0	0	2354.7	0	12.1	12838.1
45 MONROE		0	0	0	0	15.8	0	2.1	17.9
46 MONTGOMERY		0	0	0	0	5	0	0	5
48 NORTHAMPTON		15084.5	1506.1	1730.7	0	4425.5	0	0	22746.8
52 PIKE		0	0	0	0	20.5	0	0	20.5
64 WAYNE		0	0	0	0	7	0	0	7
NJ NEW JERSEY		3252.6	15.4	0	0	963.7	0	72.1	4303.8
<b>Waste Totals:</b>		<b>29466.1</b>	<b>1760.3</b>	<b>1730.7</b>	<b>0</b>	<b>8160</b>	<b>0</b>	<b>88.9</b>	<b>41206</b>



Please Use  
Recycled Paper

Phone: 717-783-9258  
 Printed: 8/21/2015

Also visit our Internet WWW Site at: <http://www.dep.state.pa.us>

DISCLAIMER: While care has been taken in the preparation of this report, there is no warranty or guarantee as to the data, calculation or content accuracy. The Commonwealth reserves the right to update or change any data or presentation format without notice or liability.

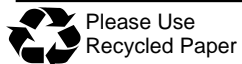
Commonwealth of Pennsylvania  
 Department of Environmental Protection  
 Bureau of Waste Management  
 Division of Reporting and Fee Collection

-----  
 Landfill Waste Receipts  
 in Tons (2000 lbs.) of Waste

For Year:    Quarter:  
 2015       /    1

Disposal Facility: 100955, CLINTON COUNTY SWA WAYNE TOWNSHIP LANDFILL

County/State that Generated Waste	Waste Type:	Municipal	Residual	Sewage Sludge	Processed Medical	Construction	WTE Ash Residue	Asbestos	Total
02 ALLEGHENY		0	0	0	0	0	0	1	1
07 BLAIR		0	0	0	0	426.6	0	6.3	432.9
08 BRADFORD		0	9.2	0	0	47.6	0	0	56.8
10 BUTLER		0	0	0	0	0	0	2.7	2.7
11 CAMBRIA		0	0	0	0	0	0	2.6	2.6
13 CARBON		0	0	0	0	35.8	0	0	35.8
14 CENTRE		576.5	59.5	753.1	0	0	0	44.7	1433.8
17 CLEARFIELD		501.1	0	0	0	1.4	0	0.4	502.9
18 CLINTON		5619.7	1385.8	547.7	0.2	375.1	0	78.6	8007.1
19 COLUMBIA		0	1439.6	0	0	479.1	0	0	1918.7
21 CUMBERLAND		0	0	0	0	0	0	0.8	0.8
24 ELK		0	0	0	0	0	0	1.4	1.4
28 FRANKLIN		0	0	0	0	0	0	0.4	0.4
31 HUNTINGDON		0.9	1.8	0	0	15.1	0	0	17.8
34 JUNIATA		1880.4	681.4	0	0	116.7	0	0	2678.5
40 LUZERNE		0	88.3	0	0	190.9	0	0	279.2
41 LYCOMING		4013.5	9738	113.6	0	1267.9	0	111	15244
42 MCKEAN		0	0	0	0	0	0	0.1	0.1
44 MIFFLIN		4189.2	319	180	0	434.2	0	0	5122.4
47 MONTOUR		17.7	0	0	0	31.5	0	0	49.2
48 NORTHAMPTON		0	0	0	0	0	0	1	1
49 NORTHUMBERLAND		13742.8	140.5	0	0	164	0	0.5	14047.8
50 PERRY		1095	0.3	0	0	45.6	0	0	1140.9
54 SCHUYLKILL		0	1120.5	0	0	238	0	0	1358.5
55 SNYDER		359.7	350.6	0	0	82	0	0	792.3
57 SULLIVAN		0	0	0	0	22	0	0	22
59 TIOGA		11.8	565.2	0	0	0	0	0	577
60 UNION		26	0	0	0	80.3	0	0.1	106.4
65 WESTMORELAND		0	0	0	0	0	0	0.3	0.3
66 WYOMING		0	0.7	0	0	0	0	0	0.7
<b>Waste Totals:</b>		<b>32034.3</b>	<b>15900.4</b>	<b>1594.4</b>	<b>0.2</b>	<b>4053.8</b>	<b>0</b>	<b>251.9</b>	<b>53835</b>



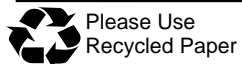
Commonwealth of Pennsylvania  
 Department of Environmental Protection  
 Bureau of Waste Management  
 Division of Reporting and Fee Collection

-----  
 Landfill Waste Receipts  
 in Tons (2000 lbs.) of Waste

For Year:    Quarter:  
 2015       /    1

Disposal Facility: 101615, COMMONWEALTH ENVIRONMENTAL SYSTEMS LANDFILL

County/State that Generated Waste	Waste Type:	Municipal	Residual	Sewage Sludge	Processed Medical	Construction	WTE Ash Residue	Asbestos	Total
06 BERKS		742	279.7	28.2	0	6.4	0	0	1056.3
09 BUCKS		0	480.7	0	0	0	0	0	480.7
13 CARBON		3550.8	0	0	0	15.6	0	0	3566.4
21 CUMBERLAND		59.9	0	0	0	0	0	0	59.9
22 DAUPHIN		0	194.7	0	0	147.7	0	0	342.4
38 LEBANON		0	719.8	0	0	0	0	0	719.8
39 LEHIGH		4393	0	0	0	0	0	0	4393
40 LUZERNE		7524.6	1138.7	729.7	78.1	141.7	0	0	9612.8
46 MONTGOMERY		885.4	0	0	0	0	0	0	885.4
49 NORTHUMBERLAND		56.9	16.8	0	0	5.5	0	0	79.2
54 SCHUYLKILL		22913.8	4631.3	984.2	36.8	559.7	0	0	29125.8
NJ NEW JERSEY		28233.1	578.6	0	0	954.2	0	0	29765.9
NY NEW YORK		11296.4	1513.7	1674	0	0	0	0	14484.1
<b>Waste Totals:</b>		<b>79655.9</b>	<b>9554</b>	<b>3416.1</b>	<b>114.9</b>	<b>1830.8</b>	<b>0</b>	<b>0</b>	<b>94571.7</b>



Please Use  
Recycled Paper

Phone: 717-783-9258  
 Printed: 8/21/2015

Also visit our Internet WWW Site at: <http://www.dep.state.pa.us>

DISCLAIMER: While care has been taken in the preparation of this report, there is no warranty or guarantee as to the data, calculation or content accuracy. The Commonwealth reserves the right to update or change any data or presentation format without notice or liability.

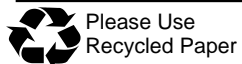
Commonwealth of Pennsylvania  
 Department of Environmental Protection  
 Bureau of Waste Management  
 Division of Reporting and Fee Collection

-----  
 Landfill Waste Receipts  
 in Tons (2000 lbs.) of Waste

For Year:    Quarter:  
 2015       /       1

Disposal Facility: 101509, CONNESTOGA LANDFILL

County/State that Generated Waste	Waste Type:	Municipal	Residual	Sewage Sludge	Processed Medical	Construction	WTE Ash Residue	Asbestos	Total
06 BERKS		20235.6	4717	71.7	3863.4	66.2	0	5.1	28959
09 BUCKS		5.8	166.9	0	0	0	0	16.5	189.2
15 CHESTER		0	1411.8	0	0	0	0	2.3	1414.1
21 CUMBERLAND		0	11.8	0	0	0	0	0	11.8
22 DAUPHIN		0	7.9	0	0	0	0	0	7.9
23 DELAWARE		48.9	1779.2	406.9	0	192.5	6.8	427.2	2861.5
36 LANCASTER		0	713.3	0	0	0	0	4	717.3
38 LEBANON		0.1	0	0	0	0	0	0	0.1
39 LEHIGH		526.4	301.4	0	0	0	0	27.6	855.4
46 MONTGOMERY		19216	15025.9	0	0	211.1	0	61.1	34514.1
48 NORTHAMPTON		0	3.6	0	0	0	0	0	3.6
51 PHILADELPHIA		19953.9	6038.2	0	52.5	2746	0	111.5	28902.1
52 PIKE		0	772.3	0	0	0	0	0	772.3
DE DELAWARE (ST)		0	3.6	0	0	0	0	58	61.6
MA MASSACHUSETTS		0	4.6	0	0	0	0	0	4.6
MD MARYLAND		0	45.8	0	0	0	0	0	45.8
ME MAINE		0	2.3	0	0	0	0	0	2.3
NH NEW HAMPSHIRE		0	2.3	0	0	0	0	0	2.3
NJ NEW JERSEY		46624.6	3068.3	0	0	2117.6	0	81.7	51892.2
NY NEW YORK		0	864.4	0	0	0	36.6	0	901
RI RHODE ISLAND		0	0	0	86.2	0	0	0	86.2
<b>Waste Totals:</b>		<b>106611.3</b>	<b>34940.6</b>	<b>478.6</b>	<b>4002.1</b>	<b>5333.4</b>	<b>43.4</b>	<b>795</b>	<b>152204.4</b>



Please Use  
Recycled Paper

Phone: 717-783-9258  
 Printed: 8/21/2015

Also visit our Internet WWW Site at: <http://www.dep.state.pa.us>

DISCLAIMER: While care has been taken in the preparation of this report, there is no warranty or guarantee as to the data, calculation or content accuracy. The Commonwealth reserves the right to update or change any data or presentation format without notice or liability.



Commonwealth of Pennsylvania  
 Department of Environmental Protection  
 Bureau of Waste Management  
 Division of Reporting and Fee Collection

-----  
 Landfill Waste Receipts  
 in Tons (2000 lbs.) of Waste

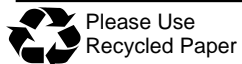
For Year: 2015    Quarter: 1

Disposal Facility: 400593, COVANTA DELAWARE VALLEY

County/State that Generated Waste	Waste Type:	Municipal	Residual	Sewage Sludge	Processed Medical	Construction	WTE Ash Residue	Asbestos	Total
23 DELAWARE		78078.8	375.2	0	0	0	0	0	78454
39 LEHIGH		0	250.7	0	0	0	0	0	250.7
51 PHILADELPHIA		78286.6	1268.5	0	0	0	0	0	79555.1
67 YORK		0	12.5	0	0	0	0	0	12.5
CT CONNECTICUT		87.1	0	0	0	0	0	0	87.1
DE DELAWARE (ST)		4257.2	3160.2	0	0	0	0	0	7417.4
MD MARYLAND		5751.1	13.2	0	0	0	0	0	5764.3
NC NORTH CAROLINA		0	15.6	0	0	0	0	0	15.6
NJ NEW JERSEY		58329.4	3806.4	0	0	0	0	0	62135.8
NY NEW YORK		47012.2	13.2	0	0	0	0	0	47025.4
PR PUERTO RICO		0	311.4	0	0	0	0	0	311.4
VA VIRGINIA		627.1	64	0	0	0	0	0	691.1
<b>Waste Totals:</b>		<b>272429.5</b>	<b>9290.9</b>	<b>0</b>	<b>0</b>	<b>0</b>	<b>0</b>	<b>0</b>	<b>281720.4</b>

Disposal Facility: 400558, COVANTA PLYMOUTH RENEWABLE ENERGY

County/State that Generated Waste	Waste Type:	Municipal	Residual	Sewage Sludge	Processed Medical	Construction	WTE Ash Residue	Asbestos	Total
06 BERKS		203.7	19.3	0	0	0	0	0	223
09 BUCKS		8254.4	602	0	0	0	0	0	8856.4
15 CHESTER		42.9	227.9	0	0	0	0	0	270.8
23 DELAWARE		3032.5	21.4	0	0	0	0	0	3053.9
39 LEHIGH		913.6	1045.4	0	0	0	0	0	1959
46 MONTGOMERY		71536.1	2001.4	0	0	0	0	0	73537.5
51 PHILADELPHIA		7088.3	18.7	0	0	0	0	0	7107
NJ NEW JERSEY		616.1	0	0	0	0	0	0	616.1
NY NEW YORK		955.7	0	0	0	0	0	0	955.7
<b>Waste Totals:</b>		<b>92643.3</b>	<b>3936.1</b>	<b>0</b>	<b>0</b>	<b>0</b>	<b>0</b>	<b>0</b>	<b>96579.4</b>



Please Use  
Recycled Paper

Phone: 717-783-9258  
 Printed: 8/21/2015

Also visit our Internet WWW Site at: <http://www.dep.state.pa.us>

DISCLAIMER: While care has been taken in the preparation of this report, there is no warranty or guarantee as to the data, calculation or content accuracy. The Commonwealth reserves the right to update or change any data or presentation format without notice or liability.

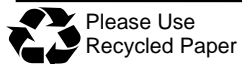
Commonwealth of Pennsylvania  
 Department of Environmental Protection  
 Bureau of Waste Management  
 Division of Reporting and Fee Collection

-----  
 Landfill Waste Receipts  
 in Tons (2000 lbs.) of Waste

For Year:    Quarter:  
 2015       /       1

Disposal Facility: 100945, CUMBERLAND COUNTY LANDFILL

County/State that Generated Waste	Waste Type:	Municipal	Residual	Sewage Sludge	Processed Medical	Construction	WTE Ash Residue	Asbestos	Total
01 ADAMS		1309.3	206.3	0	0	2.6	0	0	1518.2
06 BERKS		19.9	42.2	0	0	44.3	0	0	106.4
07 BLAIR		4.1	35.2	0	0	0	0	0	39.3
09 BUCKS		0	13.3	39.2	0	0	0	0	52.5
15 CHESTER		0	2906.8	0	0	0	0	0	2906.8
21 CUMBERLAND		7963.1	4365.5	509.9	0	11209.4	0	41.9	24089.8
22 DAUPHIN		0	21766.4	99.8	0	20.6	0	54.6	21941.4
23 DELAWARE		7.9	0	710.3	0	0	0	0	718.2
28 FRANKLIN		1074.7	49.9	0	0	297.6	0	9.5	1431.7
29 FULTON		0	0	0	0	1.7	0	0	1.7
31 HUNTINGDON		8.9	208.8	0	0	0	0	0	217.7
34 JUNIATA		0	0	0	0	30.4	0	0	30.4
36 LANCASTER		0	0	45.9	0	0	0	3.6	49.5
38 LEBANON		0	2504.8	0	0	0	0	0	2504.8
39 LEHIGH		7414.8	0	0	0	0	0	0	7414.8
44 MIFFLIN		0	0	0	0	0	0	2.1	2.1
46 MONTGOMERY		0	15.7	0	0	0	0	0	15.7
48 NORTHAMPTON		4000.5	0	0	0	0	0	0	4000.5
50 PERRY		601.4	0	167.1	0	237.7	0	0	1006.2
51 PHILADELPHIA		0	24.4	0	0	0	0	0	24.4
59 TIOGA		0	122.6	0	0	0	0	0	122.6
67 YORK		0	7708	266.2	0	10.7	0	0	7984.9
CT CONNECTICUT		0	91.1	0	0	0	0	0	91.1
MD MARYLAND		15103.2	2171.9	2491	0	15.7	0	120.5	19902.3
MT MONTANA		1.3	0	0	0	0	0	0	1.3
NJ NEW JERSEY		51620.5	5743.2	0	0	0	0	107.8	57471.5
NY NEW YORK		0.6	60.1	4656.9	0	0	0	206.3	4923.9
<b>Waste Totals:</b>		<b>89130.2</b>	<b>48036.2</b>	<b>8986.3</b>	<b>0</b>	<b>11870.7</b>	<b>0</b>	<b>546.3</b>	<b>158569.7</b>



Commonwealth of Pennsylvania  
 Department of Environmental Protection  
 Bureau of Waste Management  
 Division of Reporting and Fee Collection

-----  
 Landfill Waste Receipts  
 in Tons (2000 lbs.) of Waste

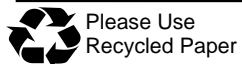
For Year:    Quarter:  
 2015       /       1

Disposal Facility: 100345, DELAWARE COUNTY SWA ROLLING HILLS LANDFILL

County/State that Generated Waste	Waste Type:	Municipal	Residual	Sewage Sludge	Processed Medical	Construction	WTE Ash Residue	Asbestos	Total
06 BERKS		8175.7	10326.2	52.9	0	9.4	1741.2	24.1	20329.5
15 CHESTER		1054.2	0	0	0	3.7	0	0	1057.9
23 DELAWARE		85.5	0	0	0	0	88272.1	0	88357.6
46 MONTGOMERY		2446.9	410	0	0	0	25213	0	28069.9
NJ NEW JERSEY		0	586.4	0	0	20071.4	13201	0	33858.8
<b>Waste Totals:</b>		<b>11762.3</b>	<b>11322.6</b>	<b>52.9</b>	<b>0</b>	<b>20084.5</b>	<b>128427.3</b>	<b>24.1</b>	<b>171673.7</b>

Disposal Facility: 100434, EVERGREEN LANDFILL

County/State that Generated Waste	Waste Type:	Municipal	Residual	Sewage Sludge	Processed Medical	Construction	WTE Ash Residue	Asbestos	Total
02 ALLEGHENY		0	33.9	0	0	0	0	0	33.9
03 ARMSTRONG		2797.8	403.8	0	0	162.2	0	0	3363.8
10 BUTLER		0	23.7	0	0	0	0	0	23.7
11 CAMBRIA		32.4	22.2	0	0	34.1	0	0	88.7
16 CLARION		0	0	0	0	5	0	0	5
26 FAYETTE		3.6	0	0	0	0	0	0	3.6
32 INDIANA		8032.2	1495.4	678.4	0	1528.4	0	0	11734.4
33 JEFFERSON		310.1	296.6	225.8	0	18.6	0	0	851.1
65 WESTMORELAND		3908.6	878.2	0	0	256.1	0	0	5042.9
<b>Waste Totals:</b>		<b>15084.7</b>	<b>3153.8</b>	<b>904.2</b>	<b>0</b>	<b>2004.4</b>	<b>0</b>	<b>0</b>	<b>21147.1</b>



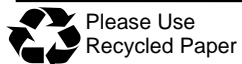
Commonwealth of Pennsylvania  
 Department of Environmental Protection  
 Bureau of Waste Management  
 Division of Reporting and Fee Collection

-----  
 Landfill Waste Receipts  
 in Tons (2000 lbs.) of Waste

For Year:    Quarter:  
 2015       /       1

Disposal Facility: 101680, G.R.O.W.S. NORTH

County/State that Generated Waste	Waste Type:	Municipal	Residual	Sewage Sludge	Processed Medical	Construction	WTE Ash Residue	Asbestos	Total
06 BERKS		1.1	64.4	0	0	0	0	0	65.5
09 BUCKS		4899	11842.7	2677	7.4	693.3	127.6	0	20247
13 CARBON		0.4	0	0	0	0	0	0	0.4
15 CHESTER		0	8.9	0	0	0	0	0	8.9
21 CUMBERLAND		4.8	0	0	0	0	0	0	4.8
23 DELAWARE		6180.2	48.1	412.2	16.6	0.6	0	0	6657.7
39 LEHIGH		18.4	0	0	0	0	0	0	18.4
45 MONROE		0	2.6	0	0	0	0	0	2.6
46 MONTGOMERY		4659.1	807.5	930.1	5.7	1.4	0	0	6403.8
48 NORTHAMPTON		0.1	0	0	0	0	0	0	0.1
51 PHILADELPHIA		43339.7	1052.7	1422.8	24.2	366.8	0	0	46206.2
CT CONNECTICUT		0	340.3	0	0	0	0	0	340.3
DE DELAWARE (ST)		0	2314.8	0	0	0	0	2.7	2317.5
NJ NEW JERSEY		58925.4	13966.9	8758.4	0	33670.7	5427.7	0	120749.1
NY NEW YORK		134381.6	732.9	7397.1	3.7	4498.5	12.9	0	147026.7
RI RHODE ISLAND		0	167.4	0	0	0	0	0	167.4
<b>Waste Totals:</b>		<b>252409.8</b>	<b>31349.2</b>	<b>21597.6</b>	<b>57.6</b>	<b>39231.3</b>	<b>5568.2</b>	<b>2.7</b>	<b>350216.4</b>



Please Use  
Recycled Paper

Phone: 717-783-9258  
 Printed: 8/21/2015

Also visit our Internet WWW Site at: <http://www.dep.state.pa.us>

DISCLAIMER: While care has been taken in the preparation of this report, there is no warranty or guarantee as to the data, calculation or content accuracy. The Commonwealth reserves the right to update or change any data or presentation format without notice or liability.

Commonwealth of Pennsylvania  
 Department of Environmental Protection  
 Bureau of Waste Management  
 Division of Reporting and Fee Collection

-----  
 Landfill Waste Receipts  
 in Tons (2000 lbs.) of Waste

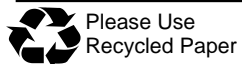
For Year:    Quarter:  
 2015       /       1

Disposal Facility: 100265, GRAND CENTRAL SANITARY LANDFILL INC

County/State that Generated Waste	Waste Type:	Municipal	Residual	Sewage Sludge	Processed Medical	Construction	WTE Ash Residue	Asbestos	Total
06 BERKS		1021.1	0	3.8	0	4.3	0	0	1029.2
09 BUCKS		1885.1	102.2	0	40.2	0	0	0	2027.5
13 CARBON		1494.5	25.7	190.5	0	162.8	0	0	1873.5
39 LEHIGH		23770	422.9	323.7	180.5	77.6	0	0	24774.7
40 LUZERNE		1.8	0	0	0	0	0	0	1.8
45 MONROE		17393.1	744.4	457.2	1430.4	2876.6	0	0	22901.7
46 MONTGOMERY		1260.1	0	9.3	152.3	0	0	0	1421.7
48 NORTHAMPTON		19650.3	1462.4	1770.6	322.3	1348.6	0	0	24554.2
51 PHILADELPHIA		0	1.3	0	0	0	0	0	1.3
52 PIKE		463.7	0	0	0	6.8	0	0	470.5
54 SCHUYLKILL		0	9.8	0	0	0	0	0	9.8
64 WAYNE		2.5	0	0	0	0	0	0	2.5
NJ NEW JERSEY		19949.2	212.7	126.2	5.2	1404.5	24011.6	113.1	45822.5
NY NEW YORK		9569.7	13.6	6127.3	136.7	1.1	0	0	15848.4
<b>Waste Totals:</b>		<b>96461.1</b>	<b>2995</b>	<b>9008.6</b>	<b>2267.6</b>	<b>5882.3</b>	<b>24011.6</b>	<b>113.1</b>	<b>140739.3</b>

Disposal Facility: 101544, GREATER LEBANON REFUSE AUTHORITY LANDFILL

County/State that Generated Waste	Waste Type:	Municipal	Residual	Sewage Sludge	Processed Medical	Construction	WTE Ash Residue	Asbestos	Total
38 LEBANON		16808.9	6066.9	593.7	0	2348.8	0	0	25818.3
<b>Waste Totals:</b>		<b>16808.9</b>	<b>6066.9</b>	<b>593.7</b>	<b>0</b>	<b>2348.8</b>	<b>0</b>	<b>0</b>	<b>25818.3</b>



Please Use  
Recycled Paper

Phone: 717-783-9258  
 Printed: 8/21/2015

Also visit our Internet WWW Site at: <http://www.dep.state.pa.us>

DISCLAIMER: While care has been taken in the preparation of this report, there is no warranty or guarantee as to the data, calculation or content accuracy. The Commonwealth reserves the right to update or change any data or presentation format without notice or liability.

Commonwealth of Pennsylvania  
 Department of Environmental Protection  
 Bureau of Waste Management  
 Division of Reporting and Fee Collection

-----  
 Landfill Waste Receipts  
 in Tons (2000 lbs.) of Waste

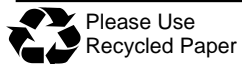
For Year:   Quarter:  
 2015     /     1

Disposal Facility: 100281, GREENRIDGE RECLAMATION LANDFILL

County/State that Generated Waste	Waste Type:	Municipal	Residual	Sewage Sludge	Processed Medical	Construction	WTE Ash Residue	Asbestos	Total
02 ALLEGHENY		16509.5	3394.3	1408.1	0	427.2	0	4.3	21743.4
03 ARMSTRONG		3.4	16.7	0	0	0	0	0	20.1
10 BUTLER		0	10.9	45.4	0	0	0	0	56.3
26 FAYETTE		835.9	122.1	99.9	0	210.4	0	0	1268.3
32 INDIANA		12.5	0	0	0	10.6	0	0	23.1
56 SOMERSET		498.8	0	0	0	26.1	0	0	524.9
63 WASHINGTON		476.2	32.9	258.6	0	41.5	0	0	809.2
65 WESTMORELAND		12659.2	9340.2	3467.3	0	2698.5	0	43.9	28209.1
MD MARYLAND		0	0	0	0	0	0	0.4	0.4
WV WEST VIRGINIA		0	4115.1	0	524.3	0	0	0	4639.4
<b>Waste Totals:</b>		<b>30995.5</b>	<b>17032.2</b>	<b>5279.3</b>	<b>524.3</b>	<b>3414.3</b>	<b>0</b>	<b>48.6</b>	<b>57294.2</b>

Disposal Facility: 100758, HARRISBURG MATERIALS ENERGY RECYCLING & RECOVERY FACILITY

County/State that Generated Waste	Waste Type:	Municipal	Residual	Sewage Sludge	Processed Medical	Construction	WTE Ash Residue	Asbestos	Total
04 BEAVER		0	12.6	0	0	0	0	0	12.6
06 BERKS		1505.6	0	0	0	0	0	0	1505.6
18 CLINTON		0	121.1	0	0	0	0	0	121.1
19 COLUMBIA		52.7	0	0	0	0	0	0	52.7
21 CUMBERLAND		4377.1	130.6	0	0	539.4	0	0	5047.1
22 DAUPHIN		34986.3	999	0	0	950	0	0	36935.3
28 FRANKLIN		2.6	119.8	0	0	0	0	0	122.4
36 LANCASTER		204.6	0	0	0	0	0	0	204.6
40 LUZERNE		0	62.1	0	0	0	0	0	62.1
41 LYCOMING		0	15.1	0	0	0	0	0	15.1
49 NORTHUMBERLAND		549.3	0	0	0	0	0	0	549.3
50 PERRY		400.6	0	0	0	0.5	0	0	401.1
54 SCHUYLKILL		188.4	42.7	0	0	0	0	0	231.1
67 YORK		0	0.8	0	0	0	0	0	0.8
NJ NEW JERSEY		16550.1	0	0	0	0	0	0	16550.1
<b>Waste Totals:</b>		<b>58817.3</b>	<b>1503.8</b>	<b>0</b>	<b>0</b>	<b>1489.9</b>	<b>0</b>	<b>0</b>	<b>61811</b>



Please Use  
Recycled Paper

Phone: 717-783-9258  
 Printed: 8/21/2015

Also visit our Internet WWW Site at: <http://www.dep.state.pa.us>

DISCLAIMER: While care has been taken in the preparation of this report, there is no warranty or guarantee as to the data, calculation or content accuracy. The Commonwealth reserves the right to update or change any data or presentation format without notice or liability.

Commonwealth of Pennsylvania  
 Department of Environmental Protection  
 Bureau of Waste Management  
 Division of Reporting and Fee Collection

-----  
 Landfill Waste Receipts  
 in Tons (2000 lbs.) of Waste

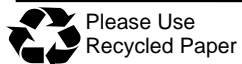
For Year:   Quarter:  
 2015     /     1

Disposal Facility: 100020, IESI PA BETHLEHEM LANDFILL CORP.

County/State that Generated Waste	Waste Type:	Municipal	Residual	Sewage Sludge	Processed Medical	Construction	WTE Ash Residue	Asbestos	Total
06 BERKS		1.2	0	0	0	0	0	0	1.2
09 BUCKS		2563	303.9	0	0	114.3	0	0	2981.2
23 DELAWARE		0	0	0	0	119.3	0	3.1	122.4
39 LEHIGH		3373.9	539.8	0	0	327.6	0	0	4241.3
40 LUZERNE		0	0	0	0	1438.8	0	0	1438.8
46 MONTGOMERY		0	308.1	0	0	27.3	0	0	335.4
48 NORTHAMPTON		16245.5	454.3	0	0	581.7	0	0	17281.5
CT CONNECTICUT		0	0	0	0	42.3	0	0	42.3
DE DELAWARE (ST)		0	0	0	0	4.9	0	0	4.9
NJ NEW JERSEY		6574.9	846.2	0	0	6795.1	0	159.5	14375.7
NY NEW YORK		28480.2	0	0	0	5943.6	0	85.7	34509.5
<b>Waste Totals:</b>		<b>57238.7</b>	<b>2452.3</b>	<b>0</b>	<b>0</b>	<b>15394.9</b>	<b>0</b>	<b>248.3</b>	<b>75334.2</b>

Disposal Facility: 100934, IESI PA BLUE RIDGE LANDFILL CORP

County/State that Generated Waste	Waste Type:	Municipal	Residual	Sewage Sludge	Processed Medical	Construction	WTE Ash Residue	Asbestos	Total
01 ADAMS		4667.9	76.9	0	0	1741	0	0	6485.8
21 CUMBERLAND		2643.5	94.1	648	0	493.2	0	0	3878.8
22 DAUPHIN		2.6	0	0	0	83.5	0	0	86.1
23 DELAWARE		0	0	17.1	0	220.4	0	0	237.5
28 FRANKLIN		15669.5	5197.8	3217.8	0	1969.3	0	0	26054.4
29 FULTON		10.7	0	0	0	0	0	0	10.7
50 PERRY		7.5	0	0	0	0	0	0	7.5
67 YORK		0	0	0	0	84.4	0	0	84.4
DC DISRICT OF COLUMBIA		33355.9	286.4	0	0	0	0	0	33642.3
DE DELAWARE (ST)		0	1185.8	0	0	20.8	0	0	1206.6
MD MARYLAND		27005.3	74.2	1145.2	0	172	0	0	28396.7
NJ NEW JERSEY		0	0	0	0	9	0	12.6	21.6
NY NEW YORK		19749.7	639.3	96.1	0	0	0	0	20485.1
WV WEST VIRGINIA		3898.2	0	0	0	72.3	0	0	3970.5
<b>Waste Totals:</b>		<b>107010.8</b>	<b>7554.5</b>	<b>5124.2</b>	<b>0</b>	<b>4865.9</b>	<b>0</b>	<b>12.6</b>	<b>124568</b>



Commonwealth of Pennsylvania  
 Department of Environmental Protection  
 Bureau of Waste Management  
 Division of Reporting and Fee Collection

Landfill Waste Receipts  
 in Tons (2000 lbs.) of Waste

For Year: 2015    Quarter: 1

Disposal Facility: 100620, IMPERIAL LANDFILL

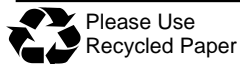
County/State that Generated Waste	Waste Type:	Municipal	Residual	Sewage Sludge	Processed Medical	Construction	WTE Ash Residue	Asbestos	Total
02 ALLEGHENY		62065.7	12994.3	9373.2	0	10242.6	1403	1232.4	97311.2
04 BEAVER		1605.1	1425.7	0.9	0	78.2	0	7.5	3117.4
10 BUTLER		939.4	62.1	0	0	108	0	47	1156.5
26 FAYETTE		70.1	15	0	0	0	0	0	85.1
30 GREENE		0	421.1	0	0	0	0	0	421.1
56 SOMERSET		0	0	0	0	11.2	0	0	11.2
63 WASHINGTON		5484.6	3665.5	143.1	0	912.2	0	16.5	10221.9
65 WESTMORELAND		0	201.3	0	0	0	0	15.7	217
NY NEW YORK		0	376.8	0	0	0	0	0	376.8
OH OHIO		163.9	402.3	124.2	0	3.3	0	28.1	721.8
WV WEST VIRGINIA		1916.8	0	30.9	0	2.7	0	110.8	2061.2
<b>Waste Totals:</b>		<b>72245.6</b>	<b>19564.1</b>	<b>9672.3</b>	<b>0</b>	<b>11358.2</b>	<b>1403</b>	<b>1458</b>	<b>115701.2</b>

Disposal Facility: 101439, JOSEPH J BRUNNER INC LANDFILL

County/State that Generated Waste	Waste Type:	Municipal	Residual	Sewage Sludge	Processed Medical	Construction	WTE Ash Residue	Asbestos	Total
02 ALLEGHENY		3641.8	13.4	212.9	0	0	0	0	3868.1
04 BEAVER		5246.2	1322.1	1777.2	0	0	0	0	8345.5
10 BUTLER		989.8	10.8	736.8	0	0	0	0	1737.4
37 LAWRENCE		65.5	0	36.6	0	0	0	0	102.1
<b>Waste Totals:</b>		<b>9943.3</b>	<b>1346.3</b>	<b>2763.5</b>	<b>0</b>	<b>0</b>	<b>0</b>	<b>0</b>	<b>14053.1</b>

Disposal Facility: 100663, KELLY RUN SANITATION INC LANDFILL

County/State that Generated Waste	Waste Type:	Municipal	Residual	Sewage Sludge	Processed Medical	Construction	WTE Ash Residue	Asbestos	Total
02 ALLEGHENY		7849.4	4346.9	68.9	0	1651.1	0	0	13916.3
10 BUTLER		0	219.5	0	0	0	0	0	219.5
26 FAYETTE		583.3	532.7	363.5	0	312.7	0	0	1792.2
30 GREENE		72.8	1117.5	0	0	2.7	0	0	1193
63 WASHINGTON		1427.5	8855.8	109.4	0	138.1	0	0	10530.8
65 WESTMORELAND		1307.6	3243.4	0	0	27.8	0	0	4578.8
WV WEST VIRGINIA		0	40.6	0	0	0	0	0	40.6
<b>Waste Totals:</b>		<b>11240.6</b>	<b>18356.4</b>	<b>541.8</b>	<b>0</b>	<b>2132.4</b>	<b>0</b>	<b>0</b>	<b>32271.2</b>



Please Use  
Recycled Paper

Phone: 717-783-9258  
 Printed: 8/21/2015

Also visit our Internet WWW Site at: <http://www.dep.state.pa.us>

DISCLAIMER: While care has been taken in the preparation of this report, there is no warranty or guarantee as to the data, calculation or content accuracy. The Commonwealth reserves the right to update or change any data or presentation format without notice or liability.



Commonwealth of Pennsylvania  
 Department of Environmental Protection  
 Bureau of Waste Management  
 Division of Reporting and Fee Collection

Landfill Waste Receipts  
 in Tons (2000 lbs.) of Waste

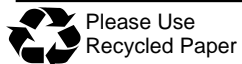
For Year: 2015    Quarter: 1

Disposal Facility: 101247, KEYSTONE SANITARY LANDFILL

County/State that Generated Waste	Waste Type:	Municipal	Residual	Sewage Sludge	Processed Medical	Construction	WTE Ash Residue	Asbestos	Total
08 BRADFORD		0	6034.2	0	0	0	0	0	6034.2
13 CARBON		53.2	0	0	0	0	0	0	53.2
35 LACKAWANNA		32756.7	1777.7	6321.6	0	2687.7	0	6.3	43550
39 LEHIGH		805.4	0	0	0	0	0	0	805.4
40 LUZERNE		19014.2	1497.3	2649.5	0	1843.7	0	6.6	25011.3
41 LYCOMING		0	3418.7	0	0	0	0	0	3418.7
45 MONROE		3419.5	404	223.2	0	46.7	0	0	4093.4
46 MONTGOMERY		46.5	0	0	0	0	0	0	46.5
48 NORTHAMPTON		0	0	226	0	0	0	0	226
52 PIKE		2834.3	66.5	263.8	0	68.8	0	0	3233.4
57 SULLIVAN		0	1	0	0	19.9	0	0	20.9
58 SUSQUEHANNA		2631.2	70667.7	0	0	551.9	0	0	73850.8
59 TIOGA		0	0.4	0	0	0	0	0	0.4
64 WAYNE		375.4	0	288.8	0	37	0	0	701.2
66 WYOMING		819.1	27	122.4	0	184.6	0	0	1153.1
CT CONNECTICUT		396	0	0	0	0	0	0	396
NJ NEW JERSEY		91414.8	526.1	0	0	8.9	0	0	91949.8
NY NEW YORK		158063.1	1703.3	0	0	110.1	0	0	159876.5
<b>Waste Totals:</b>		<b>312629.4</b>	<b>86123.9</b>	<b>10095.3</b>	<b>0</b>	<b>5559.3</b>	<b>0</b>	<b>12.9</b>	<b>414420.8</b>

Disposal Facility: 100329, LAKE VIEW LANDFILL

County/State that Generated Waste	Waste Type:	Municipal	Residual	Sewage Sludge	Processed Medical	Construction	WTE Ash Residue	Asbestos	Total
10 BUTLER		0	0.4	0	0	0	0	0	0.4
20 CRAWFORD		2005.9	937.4	9.6	0	60.7	0	0	3013.6
25 ERIE		27867.1	6162	3581.2	0	1953.6	585.3	52.6	40201.8
43 MERCER		5074.5	10.1	0	0	0	0	0	5084.6
61 VENANGO		0	1397.3	0	0	0	0	0	1397.3
62 WARREN		0	21.9	0	0	0	0	19.9	41.8
NY NEW YORK		0	0	0	0	9.7	0	0	9.7
OH OHIO		7.5	0	0	0	0	0	0	7.5
<b>Waste Totals:</b>		<b>34955</b>	<b>8529.1</b>	<b>3590.8</b>	<b>0</b>	<b>2024</b>	<b>585.3</b>	<b>72.5</b>	<b>49756.7</b>



Commonwealth of Pennsylvania  
 Department of Environmental Protection  
 Bureau of Waste Management  
 Division of Reporting and Fee Collection

-----  
 Landfill Waste Receipts  
 in Tons (2000 lbs.) of Waste

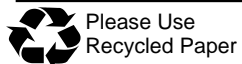
For Year:    Quarter:  
 2015       /       1

Disposal Facility: 101534, LAUREL HIGHLANDS LANDFILL INC

County/State that Generated Waste	Waste Type:	Municipal	Residual	Sewage Sludge	Processed Medical	Construction	WTE Ash Residue	Asbestos	Total
05 BEDFORD		0	0	0	0	3.7	0	0	3.7
07 BLAIR		7112	2139.8	539.5	0	335.9	0	0	10127.2
11 CAMBRIA		6962	77.8	1165.9	0	564.2	35.5	0	8805.4
17 CLEARFIELD		0	0	45.2	0	0	0	0	45.2
31 HUNTINGDON		0	221.4	0	0	0	0	0	221.4
32 INDIANA		183.5	0	0	0	100.3	0	0	283.8
33 JEFFERSON		14	62.3	0	0	25.2	0	0	101.5
34 JUNIATA		60.6	45	0	0	0	0	0	105.6
44 MIFFLIN		142.7	0	0	0	0	0	0	142.7
56 SOMERSET		9.1	0	0	0	0	0	0	9.1
65 WESTMORELAND		96.2	194.9	0	0	0	0	0	291.1
<b>Waste Totals:</b>		<b>14580.1</b>	<b>2741.2</b>	<b>1750.6</b>	<b>0</b>	<b>1029.3</b>	<b>35.5</b>	<b>0</b>	<b>20136.7</b>

Disposal Facility: 101389, LCSWMA FREY FARM LANDFILL

County/State that Generated Waste	Waste Type:	Municipal	Residual	Sewage Sludge	Processed Medical	Construction	WTE Ash Residue	Asbestos	Total
06 BERKS		0	0	0	0	14.3	0	0	14.3
15 CHESTER		0	0	0	0	2.7	0	0	2.7
21 CUMBERLAND		0	40.7	0	0	0	0	0	40.7
22 DAUPHIN		18.4	2.5	0	0	1993.3	17666.8	0	19681
36 LANCASTER		3068.7	17754.1	5810.3	165.5	13816.8	22219.8	10.2	62845.4
38 LEBANON		0	402.4	0	0	0	0	0	402.4
66 WYOMING		0	20.7	0	0	0	0	0	20.7
67 YORK		0	2298.1	0	0	107.1	0	0	2405.2
DE DELAWARE (ST)		0	22.8	0	0	0	0	0	22.8
<b>Waste Totals:</b>		<b>3087.1</b>	<b>20541.3</b>	<b>5810.3</b>	<b>165.5</b>	<b>15934.2</b>	<b>39886.6</b>	<b>10.2</b>	<b>85435.2</b>



Please Use  
Recycled Paper

Phone: 717-783-9258  
 Printed: 8/21/2015

Also visit our Internet WWW Site at: <http://www.dep.state.pa.us>

DISCLAIMER: While care has been taken in the preparation of this report, there is no warranty or guarantee as to the data, calculation or content accuracy. The Commonwealth reserves the right to update or change any data or presentation format without notice or liability.

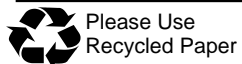
Commonwealth of Pennsylvania  
 Department of Environmental Protection  
 Bureau of Waste Management  
 Division of Reporting and Fee Collection

-----  
 Landfill Waste Receipts  
 in Tons (2000 lbs.) of Waste

For Year:    Quarter:  
 2015       /       1

Disposal Facility: 400592, LCSWMA RESOURCE RECOVERY FACILITY

County/State that Generated Waste	Waste Type:	Municipal	Residual	Sewage Sludge	Processed Medical	Construction	WTE Ash Residue	Asbestos	Total
06 BERKS		4323.3	172.5	0	0	0	0	0	4495.8
07 BLAIR		0	13.7	0	0	0	0	0	13.7
09 BUCKS		0	562.3	0	0	0	0	0	562.3
11 CAMBRIA		0	20.5	0	0	0	0	0	20.5
13 CARBON		0	9.9	0	0	0	0	0	9.9
14 CENTRE		0	7.3	0	0	0	0	0	7.3
15 CHESTER		0	120.2	0	0	0	0	0	120.2
18 CLINTON		0	1.7	0	0	0	0	0	1.7
21 CUMBERLAND		0	295.9	0	0	0	0	0	295.9
22 DAUPHIN		0	547.3	0	0	0	0	0	547.3
23 DELAWARE		0	2.2	0	0	0	0	0	2.2
36 LANCASTER		67095	7835.4	1532.4	0	60.3	0	0	76523.1
38 LEBANON		0	251.9	0	0	0	0	0	251.9
39 LEHIGH		0	399.9	0	0	0	0	0	399.9
41 LYCOMING		0	63.3	0	0	0	0	0	63.3
45 MONROE		0	118.2	0	0	0	0	0	118.2
46 MONTGOMERY		333.1	206.6	0	0	0	0	0	539.7
47 MONTOUR		0	6	0	0	0	0	0	6
48 NORTHAMPTON		0	40.7	0	0	0	0	0	40.7
49 NORTHUMBERLAND		0	49.8	0	0	0	0	0	49.8
51 PHILADELPHIA		0	22.6	0	0	0	0	0	22.6
54 SCHUYLKILL		0	6	0	0	0	0	0	6
66 WYOMING		0	718	0	0	0	0	0	718
67 YORK		0	38.9	0	0	0	0	0	38.9
DE DELAWARE (ST)		0	154.8	0	0	0	0	0	154.8
FL FLORIDA		0	35.9	0	0	0	0	0	35.9
IL ILLINOIS		0	88.3	0	0	0	0	0	88.3
LA LOUISIANA		0	10.5	0	0	0	0	0	10.5
MD MARYLAND		0	11.1	0	0	0	0	0	11.1
NC NORTH CAROLINA		0	463.2	0	0	0	0	0	463.2
NJ NEW JERSEY		5388.3	339.3	0	0	0	0	0	5727.6
NY NEW YORK		1452.8	107.5	0	0	0	0	0	1560.3
WI WISCONSIN		0	1.6	0	0	0	0	0	1.6
<b>Waste Totals:</b>		<b>78592.5</b>	<b>12723</b>	<b>1532.4</b>	<b>0</b>	<b>60.3</b>	<b>0</b>	<b>0</b>	<b>92908.2</b>



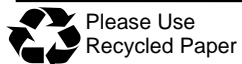
Commonwealth of Pennsylvania  
 Department of Environmental Protection  
 Bureau of Waste Management  
 Division of Reporting and Fee Collection

-----  
 Landfill Waste Receipts  
 in Tons (2000 lbs.) of Waste

For Year:    Quarter:  
 2015       /    1

Disposal Facility: 100963, LYCOMING COUNTY RESOURCE MANAGEMENT SERVICES LANDFILL

County/State that Generated Waste	Waste Type:	Municipal	Residual	Sewage Sludge	Processed Medical	Construction	WTE Ash Residue	Asbestos	Total
18 CLINTON		4.3	328.8	0	0	0	0	0	333.1
19 COLUMBIA		7695.1	3826.4	2319.4	0	1064.5	0	0	14905.4
22 DAUPHIN		0	64	0	0	0	0	8.5	72.5
33 JEFFERSON		0	121.5	0	0	0	0	0	121.5
34 JUNIATA		0	30.9	0	0	0	0	0	30.9
35 LACKAWANNA		0	0	0	0	0	0	28.7	28.7
38 LEBANON		0	33.3	0	0	0	0	0	33.3
40 LUZERNE		34.2	0	0	0	35	0	186.2	255.4
41 LYCOMING		11703	3458	1886.4	159	562.2	0	28.2	17796.8
44 MIFFLIN		0	0	0	0	0.7	0	0	0.7
45 MONROE		0	0	0	0	0	0	11.2	11.2
47 MONTOUR		1907.5	922	4.9	145.4	293.3	0	1.4	3274.5
49 NORTHUMBERLAND		4132.6	2635.2	2098.5	0	339.4	5.7	2.9	9214.3
54 SCHUYLKILL		0	1	20.3	0	3.3	0	73.7	98.3
55 SNYDER		2944	787.9	309.6	0	185.5	7.4	7.1	4241.5
57 SULLIVAN		11.8	0	0	0	0	0	0	11.8
59 TIOGA		1.8	0	0	0	0	0	0	1.8
60 UNION		4722.9	1841.2	896.3	0	585	0	6.8	8052.2
NJ NEW JERSEY		0	0	0	0	0	0	104.6	104.6
<b>Waste Totals:</b>		<b>33157.2</b>	<b>14050.2</b>	<b>7535.4</b>	<b>304.4</b>	<b>3068.9</b>	<b>13.1</b>	<b>459.3</b>	<b>58588.5</b>



Please Use  
Recycled Paper

Phone: 717-783-9258  
 Printed: 8/21/2015

Also visit our Internet WWW Site at: <http://www.dep.state.pa.us>

DISCLAIMER: While care has been taken in the preparation of this report, there is no warranty or guarantee as to the data, calculation or content accuracy. The Commonwealth reserves the right to update or change any data or presentation format without notice or liability.

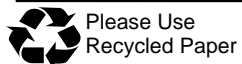
Commonwealth of Pennsylvania  
 Department of Environmental Protection  
 Bureau of Waste Management  
 Division of Reporting and Fee Collection

-----  
 Landfill Waste Receipts  
 in Tons (2000 lbs.) of Waste

For Year:   Quarter:  
 2015     /     1

Disposal Facility: 100113, MODERN LANDFILL

County/State that Generated Waste	Waste Type:	Municipal	Residual	Sewage Sludge	Processed Medical	Construction	WTE Ash Residue	Asbestos	Total
01 ADAMS		0	387.9	37.7	0	0	0	0	425.6
06 BERKS		0	300.3	0	0	0	0	0	300.3
09 BUCKS		0	35	0	0	0	0	0	35
15 CHESTER		0	15.6	283.8	0	0	0	0	299.4
21 CUMBERLAND		8691.1	1031.8	80.7	0	1942.9	0	0	11746.5
22 DAUPHIN		0	1944.1	76	427.5	1672.7	0	69.8	4190.1
23 DELAWARE		0	0	43.3	0	0	0	0	43.3
26 FAYETTE		0	13.3	0	0	0	0	0	13.3
31 HUNTINGDON		0	36.2	0	0	0	0	0	36.2
36 LANCASTER		0	6843.6	43	0	0	0	0	6886.6
38 LEBANON		0	3989.8	0	0	0	0	1.1	3990.9
39 LEHIGH		0	26.2	0	0	0	0	0	26.2
40 LUZERNE		0	101.1	0	0	0	0	0	101.1
46 MONTGOMERY		0	0	0	0	6661	0	64.3	6725.3
48 NORTHAMPTON		0	0	0	0	0	0	13.3	13.3
50 PERRY		0	83.4	0	0	0	0	0	83.4
51 PHILADELPHIA		47262.8	0	0	0	0	0	1.9	47264.7
54 SCHUYLKILL		0	75.3	0	0	0	0	0	75.3
61 VENANGO		0	405.9	0	0	0	0	0	405.9
67 YORK		128.6	36697.4	854.9	0	5509.9	24296.7	55.3	67542.8
CT CONNECTICUT		0	2325.4	0	0	0	0	427.6	2753
DC DISRICT OF COLUMBIA		0	4.9	0	0	0	0	0	4.9
DE DELAWARE (ST)		0	171.4	0	0	0	0	57.8	229.2
MD MARYLAND		2.1	2988.3	3148	3847.6	37.1	0	125	10148.1
NJ NEW JERSEY		6362.4	182.9	0	0	23.3	0	1769.6	8338.2
VA VIRGINIA		0	8	0	0	0	0	0	8
WV WEST VIRGINIA		0	41.2	0	0	0	0	0	41.2
<b>Waste Totals:</b>		<b>62447</b>	<b>57709</b>	<b>4567.4</b>	<b>4275.1</b>	<b>15846.9</b>	<b>24296.7</b>	<b>2585.7</b>	<b>171727.8</b>



Commonwealth of Pennsylvania  
Department of Environmental Protection  
Bureau of Waste Management  
Division of Reporting and Fee Collection

-----  
Landfill Waste Receipts  
in Tons (2000 lbs.) of Waste

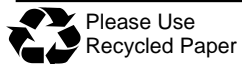
For Year:    Quarter:  
2015       /       1

Disposal Facility: 100594, MONROEVILLE LANDFILL

County/State that Generated Waste	Waste Type:	Municipal	Residual	Sewage Sludge	Processed Medical	Construction	WTE Ash Residue	Asbestos	Total
02 ALLEGHENY		51407.8	26349	677.4	1024.3	7896	60.4	0	87414.9
03 ARMSTRONG		101.5	211.2	0	0	0	0	0	312.7
10 BUTLER		266.5	841.4	0	0	2.6	0	0	1110.5
26 FAYETTE		0	98.6	0	0	0	0	0	98.6
65 WESTMORELAND		1657.2	75.8	0	0	296.5	0	0	2029.5
<b>Waste Totals:</b>		<b>53433</b>	<b>27576</b>	<b>677.4</b>	<b>1024.3</b>	<b>8195.1</b>	<b>60.4</b>	<b>0</b>	<b>90966.2</b>

Disposal Facility: 101571, MOSTOLLER LANDFILL INC

County/State that Generated Waste	Waste Type:	Municipal	Residual	Sewage Sludge	Processed Medical	Construction	WTE Ash Residue	Asbestos	Total
05 BEDFORD		15.8	107.2	74.8	0	4.9	0	0	202.7
07 BLAIR		12345.3	139	0	0	0	0	0	12484.3
11 CAMBRIA		7003.1	254.5	522.6	0	1035.4	0	59	8874.6
26 FAYETTE		0	20.7	0	0	0	0	0	20.7
30 GREENE		0	75.5	0	0	0	0	0	75.5
31 HUNTINGDON		25.3	48	0	0	0	0	0	73.3
32 INDIANA		0	0	0	0	14.7	0	0	14.7
56 SOMERSET		5509.1	161.8	320.6	0	375	0	13.5	6380
65 WESTMORELAND		3166.5	7451.4	0	0	38.4	0	0	10656.3
MD MARYLAND		6359.4	1209.6	0	0	116.1	0	0	7685.1
<b>Waste Totals:</b>		<b>34424.5</b>	<b>9467.7</b>	<b>918</b>	<b>0</b>	<b>1584.5</b>	<b>0</b>	<b>72.5</b>	<b>46467.2</b>



Please Use  
Recycled Paper

Phone: 717-783-9258  
Printed: 8/21/2015

Also visit our Internet WWW Site at: <http://www.dep.state.pa.us>

DISCLAIMER: While care has been taken in the preparation of this report, there is no warranty or guarantee as to the data, calculation or content accuracy. The Commonwealth reserves the right to update or change any data or presentation format without notice or liability.

Commonwealth of Pennsylvania  
 Department of Environmental Protection  
 Bureau of Waste Management  
 Division of Reporting and Fee Collection

-----  
 Landfill Waste Receipts  
 in Tons (2000 lbs.) of Waste

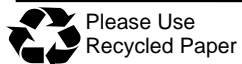
For Year:    Quarter:  
 2015       /       1

Disposal Facility: 101100, MOUNTAIN VIEW RECLAMATION LANDFILL

County/State that Generated Waste	Waste Type:	Municipal	Residual	Sewage Sludge	Processed Medical	Construction	WTE Ash Residue	Asbestos	Total
01 ADAMS		1957.4	555.2	0	0	135	0	0	2647.6
21 CUMBERLAND		3856.8	327	3.6	0	977.9	0	0	5165.3
22 DAUPHIN		0	1700.1	60.7	0	1281.3	0	0	3042.1
28 FRANKLIN		4428.7	1747.1	292.2	0	644.8	0	0	7112.8
29 FULTON		162.1	358.1	0	0	0	0	0	520.2
49 NORTHUMBERLAND		2266	0	0	0	20.2	0	0	2286.2
50 PERRY		262.3	0	0	0	151.9	0	0	414.2
67 YORK		0	0	0	0	296.5	0	0	296.5
MD MARYLAND		32306.5	4146.9	207.8	0	715.5	0	0	37376.7
WV WEST VIRGINIA		4133.9	236.9	0	0	301.7	0	0.8	4673.3
<b>Waste Totals:</b>		<b>49373.7</b>	<b>9071.3</b>	<b>564.3</b>	<b>0</b>	<b>4524.8</b>	<b>0</b>	<b>0.8</b>	<b>63534.9</b>

Disposal Facility: 100585, NORTHWEST SANITARY LANDFILL

County/State that Generated Waste	Waste Type:	Municipal	Residual	Sewage Sludge	Processed Medical	Construction	WTE Ash Residue	Asbestos	Total
02 ALLEGHENY		657.7	18	0	0	25	0	0	700.7
03 ARMSTRONG		1140.6	53	0	0	9.7	0	0	1203.3
04 BEAVER		7.7	0	0	0	4.6	0	0	12.3
10 BUTLER		5353.6	24711.2	0	0	615.5	0	8.9	30689.2
16 CLARION		532	335.4	0	0	6	0	0	873.4
20 CRAWFORD		72.5	49.1	0	0	0	0	0	121.6
25 ERIE		0	4.1	0	0	0	0	0	4.1
37 LAWRENCE		2637.4	11.4	0	0	11.7	0	0	2660.5
43 MERCER		338.1	26.8	0	0	6	0	0	370.9
61 VENANGO		685	665.8	0	0	21.2	0	0	1372
62 WARREN		0	0.3	0	0	0	0	0	0.3
<b>Waste Totals:</b>		<b>11424.6</b>	<b>25875.1</b>	<b>0</b>	<b>0</b>	<b>699.7</b>	<b>0</b>	<b>8.9</b>	<b>38008.3</b>



Please Use  
Recycled Paper

Phone: 717-783-9258  
 Printed: 8/21/2015

Also visit our Internet WWW Site at: <http://www.dep.state.pa.us>

DISCLAIMER: While care has been taken in the preparation of this report, there is no warranty or guarantee as to the data, calculation or content accuracy. The Commonwealth reserves the right to update or change any data or presentation format without notice or liability.

Commonwealth of Pennsylvania  
 Department of Environmental Protection  
 Bureau of Waste Management  
 Division of Reporting and Fee Collection

Landfill Waste Receipts  
 in Tons (2000 lbs.) of Waste

For Year: 2015    Quarter: 1

Disposal Facility: 100346, PIONEER CROSSING LANDFILL

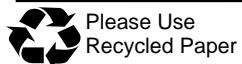
County/State that Generated Waste	Waste Type:	Municipal	Residual	Sewage Sludge	Processed Medical	Construction	WTE Ash Residue	Asbestos	Total
06 BERKS		6035.3	2682.9	480.7	0	106.2	0	0	9305.1
09 BUCKS		1608	16.7	97.3	104.9	0.8	0	0	1827.7
15 CHESTER		428.1	460.8	34.9	0	2.8	0	0	926.6
22 DAUPHIN		0	0	0	0	9.8	0	0	9.8
23 DELAWARE		0	0	0	0	104	0	0	104
36 LANCASTER		292.1	0	0	0	0	0	0	292.1
39 LEHIGH		2907.2	1124.4	0	76.5	0	0	0	4108.1
46 MONTGOMERY		22169.7	2205.6	1342.5	0.4	172.7	39.4	0	25930.3
48 NORTHAMPTON		17.4	434.2	0	817.4	4.6	0	0	1273.6
51 PHILADELPHIA		15.7	100.1	0	573.5	0	0	0	689.3
NJ NEW JERSEY		35.3	330.8	761.7	0	0	0	0	1127.8
NY NEW YORK		137.6	277.9	61.5	66.3	0	0	0	543.3
<b>Waste Totals:</b>		<b>33646.4</b>	<b>7633.4</b>	<b>2778.6</b>	<b>1639</b>	<b>400.9</b>	<b>39.4</b>	<b>0</b>	<b>46137.7</b>

Disposal Facility: 101069, S.E.C.C.R.A. LANDFILL

County/State that Generated Waste	Waste Type:	Municipal	Residual	Sewage Sludge	Processed Medical	Construction	WTE Ash Residue	Asbestos	Total
15 CHESTER		15432.1	728.1	416.7	0	5996.2	0	0	22573.1
<b>Waste Totals:</b>		<b>15432.1</b>	<b>728.1</b>	<b>416.7</b>	<b>0</b>	<b>5996.2</b>	<b>0</b>	<b>0</b>	<b>22573.1</b>

Disposal Facility: 101538, SANDY RUN LANDFILL INC.

County/State that Generated Waste	Waste Type:	Municipal	Residual	Sewage Sludge	Processed Medical	Construction	WTE Ash Residue	Asbestos	Total
05 BEDFORD		7330.5	493.6	46.6	0	38	0	0	7908.7
07 BLAIR		714.9	176.6	0	0	78.6	0	0	970.1
11 CAMBRIA		6.6	0	0	0	0	0	0	6.6
21 CUMBERLAND		0	0	0	0	43.2	0	0	43.2
29 FULTON		534.7	0	0	0	76.7	0	0	611.4
31 HUNTINGDON		5424.3	0	0	0	8	0	0	5432.3
50 PERRY		0	187.5	0	0	0	0	0	187.5
MD MARYLAND		2439.8	0	0	0	0	0	0	2439.8
<b>Waste Totals:</b>		<b>16450.8</b>	<b>857.7</b>	<b>46.6</b>	<b>0</b>	<b>244.5</b>	<b>0</b>	<b>0</b>	<b>17599.6</b>



Please Use  
Recycled Paper

Phone: 717-783-9258  
 Printed: 8/21/2015

Also visit our Internet WWW Site at: <http://www.dep.state.pa.us>

DISCLAIMER: While care has been taken in the preparation of this report, there is no warranty or guarantee as to the data, calculation or content accuracy. The Commonwealth reserves the right to update or change any data or presentation format without notice or liability.



Commonwealth of Pennsylvania  
Department of Environmental Protection  
Bureau of Waste Management  
Division of Reporting and Fee Collection

-----  
Landfill Waste Receipts  
in Tons (2000 lbs.) of Waste

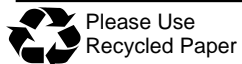
For Year:    Quarter:  
2015       /       1

Disposal Facility: 100403, SENECA LANDFILL INC

County/State that Generated Waste	Waste Type:	Municipal	Residual	Sewage Sludge	Processed Medical	Construction	WTE Ash Residue	Asbestos	Total
02 ALLEGHENY		11056.9	7834.9	1566.7	0	1574.4	0	0	22032.9
03 ARMSTRONG		800.5	83.2	260.4	0	28.5	0	0	1172.6
04 BEAVER		10171.8	177.2	155	0	31.2	0	0	10535.2
10 BUTLER		19071.1	5297.4	1042.4	0	1439	0	0	26849.9
11 CAMBRIA		0	0	0	0	0	0	0	0
16 CLARION		0	28.9	0	0	0	0	0	28.9
20 CRAWFORD		0	0	1406.5	0	0	0	0	1406.5
25 ERIE		0	25.4	0	0	0	0	0	25.4
26 FAYETTE		0	0	0	0	0	0	0	0
27 FOREST		0	0	90.5	0	0	0	0	90.5
32 INDIANA		0	98.3	0	0	0	0	0	98.3
33 JEFFERSON		0	0	0	0	0	0	0	0
37 LAWRENCE		176.4	426.9	0	0	120.3	0	0	723.6
43 MERCER		23538.4	1592.6	61.2	0	2089	0	0	27281.2
60 UNION		0	0	0	0	0	0	0	0
61 VENANGO		18.3	469.1	286.8	0	406.3	0	0	1180.5
63 WASHINGTON		11.8	0	307.3	0	0	0	0	319.1
65 WESTMORELAND		369.4	26.7	481.5	0	43.2	0	0	920.8
OH OHIO		3029.7	0	0	0	0	0	0	3029.7
<b>Waste Totals:</b>		<b>68244.3</b>	<b>16060.6</b>	<b>5658.3</b>	<b>0</b>	<b>5731.9</b>	<b>0</b>	<b>0</b>	<b>95695.1</b>

Disposal Facility: 100592, SOUTH HILLS LANDFILL INC

County/State that Generated Waste	Waste Type:	Municipal	Residual	Sewage Sludge	Processed Medical	Construction	WTE Ash Residue	Asbestos	Total
02 ALLEGHENY		4052.1	4427.5	464.9	0	4231.1	743.8	0	13919.4
10 BUTLER		0	45.1	0	0	0	0	0	45.1
26 FAYETTE		79	2195.4	0	0	28	0	0	2302.4
30 GREENE		0	102	0	0	0	0	0	102
56 SOMERSET		0	86.9	0	0	0	0	0	86.9
63 WASHINGTON		1970.3	659.7	0	0	224.4	0	0	2854.4
65 WESTMORELAND		0	4.6	0	0	5.4	0	0	10
OH OHIO		0	136.1	0	0	0	0	0	136.1
WV WEST VIRGINIA		0	2793.9	0	0	0	0	0	2793.9
<b>Waste Totals:</b>		<b>6101.4</b>	<b>10451.2</b>	<b>464.9</b>	<b>0</b>	<b>4488.9</b>	<b>743.8</b>	<b>0</b>	<b>22250.2</b>



Commonwealth of Pennsylvania  
 Department of Environmental Protection  
 Bureau of Waste Management  
 Division of Reporting and Fee Collection

-----  
 Landfill Waste Receipts  
 in Tons (2000 lbs.) of Waste

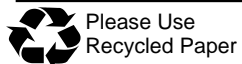
For Year:    Quarter:  
 2015       /       1

Disposal Facility: 100081, SOUTHERN ALLEGHENIES LANDFILL INC

County/State that Generated Waste	Waste Type:	Municipal	Residual	Sewage Sludge	Processed Medical	Construction	WTE Ash Residue	Asbestos	Total
02 ALLEGHENY		0	10.2	0	0	0	0	0	10.2
05 BEDFORD		90.4	73.6	0	0	0	0	44	208
07 BLAIR		139	719.1	0	0	0	0	0	858.1
11 CAMBRIA		5399.8	1393	0	0	528.3	0	0	7321.1
20 CRAWFORD		10.2	0	0	0	0	0	0	10.2
22 DAUPHIN		0	0	0	0	0	0	30.7	30.7
32 INDIANA		12.8	0	0	0	11.5	0	0	24.3
39 LEHIGH		0	0	0	0	0	0	9.3	9.3
40 LUZERNE		0	179.8	0	0	0	0	0	179.8
51 PHILADELPHIA		0	0	0	0	0	0	353.1	353.1
56 SOMERSET		4076.3	2485.8	111	0	167.6	0	0	6840.7
65 WESTMORELAND		8.4	3	0	0	0	0	0	11.4
MD MARYLAND		0	21.4	0	0	0	0	13.7	35.1
NY NEW YORK		0	0	0	0	0	0	156.4	156.4
VA VIRGINIA		0	28.2	0	0	0	0	61.6	89.8
<b>Waste Totals:</b>		<b>9736.9</b>	<b>4914.1</b>	<b>111</b>	<b>0</b>	<b>707.4</b>	<b>0</b>	<b>668.8</b>	<b>16138.2</b>

Disposal Facility: 100277, TERVITA SANITARY LANDFILL

County/State that Generated Waste	Waste Type:	Municipal	Residual	Sewage Sludge	Processed Medical	Construction	WTE Ash Residue	Asbestos	Total
02 ALLEGHENY		12111.5	964.4	1265.4	0	2358.3	0	68.2	16767.8
03 ARMSTRONG		0	0	0	0	2.3	0	0	2.3
04 BEAVER		0	11.8	0	0	0	0	0	11.8
10 BUTLER		0	18.4	0	0	0	0	0	18.4
17 CLEARFIELD		0	0	0	0	0.5	0	0	0.5
26 FAYETTE		2632.2	243.6	92.1	0	547.2	0	0	3515.1
30 GREENE		136.5	156.5	0	0	173.6	0	0	466.6
32 INDIANA		0	10.6	0	0	0	0	0	10.6
63 WASHINGTON		6500.5	374.6	72.1	0	1975.8	0	5	8928
65 WESTMORELAND		5406.5	830.4	383.7	0	1708.8	0	0	8329.4
WV WEST VIRGINIA		28.8	0	0	0	13.3	0	0	42.1
<b>Waste Totals:</b>		<b>26816</b>	<b>2610.3</b>	<b>1813.3</b>	<b>0</b>	<b>6779.8</b>	<b>0</b>	<b>73.2</b>	<b>38092.6</b>



Commonwealth of Pennsylvania  
Department of Environmental Protection  
Bureau of Waste Management  
Division of Reporting and Fee Collection

-----  
Landfill Waste Receipts  
in Tons (2000 lbs.) of Waste

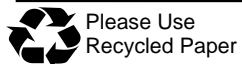
For Year:    Quarter:  
2015       /       1

Disposal Facility: 101494, TULLYTOWN RESOURCE RECOVERY FACILITY

County/State that Generated Waste	Waste Type:	Municipal	Residual	Sewage Sludge	Processed Medical	Construction	WTE Ash Residue	Asbestos	Total
06 BERKS		1.9	0	0	0	0	0	0	1.9
09 BUCKS		3465	11264.7	383.8	151.2	424.7	30008.5	32.1	45730
13 CARBON		0.7	0	0	0	0	0	1.7	2.4
15 CHESTER		0	7.8	7.6	0	5.1	0	0	20.5
22 DAUPHIN		0	0	0	0	12.3	0	0	12.3
23 DELAWARE		1939.5	46.3	154.7	410.4	29.8	0	0.8	2581.5
39 LEHIGH		32.1	0	0	0	0	0	0	32.1
46 MONTGOMERY		2206.1	783.2	267.1	65.7	1.1	0	7	3330.2
48 NORTHAMPTON		0.2	0	0	0	0	0	0	0.2
51 PHILADELPHIA		15199.5	1614.7	313.8	1102.4	227.5	44	1692.5	20194.4
CT CONNECTICUT		0	717.9	0	0	0	0	19.7	737.6
DC DISRICT OF COLUMBIA		0	0	0	0	33.8	0	0	33.8
DE DELAWARE (ST)		0	100.5	0	0	38.6	0	13.2	152.3
MA MASSACHUSETTS		0	0	0	0	2.3	0	0	2.3
MD MARYLAND		0	0	0	0	0	0	7.7	7.7
NH NEW HAMPSHIRE		0	0	0	0	23.2	0	0	23.2
NJ NEW JERSEY		98531.7	15101.2	1526.2	0	45437.2	64	1585.2	162245.5
NY NEW YORK		96774.7	1463	6598.7	14.4	2508.1	11.7	114.9	107485.5
RI RHODE ISLAND		0	2046.9	0	0	0	0	0	2046.9
VA VIRGINIA		0	0	0	0	7.8	0	0	7.8
<b>Waste Totals:</b>		<b>218151.4</b>	<b>33146.2</b>	<b>9251.9</b>	<b>1744.1</b>	<b>48751.5</b>	<b>30128.2</b>	<b>3474.8</b>	<b>344648.1</b>

Disposal Facility: 100280, VALLEY LANDFILL

County/State that Generated Waste	Waste Type:	Municipal	Residual	Sewage Sludge	Processed Medical	Construction	WTE Ash Residue	Asbestos	Total
02 ALLEGHENY		5174.7	20933.1	305.3	0	1898.3	650	23.5	28984.9
03 ARMSTRONG		1521.9	0	0	0	92.5	0	0	1614.4
10 BUTLER		171.2	410.9	0	0	13.7	0	0	595.8
26 FAYETTE		126.4	143.9	0	0	21.9	0	0	292.2
32 INDIANA		0	153.4	0	0	0	0	0	153.4
65 WESTMORELAND		20130.5	2250	720.9	0	3509.8	0	0.1	26611.3
<b>Waste Totals:</b>		<b>27124.7</b>	<b>23891.3</b>	<b>1026.2</b>	<b>0</b>	<b>5536.2</b>	<b>650</b>	<b>23.6</b>	<b>58252</b>



Commonwealth of Pennsylvania  
 Department of Environmental Protection  
 Bureau of Waste Management  
 Division of Reporting and Fee Collection

-----  
 Landfill Waste Receipts  
 in Tons (2000 lbs.) of Waste

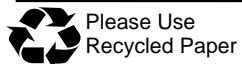
For Year:    Quarter:  
 2015       /       1

Disposal Facility: 100739, WESTERN BERKS COMMUNITY LANDFILL

County/State that Generated Waste	Waste Type:	Municipal	Residual	Sewage Sludge	Processed Medical	Construction	WTE Ash Residue	Asbestos	Total
06 BERKS		11238.9	6681	2705.8	0	1505.9	0	28.8	22160.4
09 BUCKS		9.1	0	0	0	4.4	0	58.3	71.8
15 CHESTER		0	0	0	0	0	0	10.9	10.9
23 DELAWARE		0	33.8	1100.1	0	1.1	0	17.3	1152.3
39 LEHIGH		554.3	9.2	0	0	0	0	0.4	563.9
45 MONROE		33.7	0	0	0	1.5	0	0	35.2
46 MONTGOMERY		2201.7	2539.1	1427.6	0	148.2	0	442.7	6759.3
48 NORTHAMPTON		3213.7	0	473.4	0	0	0	0	3687.1
49 NORTHUMBERLAND		155	0	75.6	0	0	0	0	230.6
51 PHILADELPHIA		0	0	0	0	0	0	803.8	803.8
MD MARYLAND		2.4	0	0	0	0	0	0	2.4
NJ NEW JERSEY		0	0	0	0	0	0	49.6	49.6
<b>Waste Totals:</b>		<b>17408.8</b>	<b>9263.1</b>	<b>5782.5</b>	<b>0</b>	<b>1661.1</b>	<b>0</b>	<b>1411.8</b>	<b>35527.3</b>

Disposal Facility: 400633, WHEELABRATOR FALLS INC

County/State that Generated Waste	Waste Type:	Municipal	Residual	Sewage Sludge	Processed Medical	Construction	WTE Ash Residue	Asbestos	Total
06 BERKS		12.7	0	0	0	1.9	0	0	14.6
09 BUCKS		34502.7	90.9	0	0	2570.6	0	0	37164.2
15 CHESTER		0	69.6	0	0	0	0	0	69.6
38 LEBANON		0	1105.9	0	0	0	0	0	1105.9
39 LEHIGH		0	44.7	0	0	0	0	0	44.7
40 LUZERNE		0	203.5	0	0	0	0	0	203.5
46 MONTGOMERY		1031.2	42.1	0	0	0	0	0	1073.3
51 PHILADELPHIA		65673.8	388.2	0	0	44	0	0	66106
60 UNION		0	14.2	0	0	0	0	0	14.2
67 YORK		0	363.8	0	0	0	0	0	363.8
NJ NEW JERSEY		12008.2	942.5	0	0	0	0	0	12950.7
NY NEW YORK		2552.9	10.8	0	0	0	0	0	2563.7
<b>Waste Totals:</b>		<b>115781.5</b>	<b>3276.2</b>	<b>0</b>	<b>0</b>	<b>2616.5</b>	<b>0</b>	<b>0</b>	<b>121674.2</b>



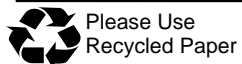
Commonwealth of Pennsylvania  
 Department of Environmental Protection  
 Bureau of Waste Management  
 Division of Reporting and Fee Collection

-----  
 Landfill Waste Receipts  
 in Tons (2000 lbs.) of Waste

For Year:      Quarter:  
 2015      /      1

Disposal Facility: 400561, YORK COUNTY RESOURCE RECOVERY CENTER

County/State that Generated Waste	Waste Type:	Municipal	Residual	Sewage Sludge	Processed Medical	Construction	WTE Ash Residue	Asbestos	Total
01 ADAMS		2627.5	231.7	0	0	0	0	0	2859.2
06 BERKS		0.4	1.4	0	0	0	0	0	1.8
21 CUMBERLAND		5150.8	0	0	0	0	0	0	5150.8
22 DAUPHIN		3027	0	0	0	0	0	0	3027
36 LANCASTER		0	15.7	0	0	0	0	0	15.7
44 MIFFLIN		0	90.1	0	0	0	0	0	90.1
51 PHILADELPHIA		12847.3	0	0	0	0	0	0	12847.3
67 YORK		63007.2	2825.4	0	0	0	0	0	65832.6
DE DELAWARE (ST)		113.5	0	0	0	0	0	0	113.5
MD MARYLAND		8687.4	0	0	0	0	0	0	8687.4
NJ NEW JERSEY		3337.9	0	0	0	0	0	0	3337.9
<b>Waste Totals:</b>		<b>98799</b>	<b>3164.3</b>	<b>0</b>	<b>0</b>	<b>0</b>	<b>0</b>	<b>0</b>	<b>101963.3</b>



Please Use  
Recycled Paper

Phone: 717-783-9258  
 Printed: 8/21/2015

Also visit our Internet WWW Site at: <http://www.dep.state.pa.us>

DISCLAIMER: While care has been taken in the preparation of this report, there is no warranty or guarantee as to the data, calculation or content accuracy. The Commonwealth reserves the right to update or change any data or presentation format without notice or liability.