

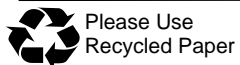
Commonwealth of Pennsylvania
 Department of Environmental Protection
 Bureau of Waste Management
 Division of Reporting and Fee Collection

 Landfill Waste Receipts
 in Tons (2000 lbs.) of Waste

For Year: 2015

Disposal Facility: 100419, ADVANCED DISPOSAL SERVICES CHESTNUT VALLEY LANDFILL

County/State that Generated Waste	Waste Type: Municipal	Residual	Sewage Sludge	Processed Medical	Construction	WTE Ash Residue	Asbestos	Total
02 ALLEGHENY	620.9	25.7	0	0	68	0	1.5	716.1
10 BUTLER	0	25.9	0	0	0	0	0	25.9
17 CLEARFIELD	0	0	0	0	7.6	0	0	7.6
26 FAYETTE	57808.9	26590.7	4352.5	0	8534	0	22.6	97308.7
30 GREENE	13221.1	118450.4	1906.2	0	6748.6	0	2.2	140328.5
32 INDIANA	0	58.2	0	0	0	0	0	58.2
43 MERCER	0	0	0	0	9.4	0	0	9.4
56 SOMERSET	569.9	86.3	0	0	1.1	0	0	657.3
63 WASHINGTON	5016.2	12675.3	203.8	0	154.2	0	0	18049.5
65 WESTMORELAND	5306.3	367.6	0	0	123	0	0	5796.9
OH OHIO	7.1	0	0	0	2.7	0	1.5	11.3
WV WEST VIRGINIA	1050.1	23334	0	0	716.2	0	760.4	25860.7
Waste Totals:	83600.5	181614.1	6462.5	0	16364.8	0	788.2	288830.1



Please Use
Recycled Paper

Phone: 717-783-9258
 Printed: 2/28/2017

Also visit our Internet WWW Site at: <http://www.dep.state.pa.us>

DISCLAIMER: While care has been taken in the preparation of this report, there is no warranty or guarantee as to the data, calculation or content accuracy. The Commonwealth reserves the right to update or change any data or presentation format without notice or liability.

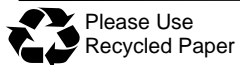
Commonwealth of Pennsylvania
 Department of Environmental Protection
 Bureau of Waste Management
 Division of Reporting and Fee Collection

 Landfill Waste Receipts
 in Tons (2000 lbs.) of Waste

For Year: 2015

Disposal Facility: 101397, ADVANCED DISPOSAL SERVICES GREENTREE LANDFILL LLC.

County/State that Generated Waste	Waste Type: Municipal	Residual	Sewage Sludge	Processed Medical	Construction	WTE Ash Residue	Asbestos	Total
02 ALLEGHENY	0	119.4	0	0	0	0	6.7	126.1
03 ARMSTRONG	0	5391.5	0	0	1.6	0	0	5393.1
05 BEDFORD	0	1.2	0	0	0	0	14.5	15.7
07 BLAIR	14639.8	6573.7	7966	0	115.8	0	77	29372.3
08 BRADFORD	0	19.3	0	0	24.5	0	0	43.8
09 BUCKS	0	1691.3	0	0	10137.4	0	0	11828.7
10 BUTLER	0	19983.1	0	0	0	0	0	19983.1
11 CAMBRIA	8.8	174.9	0	0	67.2	0	2.8	253.7
12 CAMERON	2729.5	2822.8	393.2	0	460.4	0	0	6405.9
14 CENTRE	94111.2	3019.5	827.5	0	30.6	419.7	27	98435.5
16 CLARION	35689.8	21578.1	135.2	0	415	57.3	0	57875.4
17 CLEARFIELD	44983.4	6624.5	2199.2	0	17002.9	0	15.2	70825.2
18 CLINTON	0	84.6	0	0	0	0	0	84.6
20 CRAWFORD	0	741.7	559.7	0	5.7	133.4	0	1440.5
23 DELAWARE	0	2.3	0	0	0	0	0	2.3
24 ELK	10502	21421.1	4121.3	0	3066.1	0	49.4	39159.9
25 ERIE	0	168.8	0	0	0	0	0	168.8
27 FOREST	26.5	9862.8	0	0	31.8	0	0.6	9921.7
30 GREENE	0	482.3	0	0	0	0	0	482.3
31 HUNTINGDON	0	63.5	237.2	0	9.3	0	0	310
32 INDIANA	1810.1	59.5	0	0	9.4	0	0.1	1879.1
33 JEFFERSON	18169.1	6253.6	1151.8	0	2163.5	9.1	4.3	27751.4
41 LYCOMING	0	24.8	0	0	0	0	0	24.8
42 MCKEAN	39	1624.5	0	0	100.7	5200.3	70.6	7035.1
44 MIFFLIN	0	43.7	0	0	0	0	0	43.7
45 MONROE	0	76.2	0	0	0	0	3.2	79.4
49 NORTHUMBERLAND	0	1.4	0	0	0	0	0	1.4
51 PHILADELPHIA	962.3	0	0	0	0	0	0	962.3
53 POTTER	6.3	988.8	0	0	9.7	0	0	1004.8
59 TIOGA	0	28	0	0	0	0	0	28



Please Use
Recycled Paper

Phone: 717-783-9258
 Printed: 2/28/2017

Also visit our Internet WWW Site at: <http://www.dep.state.pa.us>


DISCLAIMER: While care has been taken in the preparation of this report, there is no warranty or guarantee as to the data, calculation or content accuracy. The Commonwealth reserves the right to update or change any data or presentation format without notice or liability.

Commonwealth of Pennsylvania
 Department of Environmental Protection
 Bureau of Waste Management
 Division of Reporting and Fee Collection

 Landfill Waste Receipts
 in Tons (2000 lbs.) of Waste

For Year: 2015

61 VENANGO	2.8	348	496.4	0	0	0	6.4	853.6
62 WARREN	29896.4	7381.7	1138.2	0	152.8	0.3	208.6	38778
63 WASHINGTON	0	57.2	0	0	0	0	0.6	57.8
65 WESTMORELAND	0	54.3	0	0	0	0	3.1	57.4
CT CONNECTICUT	0	1231.1	0	0	15.1	0	66.2	1312.4
DE DELAWARE (ST)	0	229.4	0	0	0	0	0	229.4
MA MASSACHUSETTS	49	0	0	0	0	0	0	49
MD MARYLAND	31.6	0	0	0	0	0	1.2	32.8
NJ NEW JERSEY	39850.2	22889.9	19957.2	0	0	0	82.4	82779.7
NY NEW YORK	17443.7	1146.1	76639.2	0	0	5713.4	278.9	101221.3
VA VIRGINIA	0	28.4	0	0	0	0	0	28.4
WV WEST VIRGINIA	0	70.5	0	0	0	0	0	70.5
Waste Totals:	310951.5	143363.5	115822.1	0	33819.5	11533.5	918.8	616408.9



Please Use
Recycled Paper

Phone: 717-783-9258
 Printed: 2/28/2017

Also visit our Internet WWW Site at: <http://www.dep.state.pa.us>

DISCLAIMER: While care has been taken in the preparation of this report, there is no warranty or guarantee as to the data, calculation or content accuracy. The Commonwealth reserves the right to update or change any data or presentation format without notice or liability.

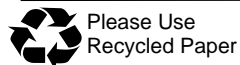
Commonwealth of Pennsylvania
 Department of Environmental Protection
 Bureau of Waste Management
 Division of Reporting and Fee Collection

 Landfill Waste Receipts
 in Tons (2000 lbs.) of Waste

For Year: 2015

Disposal Facility: 100933, ALLIANCE SANITARY LANDFILL INC

County/State that Generated Waste	Waste Type: Municipal	Residual	Sewage Sludge	Processed Medical	Construction	WTE Ash Residue	Asbestos	Total
08 BRADFORD	0	2600.5	0	0	1.9	0	0	2602.4
13 CARBON	274.5	12.7	0	0	0	0	0	287.2
19 COLUMBIA	25	0	0	0	0	0	0	25
35 LACKAWANNA	42425.4	4072.9	209.6	127.7	4212.1	0	223.7	51271.4
38 LEBANON	31.6	0	0	0	0	0	0	31.6
39 LEHIGH	10	128.8	0	0	0.2	0	0	139
40 LUZERNE	76146.4	6039.2	14104.3	0	1606.4	0	230.6	98126.9
41 LYCOMING	0	72.5	0	0	0	0	0	72.5
45 MONROE	11079	1474.4	0	0	669.2	0	0	13222.6
48 NORTHAMPTON	27.2	83.9	0	0	3.1	0	0	114.2
49 NORTHUMBERLAND	1.6	0	0	0	0	0	0	1.6
52 PIKE	18021.7	7.1	0	0	4.7	0	0	18033.5
54 SCHUYLKILL	6.1	57.9	0	0	0.9	0	3.2	68.1
57 SULLIVAN	0	1039.4	0	0	0	0	0	1039.4
58 SUSQUEHANNA	4674.5	8573.9	387.3	0	775.7	0	0	14411.4
64 WAYNE	17786.2	221.9	0	0	74.6	0	0	18082.7
66 WYOMING	5497.3	498.9	0	0	576.7	0	0	6572.9
NY NEW YORK	4057.4	121.8	5369.2	0	18390.2	0	21.6	27960.2
Waste Totals:	180063.9	25005.8	20070.4	127.7	26315.7	0	479.1	252062.6



Please Use
Recycled Paper

Phone: 717-783-9258
 Printed: 2/28/2017

Also visit our Internet WWW Site at: <http://www.dep.state.pa.us>

DISCLAIMER: While care has been taken in the preparation of this report, there is no warranty or guarantee as to the data, calculation or content accuracy. The Commonwealth reserves the right to update or change any data or presentation format without notice or liability.

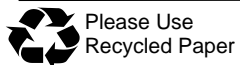
Commonwealth of Pennsylvania
 Department of Environmental Protection
 Bureau of Waste Management
 Division of Reporting and Fee Collection

 Landfill Waste Receipts
 in Tons (2000 lbs.) of Waste

For Year: 2015

Disposal Facility: 100172, ARDEN LANDFILL INC.

County/State that Generated Waste	Waste Type: Municipal	Residual	Sewage Sludge	Processed Medical	Construction	WTE Ash Residue	Asbestos	Total
02 ALLEGHENY	73591.9	7418.3	0	0	8430.9	6867.8	0	96308.9
03 ARMSTRONG	0	74	0	0	0	0	0	74
04 BEAVER	61308.5	776.5	413.9	0	298.3	0	0	62797.2
08 BRADFORD	0	193.9	0	0	0	0	0	193.9
10 BUTLER	181	1721.3	0	0	61.9	0	0	1964.2
26 FAYETTE	1011.3	6621.1	0	0	55.7	0	0	7688.1
30 GREENE	6301.9	18879.8	0	18.6	3816.4	0	0	29016.7
32 INDIANA	0	3230.3	0	0	0	18341.5	0	21571.8
63 WASHINGTON	60917.1	157900.3	5262.7	630.6	12333.9	0	0	237044.6
65 WESTMORELAND	26.2	577.3	0	0	7	0	0	610.5
67 YORK	0	0.2	0	0	0	0	0	0.2
OH OHIO	1009.8	9897.6	20.1	0	525.1	0	0	11452.6
WV WEST VIRGINIA	2910.5	29588.1	11.9	0	3585.7	23167.9	0	59264.1
Waste Totals:	207258.2	236878.7	5708.6	649.2	29114.9	48377.2	0	527986.8



Please Use
Recycled Paper

Phone: 717-783-9258
 Printed: 2/28/2017

Also visit our Internet WWW Site at: <http://www.dep.state.pa.us>

DISCLAIMER: While care has been taken in the preparation of this report, there is no warranty or guarantee as to the data, calculation or content accuracy. The Commonwealth reserves the right to update or change any data or presentation format without notice or liability.

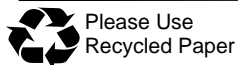
Commonwealth of Pennsylvania
 Department of Environmental Protection
 Bureau of Waste Management
 Division of Reporting and Fee Collection

 Landfill Waste Receipts
 in Tons (2000 lbs.) of Waste

For Year: 2015

Disposal Facility: 100020, BETHLEHEM LANDFILL

County/State that Generated Waste	Waste Type: Municipal	Residual	Sewage Sludge	Processed Medical	Construction	WTE Ash Residue	Asbestos	Total
06 BERKS	478	185.9	0	0	48.7	0	0	712.6
09 BUCKS	4248.4	1101.9	0	0	291.9	0	0	5642.2
13 CARBON	0	0	0	0	215.9	0	0	215.9
15 CHESTER	16.1	0	0	0	0	0	0	16.1
23 DELAWARE	0	0	0	0	209.5	0	3.1	212.6
38 LEBANON	5.4	0	0	0	0	0	0	5.4
39 LEHIGH	24533.7	2131.4	0	0	2940.6	0	0	29605.7
40 LUZERNE	0	0	0	0	1438.8	0	0	1438.8
46 MONTGOMERY	86.5	1145.9	0	0	835.3	0	0	2067.7
48 NORTHAMPTON	59344.5	1944.6	0	0	4572.5	0	0	65861.6
49 NORTHUMBERLAND	1.6	0	0	0	0	0	0	1.6
51 PHILADELPHIA	0	0	0	0	92.7	0	0	92.7
54 SCHUYLKILL	1.1	0	0	0	40.3	0	0	41.4
58 SUSQUEHANNA	0	0	0	0	0.9	0	0	0.9
CT CONNECTICUT	0	0	0	0	42.3	0	0	42.3
DE DELAWARE (ST)	0	0	0	0	8.1	0	0	8.1
NJ NEW JERSEY	30263.9	16193.4	0	0	22672.6	0	173.6	69303.5
NY NEW YORK	69521.5	4394.3	0	0	10477.9	0	162.5	84556.2
Waste Totals:	188500.7	27097.4	0	0	43888	0	339.2	259825.3



Please Use
Recycled Paper

Phone: 717-783-9258
 Printed: 2/28/2017

Also visit our Internet WWW Site at: <http://www.dep.state.pa.us>

DISCLAIMER: While care has been taken in the preparation of this report, there is no warranty or guarantee as to the data, calculation or content accuracy. The Commonwealth reserves the right to update or change any data or presentation format without notice or liability.

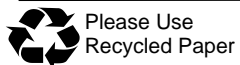
Commonwealth of Pennsylvania
 Department of Environmental Protection
 Bureau of Waste Management
 Division of Reporting and Fee Collection

 Landfill Waste Receipts
 in Tons (2000 lbs.) of Waste

For Year: 2015

Disposal Facility: 101243, BRADFORD COUNTY SANITARY LANDFILL

County/State that Generated Waste	Waste Type: Municipal	Residual	Sewage Sludge	Processed Medical	Construction	WTE Ash Residue	Asbestos	Total	
08 BRADFORD	24117	16147.9	385.9	0	11358.7	0	1.4	52010.9	
19 COLUMBIA	0.3	0.7	0	0	5.1	0	0	6.1	
41 LYCOMING	1.7	175.6	0	0	148.5	0	0	325.8	
53 POTTER	9.3	0	85.7	0	24.6	0	0	119.6	
57 SULLIVAN	2750.5	16.4	24	0	1113.7	0	0	3904.6	
58 SUSQUEHANNA	1013.6	0	0	0	29.3	0	0	1042.9	
59 TIOGA	17296.1	19732.9	1571.6	0	1202.5	0	0	39803.1	
62 WARREN	0.4	0	0	0	4.9	0	0	5.3	
66 WYOMING	3604.9	1930.6	0	0	1453.6	0	0	6989.1	
	Waste Totals:	48793.8	38004.1	2067.2	0	15340.9	0	1.4	104207.4



Please Use
Recycled Paper

Phone: 717-783-9258
 Printed: 2/28/2017

Also visit our Internet WWW Site at: <http://www.dep.state.pa.us>

DISCLAIMER: While care has been taken in the preparation of this report, there is no warranty or guarantee as to the data, calculation or content accuracy. The Commonwealth reserves the right to update or change any data or presentation format without notice or liability.

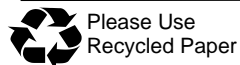
Commonwealth of Pennsylvania
 Department of Environmental Protection
 Bureau of Waste Management
 Division of Reporting and Fee Collection

Landfill Waste Receipts
 in Tons (2000 lbs.) of Waste

For Year: 2015

Disposal Facility: 100361, Casella McKean County Landfill

County/State that Generated Waste	Waste Type: Municipal	Residual	Sewage Sludge	Processed Medical	Construction	WTE Ash Residue	Asbestos	Total
08 BRADFORD	0	1115	0	0	0	0	0	1115
12 CAMERON	28.2	30287.9	0	0	984.4	0	0	31300.5
16 CLARION	0	0	0	0	50.9	0	0	50.9
17 CLEARFIELD	0	0	0	0	82.8	0	0	82.8
18 CLINTON	0	19.5	0	0	0	0	0	19.5
24 ELK	7395.9	38272.7	1271.8	0	2984.1	0	0	49924.5
27 FOREST	89.4	0	0	0	7.7	0	0	97.1
33 JEFFERSON	4371.5	1.9	0	0	120.3	0	0	4493.7
41 LYCOMING	0	95.6	0	0	0	0	0	95.6
42 MCKEAN	16461.7	42533.2	1989.7	0	5730.3	1750.6	184.3	68649.8
53 POTTER	0	498.1	40.9	0	8.1	0	0	547.1
54 SCHUYLKILL	0	312.1	0	0	0	0	0	312.1
58 SUSQUEHANNA	0	72.1	0	0	0	0	0	72.1
59 TIOGA	0	93.3	0	0	0	0	0	93.3
61 VENANGO	0	104.4	0	0	0	0	0	104.4
62 WARREN	0	667.9	201.2	0	1228.9	0	0	2098
CT CONNECTICUT	0	16.8	0	0	0	0	0	16.8
MA MASSACHUSETTS	0	257.1	0	0	10.4	0	0	267.5
NY NEW YORK	0	0	0	0	31.5	792.3	0	823.8
Waste Totals:	28346.7	114347.6	3503.6	0	11239.4	2542.9	184.3	160164.5



Please Use
Recycled Paper

Phone: 717-783-9258
 Printed: 2/28/2017

Also visit our Internet WWW Site at: <http://www.dep.state.pa.us>

DISCLAIMER: While care has been taken in the preparation of this report, there is no warranty or guarantee as to the data, calculation or content accuracy. The Commonwealth reserves the right to update or change any data or presentation format without notice or liability.

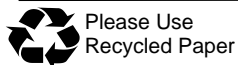
Commonwealth of Pennsylvania
 Department of Environmental Protection
 Bureau of Waste Management
 Division of Reporting and Fee Collection

Landfill Waste Receipts
 in Tons (2000 lbs.) of Waste

For Year: 2015

Disposal Facility: 100944, CHESTER COUNTY SWA LANCHESTER LANDFILL

County/State that Generated Waste	Waste Type: Municipal	Residual	Sewage Sludge	Processed Medical	Construction	WTE Ash Residue	Asbestos	Total
06 BERKS	12763.6	2656.5	0	0	5170.5	14616.8	0	35207.4
09 BUCKS	13.7	0	0	0	0	5177.5	0	5191.2
15 CHESTER	214698.2	13074.2	4473.2	0	26394.1	1846	31.6	260517.3
22 DAUPHIN	0	0	0	0	0	0	0	0
23 DELAWARE	11.8	0	0	0	8.7	0	0	20.5
24 ELK	0	0	0	0	0	0	0	0
36 LANCASTER	311.7	390.8	20.9	0	589.9	0	10.9	1324.2
38 LEBANON	4.8	62.2	0	0	0	0	0	67
39 LEHIGH	0	186.7	0	0	0	0	0	186.7
46 MONTGOMERY	3430.7	9.5	0	0	220	0	4.1	3664.3
51 PHILADELPHIA	0	0	0	0	124.2	0	0	124.2
54 SCHUYLKILL	3.8	0	0	0	0	0	0	3.8
DE DELAWARE (ST)	0	4082.1	0	0	0	0	0	4082.1
Waste Totals:	231238.3	20462	4494.1	0	32507.4	21640.3	46.6	310388.7



Please Use
Recycled Paper

Phone: 717-783-9258
 Printed: 2/28/2017

Also visit our Internet WWW Site at: <http://www.dep.state.pa.us>

DISCLAIMER: While care has been taken in the preparation of this report, there is no warranty or guarantee as to the data, calculation or content accuracy. The Commonwealth reserves the right to update or change any data or presentation format without notice or liability.

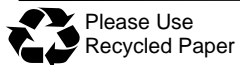
Commonwealth of Pennsylvania
 Department of Environmental Protection
 Bureau of Waste Management
 Division of Reporting and Fee Collection

Landfill Waste Receipts
 in Tons (2000 lbs.) of Waste

For Year: 2015

Disposal Facility: 100022, CHRIN BROTHERS SANITARY LANDFILL

County/State that Generated Waste	Waste Type: Municipal	Residual	Sewage Sludge	Processed Medical	Construction	WTE Ash Residue	Asbestos	Total
06 BERKS	0	0	0	0	29.8	0	4	33.8
08 BRADFORD	0	0	0	0	8.3	0	0	8.3
09 BUCKS	9530.2	206.2	0	0	1773.9	0	6	11516.3
13 CARBON	187.2	0	0	0	325.3	0	0	512.5
39 LEHIGH	40487.1	1248.6	0	0	12106.1	0	406.4	54248.2
40 LUZERNE	185	0	0	0	46.8	0	0	231.8
45 MONROE	20.2	0	0	0	145.5	0	6.3	172
46 MONTGOMERY	0	0	0	0	13.8	0	0.8	14.6
48 NORTHAMPTON	68044	6705.2	7135.7	0	26494.6	0	79.8	108459.3
52 PIKE	0	0	0	0	249.6	0	0	249.6
54 SCHUYLKILL	0	9.2	0	0	0	0	0	9.2
64 WAYNE	25.8	0	0	0	40.8	0	6.1	72.7
NJ NEW JERSEY	12406.4	58.9	33	0	7488.3	0	520.6	20507.2
Waste Totals:	130885.9	8228.1	7168.7	0	48722.8	0	1030	196035.5



Please Use
Recycled Paper

Phone: 717-783-9258
 Printed: 2/28/2017

Also visit our Internet WWW Site at: <http://www.dep.state.pa.us>

DISCLAIMER: While care has been taken in the preparation of this report, there is no warranty or guarantee as to the data, calculation or content accuracy. The Commonwealth reserves the right to update or change any data or presentation format without notice or liability.

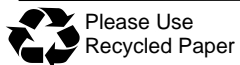
Commonwealth of Pennsylvania
 Department of Environmental Protection
 Bureau of Waste Management
 Division of Reporting and Fee Collection

 Landfill Waste Receipts
 in Tons (2000 lbs.) of Waste

For Year: 2015

Disposal Facility: 100955, CLINTON COUNTY SWA WAYNE TOWNSHIP LANDFILL

County/State that Generated Waste	Waste Type: Municipal	Residual	Sewage Sludge	Processed Medical	Construction	WTE Ash Residue	Asbestos	Total
01 ADAMS	6.1	899.2	0	0	0	0	0	905.3
02 ALLEGHENY	0	0	0	0	0	0	1	1
05 BEDFORD	0	0	0	0	0	0	0.2	0.2
07 BLAIR	0	83	0	0	585.8	0	16.6	685.4
08 BRADFORD	0.4	26.2	0	0	137.2	0	0	163.8
10 BUTLER	0	0	0	0	0	0	2.7	2.7
11 CAMBRIA	0	83.7	0	0	0	0	6.4	90.1
12 CAMERON	0	1.4	0	0	73.4	0	0.8	75.6
13 CARBON	0	0	0	0	35.8	0	0.2	36
14 CENTRE	2883.3	420.1	2768.6	0	233.3	0	207.9	6513.2
16 CLARION	0	0	0	0	0	0	0.5	0.5
17 CLEARFIELD	2473.6	17.9	0	0	13.5	0	4	2509
18 CLINTON	27860	5867.8	3154.6	1	6184.2	0	138.5	43206.1
19 COLUMBIA	0.2	6584.5	0	0	6545.5	0	39.1	13169.3
21 CUMBERLAND	0	0	0	0	0	0	0.8	0.8
22 DAUPHIN	0	17.2	0	0	0	0	15.7	32.9
23 DELAWARE	0	0	0	0	0	0	0.2	0.2
24 ELK	0	0	0	0	43.7	0	3.5	47.2
28 FRANKLIN	0	0	0	0	0	0	1.1	1.1
31 HUNTINGDON	69.8	5	0	0	143.2	0	0.1	218.1
33 JEFFERSON	0	0	0	0	0	0	0.4	0.4
34 JUNIATA	9207.9	3572.4	0	0	717.8	0	0	13498.1
35 LACKAWANNA	0	0	0	0	37.8	0	9.4	47.2
36 LANCASTER	0	0	0	0	0	0	0.7	0.7
40 LUZERNE	49.4	566.6	0	0	670.1	0	3.5	1289.6
41 LYCOMING	17501.2	17903.3	940.1	0	7454.2	0	187.1	43985.9
42 MCKEAN	0	0	0	0	0	0	1.5	1.5
44 MIFFLIN	19638.7	3048	791.7	0	3471.9	0	33.7	26984
47 MONTGOMERY	72.5	0	0	0	339.3	0	7.8	419.6
48 NORTHAMPTON	0	0	0	0	0	0	1.1	1.1

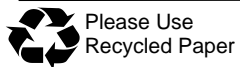


Commonwealth of Pennsylvania
 Department of Environmental Protection
 Bureau of Waste Management
 Division of Reporting and Fee Collection

 Landfill Waste Receipts
 in Tons (2000 lbs.) of Waste

For Year: 2015

49 NORTHUMBERLAND	60157.8	816.6	354.6	0	869.4	0	1.1	62199.5
50 PERRY	5378.1	1.2	0	0	474.6	0	2.7	5856.6
53 POTTER	0	0	0	0	2.7	0	0	2.7
54 SCHUYLKILL	0	3081	0	0	296.2	0	11.8	3389
55 SNYDER	2683	1751.5	0	0	334.4	0	88.3	4857.2
56 SOMERSET	0	0	0	0	0	0	0.2	0.2
57 SULLIVAN	0	58.6	0	0	353.7	0	0	412.3
59 TIOGA	24.2	1231.5	0	0	65.4	0	2.8	1323.9
60 UNION	224.1	11.7	0	0	419.4	0	1.2	656.4
61 VENANGO	0	0	0	0	0	0	0.2	0.2
65 WESTMORELAND	0	0	0	0	0	0	0.9	0.9
66 WYOMING	0	2.4	0	0	0	0	0	2.4
67 YORK	0	0	0	0	1229.5	0	0	1229.5
NJ NEW JERSEY	85	0	0	0	0	0	0	85
Waste Totals:	148315.3	46050.8	8009.6	1	30732	0	793.7	233902.4



Please Use
Recycled Paper

Phone: 717-783-9258
 Printed: 2/28/2017

Also visit our Internet WWW Site at: <http://www.dep.state.pa.us>

DISCLAIMER: While care has been taken in the preparation of this report, there is no warranty or guarantee as to the data, calculation or content accuracy. The Commonwealth reserves the right to update or change any data or presentation format without notice or liability.

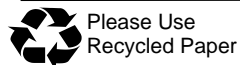
Commonwealth of Pennsylvania
 Department of Environmental Protection
 Bureau of Waste Management
 Division of Reporting and Fee Collection

 Landfill Waste Receipts
 in Tons (2000 lbs.) of Waste

For Year: 2015

Disposal Facility: 101615, COMMONWEALTH ENVIRONMENTAL SYSTEMS LANDFILL

County/State that Generated Waste	Waste Type: Municipal	Residual	Sewage Sludge	Processed Medical	Construction	WTE Ash Residue	Asbestos	Total
06 BERKS	7508.1	3531.5	175.7	0	4700.8	0	0	15916.1
09 BUCKS	0	1319.9	0	0	0	0	0	1319.9
13 CARBON	18831.5	46.1	0	0	145.1	0	0.4	19023.1
19 COLUMBIA	0	0	0	0	13.5	0	0	13.5
21 CUMBERLAND	179.3	0	0	0	0	0	0	179.3
22 DAUPHIN	8.6	902.2	0	0	996.2	0	0	1907
35 LACKAWANNA	0	97.6	0	0	0	0	0	97.6
38 LEBANON	0	2116.8	0	0	0	0	0	2116.8
39 LEHIGH	14451.3	0	0	0	45.7	0	0	14497
40 LUZERNE	38854.7	4929	3216	296.1	1262.7	0	0	48558.5
46 MONTGOMERY	1055.1	0	0	0	0	0	0	1055.1
49 NORTHUMBERLAND	3003	35.1	0	0	182.2	0	0	3220.3
51 PHILADELPHIA	21.1	0	0	0	0	0	0	21.1
54 SCHUYLKILL	113260.3	16022.4	5262.5	145.7	4997	0	12.5	139700.4
CT CONNECTICUT	3327.9	0	0	0	114.7	0	0	3442.6
NJ NEW JERSEY	118582.1	3554	24.4	0	22343.1	0	0	144503.6
NY NEW YORK	64620.9	1513.7	9957.9	0	969	0	0	77061.5
Waste Totals:	383703.9	34068.3	18636.5	441.8	35770	0	12.9	472633.4



Please Use
Recycled Paper

Phone: 717-783-9258
 Printed: 2/28/2017

Also visit our Internet WWW Site at: <http://www.dep.state.pa.us>

DISCLAIMER: While care has been taken in the preparation of this report, there is no warranty or guarantee as to the data, calculation or content accuracy. The Commonwealth reserves the right to update or change any data or presentation format without notice or liability.

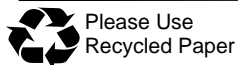
Commonwealth of Pennsylvania
 Department of Environmental Protection
 Bureau of Waste Management
 Division of Reporting and Fee Collection

Landfill Waste Receipts
 in Tons (2000 lbs.) of Waste

For Year: 2015

Disposal Facility: 101509, CONNESTOGA LANDFILL

County/State that Generated Waste	Waste Type: Municipal	Residual	Sewage Sludge	Processed Medical	Construction	WTE Ash Residue	Asbestos	Total
06 BERKS	94483.6	20629.7	311.2	15467.5	1208.9	0	43	132143.9
09 BUCKS	341.4	1469.8	0	0	241.9	0	133	2186.1
14 CENTRE	0	0	0	0	0	0	4.7	4.7
15 CHESTER	0	6728.5	0	0	0	0	33.9	6762.4
21 CUMBERLAND	0	11.8	0	0	0	0	0	11.8
22 DAUPHIN	0	58.1	0	0	0	0	0	58.1
23 DELAWARE	76.9	6470.1	1880	67.5	478.3	10	1611.1	10593.9
36 LANCASTER	0	3746	0	0	0	0	6.1	3752.1
38 LEBANON	0.1	1085.5	0	0	0	0	0	1085.6
39 LEHIGH	2051.2	957.4	0	0	170.5	0	80	3259.1
40 LUZERNE	0	0	0	0	0	0	4.1	4.1
45 MONROE	0	0	0	0	0	0	1.6	1.6
46 MONTGOMERY	116330.8	55794.6	0	0	3047.2	0	822.4	175995
48 NORTHAMPTON	10.1	308.7	0	0	180.6	0	11.6	511
51 PHILADELPHIA	106597.2	24476.6	0	218.9	17655	0	646.5	149594.2
52 PIKE	0	772.3	0	0	0	0	0	772.3
CT CONNECTICUT	0	2037.7	0	0	0	0	72.9	2110.6
DE DELAWARE (ST)	42.9	609.9	0	0	33.3	0	58	744.1
MA MASSACHUSETTS	0	10	0	0	0	0	0	10
MD MARYLAND	0	274	0	0	0	0	0.1	274.1
ME MAINE	0	2.3	0	0	0	0	0	2.3
NH NEW HAMPSHIRE	0	2.3	0	0	0	0	0	2.3
NJ NEW JERSEY	232609.6	10033.1	0	0	7946.2	0	9780.2	260369.1
NY NEW YORK	132.9	5592.3	0	0	46.7	175.3	0	5947.2
RI RHODE ISLAND	0	0	0	1742.7	0	0	0	1742.7
Waste Totals:	552676.7	141070.7	2191.2	17496.6	31008.6	185.3	13309.2	757938.3



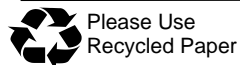
Commonwealth of Pennsylvania
 Department of Environmental Protection
 Bureau of Waste Management
 Division of Reporting and Fee Collection

Landfill Waste Receipts
 in Tons (2000 lbs.) of Waste

For Year: 2015

Disposal Facility: 400593, COVANTA DELAWARE VALLEY

County/State that Generated Waste	Waste Type: Municipal	Residual	Sewage Sludge	Processed Medical	Construction	WTE Ash Residue	Asbestos	Total
15 CHESTER	68.8	0	0	0	0	0	0	68.8
23 DELAWARE	365756.7	2375.4	0	0	0	0	0	368132.1
39 LEHIGH	2.9	879.9	0	0	0	0	0	882.8
51 PHILADELPHIA	331784.6	5177.2	0	0	0	0	0	336961.8
64 WAYNE	0	6.4	0	0	0	0	0	6.4
67 YORK	0	168.4	0	0	0	0	0	168.4
CT CONNECTICUT	87.1	0	0	0	0	0	0	87.1
DE DELAWARE (ST)	19383.4	8436.4	0	0	0	0	0	27819.8
IL ILLINOIS	0	18.1	0	0	0	0	0	18.1
MD MARYLAND	33626.8	94.4	0	0	0	0	0	33721.2
NC NORTH CAROLINA	0	86.1	0	0	0	0	0	86.1
NJ NEW JERSEY	169467.6	7779	0	0	0	0	0	177246.6
NY NEW YORK	268342.1	27.1	0	0	0	0	0	268369.2
PR PUERTO RICO	0	1350	0	0	0	0	0	1350
TN TENNESSEE	0	12	0	0	0	0	0	12
VA VIRGINIA	1677.1	450.7	0	0	0	0	0	2127.8
Waste Totals:	1190197.1	26861.1	0	0	0	0	0	1217058.2



Please Use
Recycled Paper

Phone: 717-783-9258
 Printed: 2/28/2017

Also visit our Internet WWW Site at: <http://www.dep.state.pa.us>

DISCLAIMER: While care has been taken in the preparation of this report, there is no warranty or guarantee as to the data, calculation or content accuracy. The Commonwealth reserves the right to update or change any data or presentation format without notice or liability.

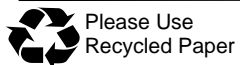
Commonwealth of Pennsylvania
 Department of Environmental Protection
 Bureau of Waste Management
 Division of Reporting and Fee Collection

 Landfill Waste Receipts
 in Tons (2000 lbs.) of Waste

For Year: 2015

Disposal Facility: 400558, COVANTA PLYMOUTH RENEWABLE ENERGY

County/State that Generated Waste	Waste Type: Municipal	Residual	Sewage Sludge	Processed Medical	Construction	WTE Ash Residue	Asbestos	Total
06 BERKS	796	79.6	0	0	0	0	0	875.6
09 BUCKS	42485.2	2111.5	0	0	0	0	0	44596.7
15 CHESTER	493.1	545.6	0	0	0	0	0	1038.7
23 DELAWARE	8719.2	90.1	0	0	0	0	0	8809.3
39 LEHIGH	5490.5	4063.4	0	0	0	0	0	9553.9
46 MONTGOMERY	309695.3	8017.1	0	0	0	0	0	317712.4
48 NORTHAMPTON	0	296.2	0	0	0	0	0	296.2
51 PHILADELPHIA	32488.2	113.5	0	0	0	0	0	32601.7
MD MARYLAND	216.7	0	0	0	0	0	0	216.7
NJ NEW JERSEY	659.1	0	0	0	0	0	0	659.1
NY NEW YORK	1000.5	0	0	0	0	0	0	1000.5
Waste Totals:	402043.8	15317	0	0	0	0	0	417360.8



Please Use
Recycled Paper

Phone: 717-783-9258
 Printed: 2/28/2017

Also visit our Internet WWW Site at: <http://www.dep.state.pa.us>

DISCLAIMER: While care has been taken in the preparation of this report, there is no warranty or guarantee as to the data, calculation or content accuracy. The Commonwealth reserves the right to update or change any data or presentation format without notice or liability.

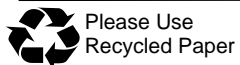
Commonwealth of Pennsylvania
 Department of Environmental Protection
 Bureau of Waste Management
 Division of Reporting and Fee Collection

 Landfill Waste Receipts
 in Tons (2000 lbs.) of Waste

For Year: 2015

Disposal Facility: 100945, CUMBERLAND COUNTY LANDFILL

County/State that Generated Waste	Waste Type: Municipal	Residual	Sewage Sludge	Processed Medical	Construction	WTE Ash Residue	Asbestos	Total
01 ADAMS	6532.7	506.5	0	0	326.3	0	0	7365.5
05 BEDFORD	12891.5	203.6	14.8	0	24.3	0	0	13134.2
06 BERKS	19.9	104.4	0	0	5875.9	0	0	6000.2
07 BLAIR	4.1	35.2	0	0	0	0	0	39.3
09 BUCKS	0	156.4	138.5	0	0	0	0	294.9
15 CHESTER	26.9	3738.6	0	0	0	0	0	3765.5
21 CUMBERLAND	35544.9	17005.1	1624	0	50747.7	0	533.9	105455.6
22 DAUPHIN	0	29702	472	0	427.4	0	383.7	30985.1
23 DELAWARE	7.9	0	739.1	0	0	0	46.9	793.9
28 FRANKLIN	4787.8	484.8	83.9	0	825.4	0	172.2	6354.1
29 FULTON	0.3	0	0	0	1.7	0	0	2
31 HUNTINGDON	13866	859.8	0	0	0	0	146	14871.8
34 JUNIATA	54.3	166.8	0	0	546.1	0	5.7	772.9
36 LANCASTER	0	27.7	408	0	0	0	31.6	467.3
38 LEBANON	0	11352.2	0	0	0	0	0	11352.2
39 LEHIGH	17873.3	0	0	0	518.4	0	0	18391.7
40 LUZERNE	18.7	11.5	0	0	0	0	288.8	319
44 MIFFLIN	22.2	0	0	0	8.3	0	4.9	35.4
45 MONROE	0	43.5	0	0	0	0	0	43.5
46 MONTGOMERY	0	313.3	0	0	0	0	0	313.3
48 NORTHAMPTON	4086.9	56.3	0	0	0	0	0	4143.2
50 PERRY	3022.4	76.4	561.7	0	1708.7	0	1.4	5370.6
51 PHILADELPHIA	8.3	148.6	0	0	0.8	0	935.4	1093.1
54 SCHUYLKILL	0	0	0	0	0	0	4.9	4.9
55 SNYDER	0	9.5	0	0	0	0	0	9.5
59 TIOGA	0	122.6	0	0	0	0	0	122.6
60 UNION	0	94.9	0	0	0	0	0	94.9
67 YORK	20.8	23082.3	842.4	0	268.9	0	29.6	24244
CT CONNECTICUT	0	330.1	0	0	0	0	0	330.1
DE DELAWARE (ST)	0	0	0	0	19.7	0	0	19.7



Commonwealth of Pennsylvania
 Department of Environmental Protection
 Bureau of Waste Management
 Division of Reporting and Fee Collection


Landfill Waste Receipts
 in Tons (2000 lbs.) of Waste

For Year: 2015

IL ILLINOIS	11.7	0	0	0	0	0	0	11.7
MD MARYLAND	93372.9	5764.4	10688.9	0	15.7	0	144.1	109986
MT MONTANA	1.3	0	0	0	0	0	0	1.3
NJ NEW JERSEY	256085.5	13451.2	41.5	0	146.7	0	2190	271914.9
NY NEW YORK	0.6	2639.2	33233.1	0	0	0	2922.7	38795.6
VA VIRGINIA	1.5	0	0	0	0	0	0	1.5
WV WEST VIRGINIA	2.3	1828.4	0	0	0	0	24.4	1855.1
Waste Totals:	448264.7	112315.3	48847.9	0	61462	0	7866.2	678756.1

Disposal Facility: 100345, DELAWARE COUNTY SWA ROLLING HILLS LANDFILL

County/State that Generated Waste	Waste Type: Municipal	Residual	Sewage Sludge	Processed Medical	Construction	WTE Ash Residue	Asbestos	Total
06 BERKS	45729.9	62340.3	204.8	0	2276.2	17604.7	55.5	128211.4
09 BUCKS	0	0	0	0	25621	0	0	25621
15 CHESTER	4728	0	0	0	28	0	0	4756
23 DELAWARE	386.7	0	0	0	0	406286	0	406672.7
46 MONTGOMERY	11479.6	1739.6	0	0	23295.8	107036.5	0	143551.5
51 PHILADELPHIA	0	0	0	0	21138.5	0	0	21138.5
NJ NEW JERSEY	0	586.4	0	0	20444.2	23243.6	0	44274.2
Waste Totals:	62324.2	64666.3	204.8	0	92803.7	554170.8	55.5	774225.3



Please Use
Recycled Paper

Phone: 717-783-9258
 Printed: 2/28/2017

Also visit our Internet WWW Site at: <http://www.dep.state.pa.us>

DISCLAIMER: While care has been taken in the preparation of this report, there is no warranty or guarantee as to the data, calculation or content accuracy. The Commonwealth reserves the right to update or change any data or presentation format without notice or liability.

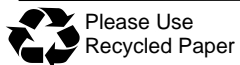
Commonwealth of Pennsylvania
 Department of Environmental Protection
 Bureau of Waste Management
 Division of Reporting and Fee Collection

 Landfill Waste Receipts
 in Tons (2000 lbs.) of Waste

For Year: 2015

Disposal Facility: 100434, EVERGREEN LANDFILL

County/State that Generated Waste	Waste Type: Municipal	Residual	Sewage Sludge	Processed Medical	Construction	WTE Ash Residue	Asbestos	Total
02 ALLEGHENY	0	58.7	0	0	8.3	0	0	67
03 ARMSTRONG	11917.5	4875.4	19.9	0	761.5	0	0	17574.3
07 BLAIR	0.4	3.5	0	0	0.7	0	0	4.6
10 BUTLER	0	24.5	0	0	0	0	0	24.5
11 CAMBRIA	65.6	35.1	0	0	76.7	0	0	177.4
16 CLARION	0	0	0	0	5	0	0	5
17 CLEARFIELD	0	338.9	0	0	4	0	0	342.9
26 FAYETTE	17.1	0	0	0	0	0	0	17.1
27 FOREST	0	38.8	0	0	0	0	0	38.8
30 GREENE	0	152.9	0	0	0	0	0	152.9
32 INDIANA	36681.9	7186.4	2529.3	0	8524.7	0	0	54922.3
33 JEFFERSON	1434.2	794.1	945.8	0	204.8	0	0	3378.9
65 WESTMORELAND	17987.9	4018.8	242.9	0	1125.1	0	0	23374.7
Waste Totals:	68104.6	17527.1	3737.9	0	10710.8	0	0	100080.4



Please Use
Recycled Paper

Phone: 717-783-9258
 Printed: 2/28/2017

Also visit our Internet WWW Site at: <http://www.dep.state.pa.us>

DISCLAIMER: While care has been taken in the preparation of this report, there is no warranty or guarantee as to the data, calculation or content accuracy. The Commonwealth reserves the right to update or change any data or presentation format without notice or liability.

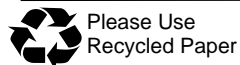
Commonwealth of Pennsylvania
 Department of Environmental Protection
 Bureau of Waste Management
 Division of Reporting and Fee Collection

Landfill Waste Receipts
 in Tons (2000 lbs.) of Waste

For Year: 2015

Disposal Facility: 101680, G.R.O.W.S. NORTH

County/State that Generated Waste	Waste Type: Municipal	Residual	Sewage Sludge	Processed Medical	Construction	WTE Ash Residue	Asbestos	Total
06 BERKS	18.8	569.8	10.2	0	0.4	0	0	599.2
09 BUCKS	25153.2	53006.8	11453.4	83.8	4559.9	5972	0	100229.1
13 CARBON	8.9	0	0	0	0	0	0	8.9
15 CHESTER	0	72	0	0	0	0	0	72
21 CUMBERLAND	4.8	0	0	0	0	0	0	4.8
23 DELAWARE	30042.8	321.6	1944.7	25	6.6	0	0	32340.7
35 LACKAWANNA	4.8	0	0	0	0	0	0	4.8
38 LEBANON	0	651.5	0	0	0	0	0	651.5
39 LEHIGH	446.2	0	0	0	0	0	0	446.2
41 LYCOMING	22.7	0	0	0	0	0	0	22.7
45 MONROE	8.4	2.6	0	0	0	0	0	11
46 MONTGOMERY	17878.2	25896.4	5043.3	56.7	114.7	143.3	0	49132.6
48 NORTHAMPTON	1	0	0	0	0	0	0	1
51 PHILADELPHIA	226584.9	7281.6	6959.5	247.3	3572.3	0	0	244645.6
CT CONNECTICUT	0	688.5	0	0	0	0	0	688.5
DE DELAWARE (ST)	0	6943.9	0	0	0	0	2.7	6946.6
NJ NEW JERSEY	286914.2	93956.5	22458.8	0	179297.5	18247.4	43.2	600917.6
NY NEW YORK	541609.9	5692.9	14414.2	25.8	32459.9	12.9	0	594215.6
RI RHODE ISLAND	0	1963.8	0	0	0	0	0	1963.8
Waste Totals:	1128698.8	197047.9	62284.1	438.6	220011.3	24375.6	45.9	1632902.2



Please Use
Recycled Paper

Phone: 717-783-9258
 Printed: 2/28/2017

Also visit our Internet WWW Site at: <http://www.dep.state.pa.us>

DISCLAIMER: While care has been taken in the preparation of this report, there is no warranty or guarantee as to the data, calculation or content accuracy. The Commonwealth reserves the right to update or change any data or presentation format without notice or liability.

Commonwealth of Pennsylvania
 Department of Environmental Protection
 Bureau of Waste Management
 Division of Reporting and Fee Collection

Landfill Waste Receipts
 in Tons (2000 lbs.) of Waste

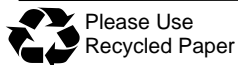
For Year: 2015

Disposal Facility: 100265, GRAND CENTRAL SANITARY LANDFILL INC

County/State that Generated Waste	Waste Type: Municipal	Residual	Sewage Sludge	Processed Medical	Construction	WTE Ash Residue	Asbestos	Total
06 BERKS	4154.4	0	7.7	6.2	79.9	0	0	4248.2
09 BUCKS	7000.6	304.5	0	155.3	4.1	0	0	7464.5
13 CARBON	7544.2	913.7	686.2	0	786.4	0	0	9930.5
23 DELAWARE	0.7	0	0	0	0	0	0	0.7
35 LACKAWANNA	9.8	0	0	0	0	0	0	9.8
39 LEHIGH	11741.3	1732.3	1137	766.3	1242.9	0	17.2	122308.7
40 LUZERNE	105.6	6.1	0	0	0	0	0	111.7
45 MONROE	86064.6	3039.5	1891	5037.3	16584.9	0	10.1	112627.4
46 MONTGOMERY	4654.7	10	30.1	744	261.1	0	0	5699.9
48 NORTHAMPTON	110059.3	8545.3	12587.8	1129.2	8536.5	0	6.1	140864.2
51 PHILADELPHIA	0	1.3	0	0	0	0	0	1.3
52 PIKE	2472.8	0	0	0	171.5	0	0	2644.3
54 SCHUYLKILL	0	83.1	0	0	0	0	0	83.1
64 WAYNE	4.2	0	0	0	4.5	0	0	8.7
CT CONNECTICUT	0	0	0	0	29.2	0	0	29.2
NJ NEW JERSEY	110875.1	1350.2	571.5	26.4	14335.8	104085	8270.9	239514.9
NY NEW YORK	16355	60.5	24384.2	512.4	1643.4	0	96.9	43052.4
Waste Totals:	466714	16046.5	41295.5	8377.1	43680.2	104085	8401.2	688599.5

Disposal Facility: 101544, GREATER LEBANON REFUSE AUTHORITY LANDFILL

County/State that Generated Waste	Waste Type: Municipal	Residual	Sewage Sludge	Processed Medical	Construction	WTE Ash Residue	Asbestos	Total
38 LEBANON	79851.7	25091.3	2242.1	0	18373.8	0	0	125558.9
Waste Totals:	79851.7	25091.3	2242.1	0	18373.8	0	0	125558.9



Please Use
Recycled Paper

Phone: 717-783-9258
 Printed: 2/28/2017

Also visit our Internet WWW Site at: <http://www.dep.state.pa.us>

DISCLAIMER: While care has been taken in the preparation of this report, there is no warranty or guarantee as to the data, calculation or content accuracy. The Commonwealth reserves the right to update or change any data or presentation format without notice or liability.

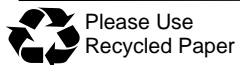
Commonwealth of Pennsylvania
 Department of Environmental Protection
 Bureau of Waste Management
 Division of Reporting and Fee Collection

 Landfill Waste Receipts
 in Tons (2000 lbs.) of Waste

For Year: 2015

Disposal Facility: 100281, GREENRIDGE RECLAMATION LANDFILL

County/State that Generated Waste	Waste Type: Municipal	Residual	Sewage Sludge	Processed Medical	Construction	WTE Ash Residue	Asbestos	Total
02 ALLEGHENY	70995.9	9930.9	4868.1	0	2176.5	0	13.5	87984.9
03 ARMSTRONG	7.3	71.8	0	0	0	0	1.2	80.3
04 BEAVER	0	0	0	0	0	0	0	0
10 BUTLER	0	39.9	337.6	0	0	0	0	377.5
26 FAYETTE	3548.4	4121	505.2	0	902.6	0	9.5	9086.7
32 INDIANA	36.6	0	0	0	79.4	0	0.7	116.7
56 SOMERSET	1475.3	0	0	0	132.7	0	0	1608
63 WASHINGTON	2239.1	307.3	1649.4	0	331.7	0	0	4527.5
65 WESTMORELAND	58571.8	40022.9	12617.3	0	14098.4	0	588.5	125898.9
MD MARYLAND	0	0	0	0	0	0	0.4	0.4
WV WEST VIRGINIA	0	18982.1	0	2119.9	0	0	0	21102
Waste Totals:	136874.4	73475.9	19977.6	2119.9	17721.3	0	613.8	250782.9



Please Use
Recycled Paper

Phone: 717-783-9258
 Printed: 2/28/2017

Also visit our Internet WWW Site at: <http://www.dep.state.pa.us>

DISCLAIMER: While care has been taken in the preparation of this report, there is no warranty or guarantee as to the data, calculation or content accuracy. The Commonwealth reserves the right to update or change any data or presentation format without notice or liability.

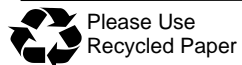
Commonwealth of Pennsylvania
 Department of Environmental Protection
 Bureau of Waste Management
 Division of Reporting and Fee Collection

 Landfill Waste Receipts
 in Tons (2000 lbs.) of Waste

For Year: 2015

Disposal Facility: 100934, IESI PA BLUE RIDGE LANDFILL CORP

County/State that Generated Waste	Waste Type: Municipal	Residual	Sewage Sludge	Processed Medical	Construction	WTE Ash Residue	Asbestos	Total
01 ADAMS	22959.7	363.8	0	0	7217.9	0	0	30541.4
21 CUMBERLAND	13163.7	478.8	2147.4	0	9617.4	0	0	25407.3
22 DAUPHIN	2.6	232.4	6	0	1008.7	0	0	1249.7
23 DELAWARE	0	1119.8	17.1	0	220.4	0	0	1357.3
28 FRANKLIN	74240.4	21515.7	10351.7	0	11827.5	0	0	117935.3
29 FULTON	45.4	0	0	0	12.6	0	0	58
39 LEHIGH	0	0	0	0	0.1	0	0	0.1
50 PERRY	79.9	0	0	0	0	0	0	79.9
67 YORK	0	0	0	0	482.2	0	0	482.2
DC DISRICT OF COLUMBIA	98395.3	1391.5	0	0	0	0	0	99786.8
DE DELAWARE (ST)	0	3112.5	0	0	20.8	0	0	3133.3
MD MARYLAND	244274.4	4072	2361	0	1800.3	0	0	252507.7
NJ NEW JERSEY	0	0	0	0	606.6	0	12.6	619.2
NY NEW YORK	93582.2	3652	525	0	0	0	0	97759.2
WV WEST VIRGINIA	12912.6	0	0	0	196.7	0	0	13109.3
Waste Totals:	559656.2	35938.5	15408.2	0	33011.2	0	12.6	644026.7



Please Use
Recycled Paper

Phone: 717-783-9258
 Printed: 2/28/2017

Also visit our Internet WWW Site at: <http://www.dep.state.pa.us>

DISCLAIMER: While care has been taken in the preparation of this report, there is no warranty or guarantee as to the data, calculation or content accuracy. The Commonwealth reserves the right to update or change any data or presentation format without notice or liability.

Commonwealth of Pennsylvania
 Department of Environmental Protection
 Bureau of Waste Management
 Division of Reporting and Fee Collection

 Landfill Waste Receipts
 in Tons (2000 lbs.) of Waste

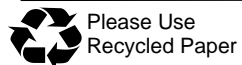
For Year: 2015

Disposal Facility: 100620, IMPERIAL LANDFILL

County/State that Generated Waste	Waste Type: Municipal	Residual	Sewage Sludge	Processed Medical	Construction	WTE Ash Residue	Asbestos	Total
02 ALLEGHENY	301248.4	70196.3	26392.8	3235.2	36820.6	6778.2	6184.7	450856.2
04 BEAVER	8005.1	2363	3236.3	0	938.5	0	363.6	14906.5
10 BUTLER	4329.7	5140	56	0	638.6	0	56.4	10220.7
11 CAMBRIA	4.1	0	0	0	0	0	0	4.1
15 CHESTER	0	1402.7	0	0	0	0	0	1402.7
25 ERIE	0	28.5	0	0	0	0	6	34.5
26 FAYETTE	311.6	627.1	0	0	0	0	0	938.7
28 FRANKLIN	0	0	0	0	0	0	3.8	3.8
30 GREENE	648.8	2651.5	22.3	0	7.5	0	25.7	3355.8
37 LAWRENCE	0	15.7	0	0	0	0	71.2	86.9
42 MCKEAN	0	0	0	0	4.7	0	0	4.7
51 PHILADELPHIA	19.7	0	0	0	0	0	0	19.7
56 SOMERSET	0	0	0	0	11.2	0	0	11.2
63 WASHINGTON	24756.1	27164.9	1549.3	0	5374.3	0	58.5	58903.1
65 WESTMORELAND	11	837.4	0	0	1.5	0	70.5	920.4
CT CONNECTICUT	0	10.7	0	0	0	0	2.8	13.5
DC DISRICT OF COLUMBIA	3.4	0	0	0	4.3	0	0	7.7
NJ NEW JERSEY	0	0	0	0	0	0	47.7	47.7
NY NEW YORK	0	1312.2	0	0	0	0	0.1	1312.3
OH OHIO	175.1	1613.8	432.4	0	3.8	0	125.1	2350.2
WV WEST VIRGINIA	7790.4	175.6	281.9	0	2.7	0	240.2	8490.8
Waste Totals:	347303.4	113539.4	31971	3235.2	43807.7	6778.2	7256.3	553891.2

Disposal Facility: 101439, JOSEPH J BRUNNER INC LANDFILL

County/State that Generated Waste	Waste Type: Municipal	Residual	Sewage Sludge	Processed Medical	Construction	WTE Ash Residue	Asbestos	Total
02 ALLEGHENY	17469.1	52.1	892.1	0	0	0	3.3	18416.6
04 BEAVER	23360.1	6453.2	6549.6	0	0	0	0.7	36363.6
10 BUTLER	4420.8	118.1	2802.8	0	0	0	0.1	7341.8
37 LAWRENCE	226.9	0	155	0	0	0	0	381.9
Waste Totals:	45476.9	6623.4	10399.5	0	0	0	4.1	62503.9



Please Use
Recycled Paper

Phone: 717-783-9258

Printed: 2/28/2017

Also visit our Internet WWW Site at: <http://www.dep.state.pa.us>

DISCLAIMER: While care has been taken in the preparation of this report, there is no warranty or guarantee as to the data, calculation or content accuracy. The Commonwealth reserves the right to update or change any data or presentation format without notice or liability.

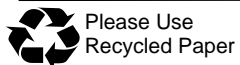
Commonwealth of Pennsylvania
 Department of Environmental Protection
 Bureau of Waste Management
 Division of Reporting and Fee Collection

 Landfill Waste Receipts
 in Tons (2000 lbs.) of Waste

For Year: 2015

Disposal Facility: 100663, KELLY RUN SANITATION INC LANDFILL

County/State that Generated Waste	Waste Type: Municipal	Residual	Sewage Sludge	Processed Medical	Construction	WTE Ash Residue	Asbestos	Total
02 ALLEGHENY	37815.8	23994.6	178.5	0	10338.4	0	0	72327.3
10 BUTLER	0	1631.2	0	0	0	0	0	1631.2
26 FAYETTE	3062.1	1322.6	827.1	0	1326.7	0	0	6538.5
30 GREENE	393.4	2077.9	0	0	6	0	0	2477.3
56 SOMERSET	0	2	0	0	0	0	0	2
63 WASHINGTON	5941.4	68905.7	256.1	0	536.8	0	0	75640
65 WESTMORELAND	6210.1	9697.2	0	0	716.6	0	0	16623.9
WV WEST VIRGINIA	0	80.2	0	0	0.1	0	0	80.3
Waste Totals:	53422.8	107711.4	1261.7	0	12924.6	0	0	175320.5



Please Use
Recycled Paper

Phone: 717-783-9258
 Printed: 2/28/2017

Also visit our Internet WWW Site at: <http://www.dep.state.pa.us>

DISCLAIMER: While care has been taken in the preparation of this report, there is no warranty or guarantee as to the data, calculation or content accuracy. The Commonwealth reserves the right to update or change any data or presentation format without notice or liability.

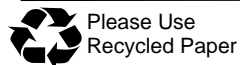
Commonwealth of Pennsylvania
 Department of Environmental Protection
 Bureau of Waste Management
 Division of Reporting and Fee Collection

Landfill Waste Receipts
 in Tons (2000 lbs.) of Waste

For Year: 2015

Disposal Facility: 101247, KEYSTONE SANITARY LANDFILL

County/State that Generated Waste	Waste Type: Municipal	Residual	Sewage Sludge	Processed Medical	Construction	WTE Ash Residue	Asbestos	Total
08 BRADFORD	0	11577.2	0	0	0	0	0	11577.2
13 CARBON	875.2	0	0	0	0	0	0	875.2
19 COLUMBIA	1.5	8.4	0	0	0	0	0	9.9
21 CUMBERLAND	0	0	0	0	13.3	0	0	13.3
35 LACKAWANNA	166044.9	7640.3	21067.9	0	12846.3	0	73.2	207672.6
39 LEHIGH	1711.3	0	0	0	0	0	0	1711.3
40 LUZERNE	89095.7	9583.7	13954.5	0	9954.8	0	369	122957.7
41 LYCOMING	0	4037.9	0	0	0	0	0	4037.9
45 MONROE	12970.2	946.9	1357	0	194.5	0	0	15468.6
46 MONTGOMERY	401.1	0	0	0	0	0	0	401.1
48 NORTHAMPTON	664.7	0	784.3	0	0	0	0	1449
52 PIKE	15290.1	214.2	848	0	796.4	0	0	17148.7
57 SULLIVAN	6.9	1	0	0	33.6	0	0	41.5
58 SUSQUEHANNA	14829.7	243176.8	6.8	0	4841.1	0	16.5	262870.9
59 TIOGA	0	0.4	0	0	0	0	0	0.4
64 WAYNE	2323.7	194.5	1354.9	0	1644.8	0	0	5517.9
66 WYOMING	4322.2	257.5	343	0	1049.5	0	0	5972.2
CT CONNECTICUT	4239.2	0	0	0	0	0	0	4239.2
NJ NEW JERSEY	417597.9	1745.7	0	0	64.2	0	0	419407.8
NY NEW YORK	807327.3	7264.2	0	0	470.6	0	6.4	815068.5
Waste Totals:	1537701.6	286648.7	39716.4	0	31909.1	0	465.1	1896440.9



Please Use
Recycled Paper

Phone: 717-783-9258
 Printed: 2/28/2017

Also visit our Internet WWW Site at: <http://www.dep.state.pa.us>

DISCLAIMER: While care has been taken in the preparation of this report, there is no warranty or guarantee as to the data, calculation or content accuracy. The Commonwealth reserves the right to update or change any data or presentation format without notice or liability.

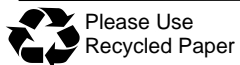
Commonwealth of Pennsylvania
 Department of Environmental Protection
 Bureau of Waste Management
 Division of Reporting and Fee Collection

 Landfill Waste Receipts
 in Tons (2000 lbs.) of Waste

For Year: 2015

Disposal Facility: 100329, LAKE VIEW LANDFILL

County/State that Generated Waste	Waste Type: Municipal	Residual	Sewage Sludge	Processed Medical	Construction	WTE Ash Residue	Asbestos	Total
02 ALLEGHENY	0	0.8	0	0	0	0	0	0.8
10 BUTLER	0	0.4	0	0	0	0	0	0.4
20 CRAWFORD	8723.2	6398.7	255.5	0	492	0	0.6	15870
25 ERIE	138532.2	41485.2	12238.1	0	25098.4	2627.6	654.8	220636.3
27 FOREST	0	1.6	0	0	0	0	0	1.6
43 MERCER	26047.5	47.6	0	0	0	0	3.4	26098.5
61 VENANGO	0	2667.2	0	0	0	0	0	2667.2
62 WARREN	0	158.4	0	0	0	0	29.3	187.7
NY NEW YORK	2.1	0	0	0	17.7	0	0	19.8
OH OHIO	7.5	0	0	0	0	0	0	7.5
Waste Totals:	173312.5	50759.9	12493.6	0	25608.1	2627.6	688.1	265489.8



Please Use
Recycled Paper

Phone: 717-783-9258
 Printed: 2/28/2017

Also visit our Internet WWW Site at: <http://www.dep.state.pa.us>

DISCLAIMER: While care has been taken in the preparation of this report, there is no warranty or guarantee as to the data, calculation or content accuracy. The Commonwealth reserves the right to update or change any data or presentation format without notice or liability.

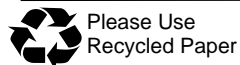
Commonwealth of Pennsylvania
 Department of Environmental Protection
 Bureau of Waste Management
 Division of Reporting and Fee Collection

Landfill Waste Receipts
 in Tons (2000 lbs.) of Waste

For Year: 2015

Disposal Facility: 101534, LAUREL HIGHLANDS LANDFILL INC

County/State that Generated Waste	Waste Type: Municipal	Residual	Sewage Sludge	Processed Medical	Construction	WTE Ash Residue	Asbestos	Total
05 BEDFORD	11.3	8.1	0	0	3.7	0	0	23.1
07 BLAIR	28680.7	11820.2	2081.3	0	2780.8	0	0	45363
10 BUTLER	0	13.9	0	0	0	0	0	13.9
11 CAMBRIA	35925	2120.3	4808	0	4769.1	51.1	0	47673.5
14 CENTRE	0	0	0	0	0.5	0	0	0.5
17 CLEARFIELD	0	475.8	175.3	0	0.6	0	0	651.7
21 CUMBERLAND	1.6	0	0	0	0	0	0	1.6
24 ELK	0	0	0	0	4.7	0	0	4.7
30 GREENE	3	262.8	0	0	0	0	0	265.8
31 HUNTINGDON	0	947	0	0	0	0	0	947
32 INDIANA	1049.8	11.8	0	0	568.7	0	0	1630.3
33 JEFFERSON	119.8	62.3	0	0	243.1	0	0	425.2
34 JUNIATA	89.4	45	0	0	0	0	0	134.4
44 MIFFLIN	142.7	0	0	0	0	0	0	142.7
56 SOMERSET	56.4	0	0	0	10.1	0	0	66.5
65 WESTMORELAND	403.9	851.1	0	0	46.8	0	0	1301.8
Waste Totals:	66483.6	16618.3	7064.6	0	8428.1	51.1	0	98645.7



Please Use
Recycled Paper

Phone: 717-783-9258
 Printed: 2/28/2017

Also visit our Internet WWW Site at: <http://www.dep.state.pa.us>

DISCLAIMER: While care has been taken in the preparation of this report, there is no warranty or guarantee as to the data, calculation or content accuracy. The Commonwealth reserves the right to update or change any data or presentation format without notice or liability.

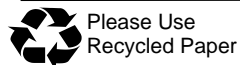
Commonwealth of Pennsylvania
 Department of Environmental Protection
 Bureau of Waste Management
 Division of Reporting and Fee Collection

 Landfill Waste Receipts
 in Tons (2000 lbs.) of Waste

For Year: 2015

Disposal Facility: 100758, LCSWMA - Susq. Resource Mgmt Complex

County/State that Generated Waste	Waste Type: Municipal	Residual	Sewage Sludge	Processed Medical	Construction	WTE Ash Residue	Asbestos	Total
01 ADAMS	0.1	0	0	0	0	0	0	0.1
04 BEAVER	0	12.6	0	0	0	0	0	12.6
06 BERKS	14695.9	0	0	0	0	0	0	14695.9
18 CLINTON	3.9	514	0	0	0	0	0	517.9
19 COLUMBIA	298.5	0	0	0	0	0	0	298.5
21 CUMBERLAND	24836.4	436.3	0	0	3129.2	0	0	28401.9
22 DAUPHIN	161131.5	3965.1	0	0	7352.8	0	0	172449.4
28 FRANKLIN	32.9	532.3	0	0	0	0	0	565.2
34 JUNIATA	0	0	0	0	1.1	0	0	1.1
36 LANCASTER	2031.4	0	0	0	0	0	0	2031.4
40 LUZERNE	0	265.4	0	0	0	0	0	265.4
41 LYCOMING	0	53.5	0	0	0	0	0	53.5
49 NORTHUMBERLAND	613.4	0	0	0	0	0	0	613.4
50 PERRY	1966	0	0	0	6.5	0	0	1972.5
54 SCHUYLKILL	810.2	187.1	0	0	10.8	0	0	1008.1
58 SUSQUEHANNA	11.4	0	0	0	0	0	0	11.4
67 YORK	0	0.8	0	0	33.7	0	0	34.5
MD MARYLAND	0	38.5	0	0	0	0	0	38.5
NJ NEW JERSEY	73342.3	0	0	0	0	0	0	73342.3
Waste Totals:	279773.9	6005.6	0	0	10534.1	0	0	296313.6



Please Use
Recycled Paper

Phone: 717-783-9258
 Printed: 2/28/2017

Also visit our Internet WWW Site at: <http://www.dep.state.pa.us>

DISCLAIMER: While care has been taken in the preparation of this report, there is no warranty or guarantee as to the data, calculation or content accuracy. The Commonwealth reserves the right to update or change any data or presentation format without notice or liability.

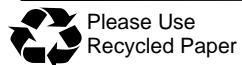
Commonwealth of Pennsylvania
 Department of Environmental Protection
 Bureau of Waste Management
 Division of Reporting and Fee Collection

 Landfill Waste Receipts
 in Tons (2000 lbs.) of Waste

For Year: 2015

Disposal Facility: 101389, LCSWMA FREY FARM LANDFILL

County/State that Generated Waste	Waste Type: Municipal	Residual	Sewage Sludge	Processed Medical	Construction	WTE Ash Residue	Asbestos	Total
01 ADAMS	0	5.5	0	0	0	0	0	5.5
06 BERKS	0	0	0	0	15.8	0	0	15.8
15 CHESTER	0	0	0	0	3.4	0	0	3.4
21 CUMBERLAND	0	158.3	0	0	11.8	0	0	170.1
22 DAUPHIN	18.4	27.2	0	0	12675.1	78600.3	0	91321
36 LANCASTER	20879.3	85693.3	22107.7	622	85301.7	91944.7	55.7	306604.4
38 LEBANON	0	1707	0	0	0	0	0	1707
50 PERRY	0	14.9	0	0	0	0	0	14.9
66 WYOMING	0	116.3	0	0	0	0	0	116.3
67 YORK	0	6660.9	0	0	223	0	0	6883.9
DE DELAWARE (ST)	0	108.9	0	0	0	0	0	108.9
Waste Totals:	20897.7	94492.3	22107.7	622	98230.8	170545	55.7	406951.2



Please Use
Recycled Paper

Phone: 717-783-9258
 Printed: 2/28/2017

Also visit our Internet WWW Site at: <http://www.dep.state.pa.us>

DISCLAIMER: While care has been taken in the preparation of this report, there is no warranty or guarantee as to the data, calculation or content accuracy. The Commonwealth reserves the right to update or change any data or presentation format without notice or liability.

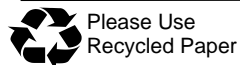
Commonwealth of Pennsylvania
 Department of Environmental Protection
 Bureau of Waste Management
 Division of Reporting and Fee Collection

 Landfill Waste Receipts
 in Tons (2000 lbs.) of Waste

For Year: 2015

Disposal Facility: 400592, LCSWMA RESOURCE RECOVERY FACILITY

County/State that Generated Waste	Waste Type: Municipal	Residual	Sewage Sludge	Processed Medical	Construction	WTE Ash Residue	Asbestos	Total
06 BERKS	13378	704.8	0	0	0	0	0	14082.8
07 BLAIR	0	52.5	0	0	0	0	0	52.5
09 BUCKS	0	2021.6	0	0	0	0	0	2021.6
11 CAMBRIA	0	60.4	0	0	0	0	0	60.4
13 CARBON	0	21.1	0	0	0	0	0	21.1
14 CENTRE	0	26.2	0	0	0	0	0	26.2
15 CHESTER	0.2	470.7	0	0	0	0	0	470.9
18 CLINTON	0	2.9	0	0	0	0	0	2.9
21 CUMBERLAND	20.1	331.3	0	0	0	0	0	351.4
22 DAUPHIN	4.4	1775.6	0	0	0	0	0	1780
23 DELAWARE	0	35.3	0	0	0	0	0	35.3
36 LANCASTER	295777.3	33381.9	6415.9	0	391.3	0	0	335966.4
38 LEBANON	0	1297.2	0	0	0	0	0	1297.2
39 LEHIGH	169.6	1862.3	0	0	0	0	0	2031.9
40 LUZERNE	0	2.1	0	0	0	0	0	2.1
41 LYCOMING	0	117.1	0	0	0	0	0	117.1
45 MONROE	0	514.7	0	0	0	0	0	514.7
46 MONTGOMERY	592	846.7	0	0	0	0	0	1438.7
47 MONTOUR	0	24.5	0	0	0	0	0	24.5
48 NORTHAMPTON	0	144.5	0	0	0	0	0	144.5
49 NORTHUMBERLAND	0	117.1	0	0	0	0	0	117.1
51 PHILADELPHIA	21.2	173.9	0	0	0	0	0	195.1
54 SCHUYLKILL	0	34.9	0	0	0	0	0	34.9
66 WYOMING	0	3506.2	0	0	0	0	0	3506.2
67 YORK	3	211	0	0	0	0	0	214
CN CANADA	0	96.1	0	0	0	0	0	96.1
CT CONNECTICUT	0	10.1	0	0	0	0	0	10.1
DE DELAWARE (ST)	0	458	0	0	0	0	0	458
FL FLORIDA	0	72.2	0	0	0	0	0	72.2
IL ILLINOIS	0	300	0	0	0	0	0	300



Please Use
Recycled Paper

Phone: 717-783-9258
 Printed: 2/28/2017

Also visit our Internet WWW Site at: <http://www.dep.state.pa.us>


DISCLAIMER: While care has been taken in the preparation of this report, there is no warranty or guarantee as to the data, calculation or content accuracy. The Commonwealth reserves the right to update or change any data or presentation format without notice or liability.

Commonwealth of Pennsylvania
 Department of Environmental Protection
 Bureau of Waste Management
 Division of Reporting and Fee Collection

 Landfill Waste Receipts
 in Tons (2000 lbs.) of Waste

For Year: 2015

IN INDIANA	0	40.9	0	0	0	0	0	40.9
LA LOUISIANA	0	160.2	0	0	0	0	0	160.2
MD MARYLAND	212.6	76.3	0	0	0	0	0	288.9
NC NORTH CAROLINA	0	2115.9	0	0	0	0	0	2115.9
NJ NEW JERSEY	22413.7	1547.9	0	0	0	0	0	23961.6
NY NEW YORK	13731.8	465.4	0	0	0	0	0	14197.2
TN TENNESSEE	0	22.2	0	0	0	0	0	22.2
WI WISCONSIN	0	11.5	0	0	0	0	0	11.5
Waste Totals:	346323.9	53113.2	6415.9	0	391.3	0	0	406244.3



Please Use
Recycled Paper

Phone: 717-783-9258
 Printed: 2/28/2017

Also visit our Internet WWW Site at: <http://www.dep.state.pa.us>

DISCLAIMER: While care has been taken in the preparation of this report, there is no warranty or guarantee as to the data, calculation or content accuracy. The Commonwealth reserves the right to update or change any data or presentation format without notice or liability.

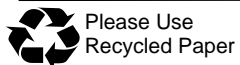
Commonwealth of Pennsylvania
 Department of Environmental Protection
 Bureau of Waste Management
 Division of Reporting and Fee Collection

Landfill Waste Receipts
 in Tons (2000 lbs.) of Waste

For Year: 2015

Disposal Facility: 100963, LYCOMING COUNTY RESOURCE MANAGEMENT SERVICES LAND

County/State that Generated Waste	Waste Type: Municipal	Residual	Sewage Sludge	Processed Medical	Construction	WTE Ash Residue	Asbestos	Total
01 ADAMS	0	0.7	0	0	0	0	0	0.7
06 BERKS	0	196.3	0	0	0	0	0	196.3
14 CENTRE	0	38.3	0	0	0	0	0	38.3
17 CLEARFIELD	0	52.8	0	0	0	0	0	52.8
18 CLINTON	16.2	520.4	0	0	0	0	3.7	540.3
19 COLUMBIA	41445.2	15555.9	7964.3	0	7496.7	0	39.2	72501.3
21 CUMBERLAND	0	3.8	0	0	0	0	0	3.8
22 DAUPHIN	0	291.7	0	0	0	0	8.5	300.2
33 JEFFERSON	0	121.5	0	0	0	0	0	121.5
34 JUNIATA	3.5	30.9	0	0	0	0	0	34.4
35 LACKAWANNA	0	1	0	0	0	0	102.8	103.8
36 LANCASTER	0	0.1	0	0	0	0	0	0.1
38 LEBANON	0	33.4	0	0	0	0	0	33.4
39 LEHIGH	0	15.4	0	0	0	0	0	15.4
40 LUZERNE	108.7	1.1	0	0	39.9	0	331.4	481.1
41 LYCOMING	56153.9	14474.5	8497.8	311.1	3296.8	0	45.6	82779.7
44 MIFFLIN	0	22.3	0	0	0.7	0	0	23
45 MONROE	0	22	0	0	0	0	91	113
46 MONTGOMERY	0	0	0	0	0	0	14.2	14.2
47 MONTOUR	8664.8	2972.1	4.9	537.4	1703.2	2.6	23.3	13908.3
49 NORTHUMBERLAND	19686.4	12277.7	8796.2	0	2176.4	5.7	20.4	42962.8
50 PERRY	27.7	78.9	0	0	0	0	0	106.6
54 SCHUYLKILL	8.8	102.6	53.3	0	3.3	0	99.1	267.1
55 SNYDER	13504.2	3970.8	1099	0	936.8	23.7	82.9	19617.4
57 SULLIVAN	29.1	1	0	0	0	0	0	30.1
58 SUSQUEHANNA	0	22	0	0	0	0	34.6	56.6
59 TIOGA	18.6	0	0	0	2	0	0	20.6
60 UNION	21855.1	8309.2	3945	0	3129.1	8	50.4	37296.8
62 WARREN	0	1	0	0	0	0	0	1
64 WAYNE	0	0	0	0	0	0	8.2	8.2



Please Use
Recycled Paper

Phone: 717-783-9258
 Printed: 2/28/2017

Also visit our Internet WWW Site at: <http://www.dep.state.pa.us>

DISCLAIMER: While care has been taken in the preparation of this report, there is no warranty or guarantee as to the data, calculation or content accuracy. The Commonwealth reserves the right to update or change any data or presentation format without notice or liability.

Commonwealth of Pennsylvania
 Department of Environmental Protection
 Bureau of Waste Management
 Division of Reporting and Fee Collection

 Landfill Waste Receipts
 in Tons (2000 lbs.) of Waste

For Year: 2015

66 WYOMING	0	0.1	0	0	2.2	0	7.7	10
67 YORK	0.3	49.7	0	0	0	0	0	50
MD MARYLAND	0	0.1	0	0	0	0	0	0.1
NJ NEW JERSEY	0	11110.8	0	0	0	0	1002.1	12112.9
NY NEW YORK	0	0.2	0	0	0	0	0	0.2
Waste Totals:	161522.5	70278.3	30360.5	848.5	18787.1	40	1965.1	283802



Please Use
Recycled Paper

Phone: 717-783-9258
 Printed: 2/28/2017

Also visit our Internet WWW Site at: <http://www.dep.state.pa.us>

DISCLAIMER: While care has been taken in the preparation of this report, there is no warranty or guarantee as to the data, calculation or content accuracy. The Commonwealth reserves the right to update or change any data or presentation format without notice or liability.

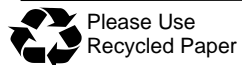
Commonwealth of Pennsylvania
 Department of Environmental Protection
 Bureau of Waste Management
 Division of Reporting and Fee Collection

 Landfill Waste Receipts
 in Tons (2000 lbs.) of Waste

For Year: 2015

Disposal Facility: 100113, MODERN LANDFILL

County/State that Generated Waste	Waste Type: Municipal	Residual	Sewage Sludge	Processed Medical	Construction	WTE Ash Residue	Asbestos	Total
01 ADAMS	18.1	15202.1	254.6	0	5.4	0	2.1	15482.3
06 BERKS	0	1013.1	0	0	0	0	0	1013.1
09 BUCKS	0	197.5	0	0	0	0	0	197.5
15 CHESTER	0	58.9	283.8	0	0	0	0	342.7
18 CLINTON	0	11.4	0	0	0	0	0	11.4
21 CUMBERLAND	41391.7	3175.2	423.9	0	9674.5	0	378	55043.3
22 DAUPHIN	0	9549.3	232.6	1809.4	8759.7	0	168.9	20519.9
23 DELAWARE	0	221.1	43.3	0	0	0	0	264.4
26 FAYETTE	0	13.3	0	0	0	0	0	13.3
28 FRANKLIN	0	7.5	0	0	0	0	0	7.5
31 HUNTINGDON	0	56.6	0	0	0	0	0	56.6
36 LANCASTER	0	48851.3	373.1	0	0	0	0	49224.4
38 LEBANON	0	17412.4	0	0	0	0	25.8	17438.2
39 LEHIGH	0	199.4	0	0	0	0	0	199.4
40 LUZERNE	0	209.6	0	0	0	0	0	209.6
46 MONTGOMERY	38.8	0.8	533.7	0	32600.3	0	142.3	33315.9
48 NORTHAMPTON	0	50.4	0	0	0	0	13.3	63.7
50 PERRY	0	278.5	0	0	44.5	0	0	323
51 PHILADELPHIA	212713.9	15.3	0	0	93.7	0	1.9	212824.8
54 SCHUYLKILL	0	326.2	0	0	0	0	5.8	332
61 VENANGO	0	405.9	0	0	0	0	0	405.9
67 YORK	382.3	178630.7	3065.6	0	33976.1	142356.8	397.2	358808.7
CT CONNECTICUT	0	8627.1	0	0	0	0	3449.2	12076.3
DC DISRICT OF COLUMBIA	0	23.5	0	0	0	0	342.9	366.4
DE DELAWARE (ST)	0	4062.3	0	0	0	0	295.1	4357.4
MD MARYLAND	19	18079.7	9138.4	17943.3	500	0	3414.5	49094.9
NJ NEW JERSEY	26750.4	616.6	91.5	0	38.3	0	3935.6	31432.4
NY NEW YORK	0	7.9	0	0	0	0	5.9	13.8
VA VIRGINIA	0	1902.9	0	0	0	0	0	1902.9
WV WEST VIRGINIA	0	106.6	0	0	0	0	0	106.6



Please Use
Recycled Paper

Phone: 717-783-9258
 Printed: 2/28/2017

Also visit our Internet WWW Site at: <http://www.dep.state.pa.us>

DISCLAIMER: While care has been taken in the preparation of this report, there is no warranty or guarantee as to the data, calculation or content accuracy. The Commonwealth reserves the right to update or change any data or presentation format without notice or liability.

Commonwealth of Pennsylvania
 Department of Environmental Protection
 Bureau of Waste Management
 Division of Reporting and Fee Collection

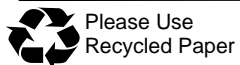
Landfill Waste Receipts
 in Tons (2000 lbs.) of Waste

For Year: 2015

Waste Totals: 281314.2 309313.1 14440.5 19752.7 85692.5 142356.8 12578.5 865448.3

Disposal Facility: 100594, MONROEVILLE LANDFILL

County/State that Generated Waste	Waste Type: Municipal	Residual	Sewage Sludge	Processed Medical	Construction	WTE Ash Residue	Asbestos	Total
02 ALLEGHENY	249640.2	94245.8	3842.4	3443.8	46445.3	9637.2	0	407254.7
03 ARMSTRONG	496.8	314.8	0	0	42.8	0	0	854.4
10 BUTLER	1050.8	1486.2	0	0	38.6	0	0	2575.6
26 FAYETTE	0	141.1	0	0	0	0	0	141.1
30 GREENE	0	867.7	0	0	0	0	0	867.7
63 WASHINGTON	0	10.8	0	0	0	0	0	10.8
65 WESTMORELAND	7834.1	436	0	0	2057.5	0	0	10327.6
OH OHIO	0	2768.8	0	0	0	0	0	2768.8
WV WEST VIRGINIA	0	458.9	0	0	0	0	0	458.9
Waste Totals:	259021.9	100730.1	3842.4	3443.8	48584.2	9637.2	0	425259.6



Please Use
Recycled Paper

Phone: 717-783-9258
 Printed: 2/28/2017

Also visit our Internet WWW Site at: <http://www.dep.state.pa.us>

DISCLAIMER: While care has been taken in the preparation of this report, there is no warranty or guarantee as to the data, calculation or content accuracy. The Commonwealth reserves the right to update or change any data or presentation format without notice or liability.

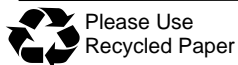
Commonwealth of Pennsylvania
 Department of Environmental Protection
 Bureau of Waste Management
 Division of Reporting and Fee Collection

Landfill Waste Receipts
 in Tons (2000 lbs.) of Waste

For Year: 2015

Disposal Facility: 101571, MOSTOLLER LANDFILL INC

County/State that Generated Waste	Waste Type: Municipal	Residual	Sewage Sludge	Processed Medical	Construction	WTE Ash Residue	Asbestos	Total
02 ALLEGHENY	0	96.5	0	0	0	0	0	96.5
05 BEDFORD	236.4	383	236.5	0	14.4	0	0.5	870.8
07 BLAIR	49381.6	707.5	206.8	0	1516.8	0	19.4	51832.1
11 CAMBRIA	33292.7	1400.6	1704.8	0	2424.4	0	197.4	39019.9
12 CAMERON	14.9	0	0	0	0	0	0	14.9
22 DAUPHIN	0	0	724.4	0	0	0	0	724.4
26 FAYETTE	24	298.5	0	0	1.9	0	0	324.4
30 GREENE	0	1168.1	0	0	0	0	0	1168.1
31 HUNTINGDON	98.2	120.9	0	0	179	0	0	398.1
32 INDIANA	0	0	0	0	393.5	0	21.6	415.1
54 SCHUYLKILL	36.9	0	0	0	0	0	0	36.9
56 SOMERSET	26807.4	1373.8	4196.3	0	3653.2	0	72.2	36102.9
63 WASHINGTON	0	502.5	0	0	0	0	0	502.5
65 WESTMORELAND	15598.9	38502.2	0	0	130.2	0	3	54234.3
MD MARYLAND	31538.1	1213.3	0	0	174.4	0	0	32925.8
WV WEST VIRGINIA	0	1002.5	0	0	30.7	0	0	1033.2
Waste Totals:	157029.1	46769.4	7068.8	0	8518.5	0	314.1	219699.9



Please Use
Recycled Paper

Phone: 717-783-9258
 Printed: 2/28/2017

Also visit our Internet WWW Site at: <http://www.dep.state.pa.us>

DISCLAIMER: While care has been taken in the preparation of this report, there is no warranty or guarantee as to the data, calculation or content accuracy. The Commonwealth reserves the right to update or change any data or presentation format without notice or liability.

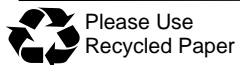
Commonwealth of Pennsylvania
 Department of Environmental Protection
 Bureau of Waste Management
 Division of Reporting and Fee Collection

 Landfill Waste Receipts
 in Tons (2000 lbs.) of Waste

For Year: 2015

Disposal Facility: 101100, MOUNTAIN VIEW RECLAMATION LANDFILL

County/State that Generated Waste	Waste Type: Municipal	Residual	Sewage Sludge	Processed Medical	Construction	WTE Ash Residue	Asbestos	Total
01 ADAMS	8841.9	6193.1	0	0	555.9	0	0	15590.9
05 BEDFORD	0	6.7	0	0	0	0	0	6.7
21 CUMBERLAND	16949.3	1231.2	28.3	0	3931.2	0	0	22140
22 DAUPHIN	0	6643.4	206	0.7	7160.1	0	0	14010.2
28 FRANKLIN	19944	7112.3	1135.1	0	3068.3	0	0	31259.7
29 FULTON	965.2	1047.1	0	0	200.9	0	0	2213.2
49 NORTHUMBERLAND	11789.2	0	0	0	40.6	0	0	11829.8
50 PERRY	1442.6	0	0	0	428.2	0	0	1870.8
54 SCHUYLKILL	0	21.5	0	0	0	0	0	21.5
67 YORK	9.7	0.2	0	0	1181.5	0	0	1191.4
MD MARYLAND	107159.3	18309	621.4	0	3317.8	0	0	129407.5
VA VIRGINIA	98.5	0	0	0	0	0	3.2	101.7
WV WEST VIRGINIA	21837	1232.7	7.6	0	1466.9	0	6.5	24550.7
Waste Totals:	189036.7	41797.2	1998.4	0.7	21351.4	0	9.7	254194.1



Please Use
Recycled Paper

Phone: 717-783-9258
 Printed: 2/28/2017

Also visit our Internet WWW Site at: <http://www.dep.state.pa.us>

DISCLAIMER: While care has been taken in the preparation of this report, there is no warranty or guarantee as to the data, calculation or content accuracy. The Commonwealth reserves the right to update or change any data or presentation format without notice or liability.

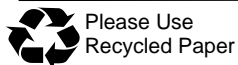
Commonwealth of Pennsylvania
 Department of Environmental Protection
 Bureau of Waste Management
 Division of Reporting and Fee Collection

 Landfill Waste Receipts
 in Tons (2000 lbs.) of Waste

For Year: 2015

Disposal Facility: 100585, NORTHWEST SANITARY LANDFILL

County/State that Generated Waste	Waste Type: Municipal	Residual	Sewage Sludge	Processed Medical	Construction	WTE Ash Residue	Asbestos	Total
02 ALLEGHENY	3257.9	2029.6	0	0	647.3	0	15.9	5950.7
03 ARMSTRONG	5561	6137.7	0	0	153.1	0	0	11851.8
04 BEAVER	124.3	0	0	0	36.6	0	0	160.9
10 BUTLER	25157.9	100754.8	25.7	0	4051.4	0	95.5	130085.3
16 CLARION	1512.1	1090.7	117.7	0	167.6	0	0	2888.1
20 CRAWFORD	388.6	147.7	0	0	133.6	0	0	669.9
25 ERIE	0	21.9	0	0	0	0	0	21.9
30 GREENE	0	63.9	0	0	0	0	0	63.9
32 INDIANA	0	11.4	0	0	0	0	0	11.4
37 LAWRENCE	11760.1	2236.5	0	0	109	0	7.5	14113.1
42 MCKEAN	0	0.3	0	0	0	0	0	0.3
43 MERCER	1345.9	129.9	139.7	0	212.6	0	27	1855.1
61 VENANGO	3130.3	2789.1	0	0	245	0	1.2	6165.6
62 WARREN	0	0.3	0	0	0	0	0	0.3
Waste Totals:	52238.1	115413.8	283.1	0	5756.2	0	147.1	173838.3



Please Use
Recycled Paper

Phone: 717-783-9258
 Printed: 2/28/2017

Also visit our Internet WWW Site at: <http://www.dep.state.pa.us>

DISCLAIMER: While care has been taken in the preparation of this report, there is no warranty or guarantee as to the data, calculation or content accuracy. The Commonwealth reserves the right to update or change any data or presentation format without notice or liability.

Commonwealth of Pennsylvania
 Department of Environmental Protection
 Bureau of Waste Management
 Division of Reporting and Fee Collection

Landfill Waste Receipts
 in Tons (2000 lbs.) of Waste

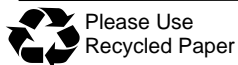
For Year: 2015

Disposal Facility: 100346, PIONEER CROSSING LANDFILL

County/State that Generated Waste	Waste Type: Municipal	Residual	Sewage Sludge	Processed Medical	Construction	WTE Ash Residue	Asbestos	Total
06 BERKS	37805.6	14342.8	2667.5	0	1187.8	0	0	56003.7
09 BUCKS	3360.7	211.5	174.9	397.5	0.8	0	0	4145.4
15 CHESTER	2160	1739	410.3	0	95.2	0	0	4404.5
22 DAUPHIN	0	0	0	0	9.8	0	0	9.8
23 DELAWARE	74.8	0.9	0	422	520	52.1	4.6	1074.4
36 LANCASTER	1058.5	0	0	0	0	0	0	1058.5
39 LEHIGH	21640.6	6032.6	64.5	302.5	36.8	0	0	28077
46 MONTGOMERY	115235.8	6070.5	2935.2	0.9	526.3	193.2	0	124961.9
48 NORTHAMPTON	42.7	2544.2	0	3731.9	15.3	0	0	6334.1
51 PHILADELPHIA	157.9	313.4	187.2	2082.3	0	0	0	2740.8
54 SCHUYLKILL	18.6	0	0	0	0	0	0	18.6
NJ NEW JERSEY	35.3	550.8	7760.7	0	0	0	0	8346.8
NY NEW YORK	388.6	790.8	2714.7	103.5	0	0	0	3997.6
RI RHODE ISLAND	0	0	0	2632.9	0	0	0	2632.9
Waste Totals:	181979.1	32596.5	16915	9673.5	2392	245.3	4.6	243806

Disposal Facility: 101069, S.E.C.C.R.A. LANDFILL

County/State that Generated Waste	Waste Type: Municipal	Residual	Sewage Sludge	Processed Medical	Construction	WTE Ash Residue	Asbestos	Total
15 CHESTER	72562.2	3104.6	1863.2	0	29834.8	0	0	107364.8
Waste Totals:	72562.2	3104.6	1863.2	0	29834.8	0	0	107364.8



Please Use
Recycled Paper

Phone: 717-783-9258
 Printed: 2/28/2017

Also visit our Internet WWW Site at: <http://www.dep.state.pa.us>

DISCLAIMER: While care has been taken in the preparation of this report, there is no warranty or guarantee as to the data, calculation or content accuracy. The Commonwealth reserves the right to update or change any data or presentation format without notice or liability.


Commonwealth of Pennsylvania
 Department of Environmental Protection
 Bureau of Waste Management
 Division of Reporting and Fee Collection

 Landfill Waste Receipts
 in Tons (2000 lbs.) of Waste

For Year: 2015

Disposal Facility: 101538, SANDY RUN LANDFILL INC.

County/State that Generated Waste	Waste Type: Municipal	Residual	Sewage Sludge	Processed Medical	Construction	WTE Ash Residue	Asbestos	Total
05 BEDFORD	22494.5	1159.1	306.7	0	122	0	0	24082.3
07 BLAIR	3384.7	1459.1	11	0	426	0	0	5280.8
11 CAMBRIA	16.8	0	0	0	0	0	0	16.8
21 CUMBERLAND	0	0	0	0	43.2	0	0	43.2
28 FRANKLIN	6.9	0	0	0	0	0	0	6.9
29 FULTON	2477.6	0	0	0	178	0	0	2655.6
31 HUNTINGDON	14216	54.9	395.4	0	21.4	0	0	14687.7
34 JUNIATA	1	0	0	0	0	0	0	1
44 MIFFLIN	0	13.4	0	0	0	0	0	13.4
50 PERRY	0	212.4	0	0	0	0	0	212.4
MD MARYLAND	2983.1	0	0	0	0	0	0	2983.1
Waste Totals:	45580.6	2898.9	713.1	0	790.6	0	0	49983.2



Please Use
Recycled Paper

Phone: 717-783-9258
 Printed: 2/28/2017

Also visit our Internet WWW Site at: <http://www.dep.state.pa.us>

DISCLAIMER: While care has been taken in the preparation of this report, there is no warranty or guarantee as to the data, calculation or content accuracy. The Commonwealth reserves the right to update or change any data or presentation format without notice or liability.

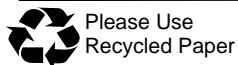
Commonwealth of Pennsylvania
 Department of Environmental Protection
 Bureau of Waste Management
 Division of Reporting and Fee Collection

 Landfill Waste Receipts
 in Tons (2000 lbs.) of Waste

For Year: 2015

Disposal Facility: 100403, SENECA LANDFILL INC

County/State that Generated Waste	Waste Type: Municipal	Residual	Sewage Sludge	Processed Medical	Construction	WTE Ash Residue	Asbestos	Total
02 ALLEGHENY	53224.2	29132.5	5256.1	0	11518.4	0	0	99131.2
03 ARMSTRONG	3901.5	467	849.4	0	242.2	0	0	5460.1
04 BEAVER	26642.7	951.5	677.7	0	146.1	0	0	28418
10 BUTLER	88686.8	23509	4699.3	0	10966.1	0	0	127861.2
11 CAMBRIA	0	0	0	0	0	0	0	0
16 CLARION	0.3	65.2	17.8	0	0	0	0	83.3
20 CRAWFORD	5.9	138.9	4906.6	0	230	0	0	5281.4
25 ERIE	7.4	59.7	205.5	0	0	0	0	272.6
26 FAYETTE	0	0	0	0	0	0	0	0
27 FOREST	0	0	339.3	0	0	0	0	339.3
32 INDIANA	0	1459.8	0	0	0	0	0	1459.8
33 JEFFERSON	0	61.2	0	0	0	0	0	61.2
37 LAWRENCE	842.7	1536.8	0	0	392.5	0	0	2772
43 MERCER	105005.5	7041.9	498.1	0	6838.1	0	0	119383.6
60 UNION	0	0	0	0	0	0	0	0
61 VENANGO	43.2	2508.8	1627.6	0	2397	0	0	6576.6
63 WASHINGTON	38.5	53.3	3189.7	0	79.3	0	0	3360.8
65 WESTMORELAND	1963.8	2505.7	1733.7	0	342.9	0	0	6546.1
OH OHIO	7040.1	0	0	0	9.2	0	0	7049.3
Waste Totals:	287402.6	69491.3	24000.8	0	33161.8	0	0	414056.5



Please Use
Recycled Paper

Phone: 717-783-9258
 Printed: 2/28/2017

Also visit our Internet WWW Site at: <http://www.dep.state.pa.us>

DISCLAIMER: While care has been taken in the preparation of this report, there is no warranty or guarantee as to the data, calculation or content accuracy. The Commonwealth reserves the right to update or change any data or presentation format without notice or liability.

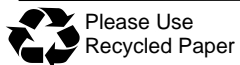
Commonwealth of Pennsylvania
 Department of Environmental Protection
 Bureau of Waste Management
 Division of Reporting and Fee Collection

 Landfill Waste Receipts
 in Tons (2000 lbs.) of Waste

For Year: 2015

Disposal Facility: 100592, SOUTH HILLS LANDFILL INC

County/State that Generated Waste	Waste Type: Municipal	Residual	Sewage Sludge	Processed Medical	Construction	WTE Ash Residue	Asbestos	Total
02 ALLEGHENY	28255.9	17079.3	2653.8	0	22198.4	4378	0	74565.4
03 ARMSTRONG	0	82.9	0	0	0	0	0	82.9
10 BUTLER	0	45.1	0	0	0	0	0	45.1
26 FAYETTE	191.6	3278.7	0	0	292.8	0	0	3763.1
30 GREENE	0	1436.3	0	0	1.4	0	0	1437.7
37 LAWRENCE	0	4.7	0	0	0	0	0	4.7
56 SOMERSET	0	140.8	0	0	0	0	0	140.8
63 WASHINGTON	10378	5912.9	0	0	1909.2	0	0	18200.1
65 WESTMORELAND	15.8	85	0	0	80.9	0	0	181.7
OH OHIO	0	584.8	0	0	0	1390.4	0	1975.2
WV WEST VIRGINIA	0	3996.6	0	0	0	3862.4	0	7859
Waste Totals:	38841.3	32647.1	2653.8	0	24482.7	9630.8	0	108255.7



Please Use
Recycled Paper

Phone: 717-783-9258
 Printed: 2/28/2017

Also visit our Internet WWW Site at: <http://www.dep.state.pa.us>

DISCLAIMER: While care has been taken in the preparation of this report, there is no warranty or guarantee as to the data, calculation or content accuracy. The Commonwealth reserves the right to update or change any data or presentation format without notice or liability.

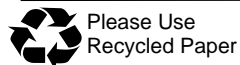
Commonwealth of Pennsylvania
 Department of Environmental Protection
 Bureau of Waste Management
 Division of Reporting and Fee Collection

Landfill Waste Receipts
 in Tons (2000 lbs.) of Waste

For Year: 2015

Disposal Facility: 100081, SOUTHERN ALLEGHENIES LANDFILL INC

County/State that Generated Waste	Waste Type: Municipal	Residual	Sewage Sludge	Processed Medical	Construction	WTE Ash Residue	Asbestos	Total
02 ALLEGHENY	0	10.2	0	0	0	0	0	10.2
05 BEDFORD	131.9	311.3	0	0	11.6	0	109.7	564.5
07 BLAIR	223.2	3709.3	0	0	1.8	0	58.7	3993
08 BRADFORD	0	0	0	0	0	0	6	6
10 BUTLER	0	72.4	0	0	0	0	0	72.4
11 CAMBRIA	25205	7650.7	46	0	4495.4	0	32.6	37429.7
17 CLEARFIELD	0	24.2	0	0	0	0	0	24.2
20 CRAWFORD	10.2	0	0	0	0	0	0	10.2
22 DAUPHIN	0	26	0	0	0	0	30.7	56.7
31 HUNTINGDON	0.4	0	0	0	0	0	0	0.4
32 INDIANA	29.9	0	0	0	18.1	0	0	48
33 JEFFERSON	0	8.3	0	0	0	0	0	8.3
39 LEHIGH	0	0	0	0	0	0	9.3	9.3
40 LUZERNE	0	718.1	0	0	0	0	1094.5	1812.6
51 PHILADELPHIA	0	13.3	0	0	0	0	1288.3	1301.6
56 SOMERSET	19360.3	3780.4	503.6	0	1366.6	0	4.8	25015.7
62 WARREN	0	18	0	0	0	0	0	18
65 WESTMORELAND	84	28.8	0	0	1.5	0	9.1	123.4
MD MARYLAND	0	35.8	0	0	0	0	72.1	107.9
NY NEW YORK	0	0	0	0	0	0	587	587
VA VIRGINIA	0	42.9	0	0	0	0	61.6	104.5
WV WEST VIRGINIA	0	82.4	0	0	0	0	0	82.4
Waste Totals:	45044.9	16532.1	549.6	0	5895	0	3364.4	71386



Please Use
Recycled Paper

Phone: 717-783-9258
 Printed: 2/28/2017

Also visit our Internet WWW Site at: <http://www.dep.state.pa.us>

DISCLAIMER: While care has been taken in the preparation of this report, there is no warranty or guarantee as to the data, calculation or content accuracy. The Commonwealth reserves the right to update or change any data or presentation format without notice or liability.

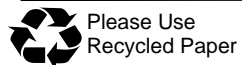
Commonwealth of Pennsylvania
 Department of Environmental Protection
 Bureau of Waste Management
 Division of Reporting and Fee Collection

Landfill Waste Receipts
 in Tons (2000 lbs.) of Waste

For Year: 2015

Disposal Facility: 100277, TERVITA SANITARY LANDFILL

County/State that Generated Waste	Waste Type: Municipal	Residual	Sewage Sludge	Processed Medical	Construction	WTE Ash Residue	Asbestos	Total
02 ALLEGHENY	49175.1	2611.5	5602.7	0	10461.8	0	473.6	68324.7
03 ARMSTRONG	0	0	0	0	2.3	0	0	2.3
04 BEAVER	0	11.8	0	0	0	0	0	11.8
10 BUTLER	0	18.4	0	0	18	0	0	36.4
17 CLEARFIELD	0	0	0	0	42	0	0	42
26 FAYETTE	12926.8	1989.3	500.7	0	4514.2	0	15.2	19946.2
30 GREENE	794.4	2927.1	247.5	0	722.9	0	0	4691.9
32 INDIANA	0	33.3	0	0	5.8	0	0	39.1
43 MERCER	0	0	0	0	16.4	0	6.5	22.9
56 SOMERSET	11.9	352	0	0	0	0	0	363.9
63 WASHINGTON	30190.6	12279.3	388.4	1168.6	10416.3	0	9.5	54452.7
65 WESTMORELAND	25294	1954.8	1457.6	0	10626.9	0	9.7	39343
WV WEST VIRGINIA	167.7	0	0	0	102	0	0	269.7
Waste Totals:	118560.5	22177.5	8196.9	1168.6	36928.6	0	514.5	187546.6



Please Use
Recycled Paper

Phone: 717-783-9258
 Printed: 2/28/2017

Also visit our Internet WWW Site at: <http://www.dep.state.pa.us>

DISCLAIMER: While care has been taken in the preparation of this report, there is no warranty or guarantee as to the data, calculation or content accuracy. The Commonwealth reserves the right to update or change any data or presentation format without notice or liability.

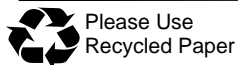
Commonwealth of Pennsylvania
 Department of Environmental Protection
 Bureau of Waste Management
 Division of Reporting and Fee Collection

Landfill Waste Receipts
 in Tons (2000 lbs.) of Waste

For Year: 2015

Disposal Facility: 101494, TULLYTOWN RESOURCE RECOVERY FACILITY

County/State that Generated Waste	Waste Type: Municipal	Residual	Sewage Sludge	Processed Medical	Construction	WTE Ash Residue	Asbestos	Total
06 BERKS	45.9	664.6	0	0	0	0	0	710.5
09 BUCKS	25575.2	44889.6	383.8	546	2914.7	129319.7	73.3	203702.3
13 CARBON	22.7	0	0	0	0	0	1.7	24.4
15 CHESTER	0	20.2	7.6	0	25.1	0	3.3	56.2
21 CUMBERLAND	4.9	0	0	0	0	0	0	4.9
22 DAUPHIN	0	0	0	0	86.6	0	1.3	87.9
23 DELAWARE	12727.4	123.4	154.7	1246.6	131.6	0	41.7	14425.4
36 LANCASTER	0	0	0	0	0	0	1.1	1.1
39 LEHIGH	1137.2	0	0	0	0	0	0.8	1138
45 MONROE	0	0	0	0	0	0	2.4	2.4
46 MONTGOMERY	16088.6	15611.1	267.1	229.1	312.5	0	14.5	32522.9
48 NORTHAMPTON	2.4	0	0	0	14.6	0	0	17
49 NORTHUMBERLAND	0	0	0	0	0	0	4	4
51 PHILADELPHIA	108311.1	9522.5	313.8	4328.1	2910.1	106.8	2637.2	128129.6
54 SCHUYLKILL	0	0	0	0	1.1	0	3.7	4.8
CT CONNECTICUT	0	960.8	0	0	58.7	0	30.9	1050.4
DC DISRICT OF COLUMBIA	0	0	0	0	36	0	13.5	49.5
DE DELAWARE (ST)	0	126.2	0	0	510.9	0	120.1	757.2
MA MASSACHUSETTS	0	0	0	0	50.2	0	0	50.2
MD MARYLAND	0	0	0	0	29.6	0	8.3	37.9
NH NEW HAMPSHIRE	24	0	0	0	38.7	0	0	62.7
NJ NEW JERSEY	461672.4	143188.9	1526.2	0	298890.9	96.5	5374.9	910749.8
NY NEW YORK	417220.9	13046	6598.7	125.7	16080.1	11.7	990	454073.1
RI RHODE ISLAND	0	5698.8	0	0	0	0	0	5698.8
VA VIRGINIA	0	0	0	0	54.3	0	0	54.3
Waste Totals:	1042832.7	233852.1	9251.9	6475.5	322145.7	129534.7	9322.7	1753415.3



Please Use
Recycled Paper

Phone: 717-783-9258
 Printed: 2/28/2017

Also visit our Internet WWW Site at: <http://www.dep.state.pa.us>

DISCLAIMER: While care has been taken in the preparation of this report, there is no warranty or guarantee as to the data, calculation or content accuracy. The Commonwealth reserves the right to update or change any data or presentation format without notice or liability.

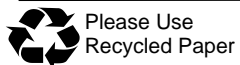
Commonwealth of Pennsylvania
 Department of Environmental Protection
 Bureau of Waste Management
 Division of Reporting and Fee Collection

 Landfill Waste Receipts
 in Tons (2000 lbs.) of Waste

For Year: 2015

Disposal Facility: 100280, VALLEY LANDFILL

County/State that Generated Waste	Waste Type: Municipal	Residual	Sewage Sludge	Processed Medical	Construction	WTE Ash Residue	Asbestos	Total
02 ALLEGHENY	25799	79608.2	1097.4	0	10217.3	7041	183.6	123946.5
03 ARMSTRONG	7017.1	55.8	0	0	406.5	0	0	7479.4
10 BUTLER	711.4	410.9	0	0	43.9	0	0	1166.2
26 FAYETTE	573.5	231.3	0	0	66.6	0	0	871.4
30 GREENE	0	463.9	0	0	0	0	0	463.9
32 INDIANA	0	461.9	0	0	0	1414.8	0	1876.7
63 WASHINGTON	0	0.6	0	0	0	0	0	0.6
65 WESTMORELAND	96393.3	8255.6	3021	853.7	21487.8	0	5.6	130017
NY NEW YORK	21.4	0	0	0	0	0	0	21.4
OH OHIO	0	2253.8	0	0	0	0	0	2253.8
Waste Totals:	130515.7	91742	4118.4	853.7	32222.1	8455.8	189.2	268096.9



Please Use
Recycled Paper

Phone: 717-783-9258
 Printed: 2/28/2017

Also visit our Internet WWW Site at: <http://www.dep.state.pa.us>

DISCLAIMER: While care has been taken in the preparation of this report, there is no warranty or guarantee as to the data, calculation or content accuracy. The Commonwealth reserves the right to update or change any data or presentation format without notice or liability.

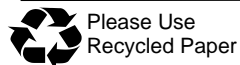
Commonwealth of Pennsylvania
 Department of Environmental Protection
 Bureau of Waste Management
 Division of Reporting and Fee Collection

 Landfill Waste Receipts
 in Tons (2000 lbs.) of Waste

For Year: 2015

Disposal Facility: 100739, WESTERN BERKS COMMUNITY LANDFILL

County/State that Generated Waste	Waste Type: Municipal	Residual	Sewage Sludge	Processed Medical	Construction	WTE Ash Residue	Asbestos	Total
06 BERKS	54817.7	26190.9	11952.9	0	8317.4	0	81.4	101360.3
09 BUCKS	26.2	81.4	0	0	4.4	0	87.6	199.6
13 CARBON	0	0	68.1	0	0	0	0	68.1
15 CHESTER	0	0	0	0	0	0	50.8	50.8
19 COLUMBIA	0	0	0	0	0	0	43.9	43.9
23 DELAWARE	0	96.9	1660.3	0	1.1	0	46	1804.3
36 LANCASTER	17.4	9.9	0	0	0	0	6.6	33.9
38 LEBANON	0	0	0	0	3.9	0	0	3.9
39 LEHIGH	17436.9	154.2	0	0	1.4	0	26.9	17619.4
45 MONROE	33.7	0	0	0	1.5	0	0	35.2
46 MONTGOMERY	10616.7	3500.4	6967.2	0	750.4	0	1526.5	23361.2
48 NORTHAMPTON	30481.7	39.3	684.6	0	0	0	6.9	31212.5
49 NORTHUMBERLAND	155	0	85.1	0	0	0	0	240.1
51 PHILADELPHIA	0	33.2	0	0	21.9	0	4959.2	5014.3
54 SCHUYLKILL	4.7	0	0	0	0	0	0	4.7
MD MARYLAND	2.4	0	0	0	0	0	18	20.4
NJ NEW JERSEY	0	185.8	0	0	0	0	734.6	920.4
NY NEW YORK	0	23.8	0	0	0	0	239.9	263.7
Waste Totals:	113592.4	30315.8	21418.2	0	9102	0	7828.3	182256.7



Please Use
Recycled Paper

Phone: 717-783-9258
 Printed: 2/28/2017

Also visit our Internet WWW Site at: <http://www.dep.state.pa.us>

DISCLAIMER: While care has been taken in the preparation of this report, there is no warranty or guarantee as to the data, calculation or content accuracy. The Commonwealth reserves the right to update or change any data or presentation format without notice or liability.

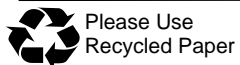
Commonwealth of Pennsylvania
 Department of Environmental Protection
 Bureau of Waste Management
 Division of Reporting and Fee Collection

Landfill Waste Receipts
 in Tons (2000 lbs.) of Waste

For Year: 2015

Disposal Facility: 400633, WHEELABRATOR FALLS INC

County/State that Generated Waste	Waste Type: Municipal	Residual	Sewage Sludge	Processed Medical	Construction	WTE Ash Residue	Asbestos	Total
06 BERKS	50.6	0	0	0	1.9	0	0	52.5
09 BUCKS	150855.5	343.7	0	0	9929.2	0	0	161128.4
13 CARBON	0	51.1	0	0	0	0	0	51.1
15 CHESTER	0	221.8	0	0	37	0	0	258.8
38 LEBANON	0	4174	0	0	0	0	0	4174
39 LEHIGH	0	212.2	0	0	0	0	0	212.2
40 LUZERNE	0	787.3	0	0	0	0	0	787.3
46 MONTGOMERY	5344.2	353.8	0	0	0	0	0	5698
51 PHILADELPHIA	264896.2	459.7	0	0	90	0	0	265445.9
60 UNION	0	26	0	0	0	0	0	26
67 YORK	0	535.3	0	0	0	0	0	535.3
DE DELAWARE (ST)	0	6.6	0	0	0	0	0	6.6
MA MASSACHUSETTS	0	1.8	0	0	0	0	0	1.8
MN MINNESOTA	0	52.7	0	0	0	0	0	52.7
NJ NEW JERSEY	60419.3	4878.5	0	0	0	0	0	65297.8
NY NEW YORK	4957.8	218.1	0	0	0	0	0	5175.9
Waste Totals:	486523.6	12322.6	0	0	10058.1	0	0	508904.3



Please Use
Recycled Paper

Phone: 717-783-9258
 Printed: 2/28/2017

Also visit our Internet WWW Site at: <http://www.dep.state.pa.us>

DISCLAIMER: While care has been taken in the preparation of this report, there is no warranty or guarantee as to the data, calculation or content accuracy. The Commonwealth reserves the right to update or change any data or presentation format without notice or liability.

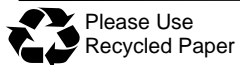
Commonwealth of Pennsylvania
 Department of Environmental Protection
 Bureau of Waste Management
 Division of Reporting and Fee Collection

 Landfill Waste Receipts
 in Tons (2000 lbs.) of Waste

For Year: 2015

Disposal Facility: 400561, YORK COUNTY RESOURCE RECOVERY CENTER

County/State that Generated Waste	Waste Type: Municipal	Residual	Sewage Sludge	Processed Medical	Construction	WTE Ash Residue	Asbestos	Total
01 ADAMS	12156.6	964.3	0	0	307.1	0	0	13428
06 BERKS	1.4	3	0	0	0	0	0	4.4
21 CUMBERLAND	21268.2	832.3	0	0	57.2	0	0	22157.7
22 DAUPHIN	14159.2	2	0	0	0	0	0	14161.2
36 LANCASTER	0	18.7	0	0	0	0	0	18.7
39 LEHIGH	0	0.9	0	0	0	0	0	0.9
44 MIFFLIN	0	419.1	0	0	0	0	0	419.1
51 PHILADELPHIA	43737.2	0	0	0	0	0	0	43737.2
67 YORK	297876.3	13547.5	0	0	6578.6	0	0	318002.4
DE DELAWARE (ST)	441.1	0	0	0	0	0	0	441.1
MD MARYLAND	15465.4	0	0	0	1.2	0	0	15466.6
NJ NEW JERSEY	4109.8	0	0	0	0	0	0	4109.8
Waste Totals:	409215.2	15787.8	0	0	6944.1	0	0	431947.1



Please Use
Recycled Paper

Phone: 717-783-9258
 Printed: 2/28/2017

Also visit our Internet WWW Site at: <http://www.dep.state.pa.us>

DISCLAIMER: While care has been taken in the preparation of this report, there is no warranty or guarantee as to the data, calculation or content accuracy. The Commonwealth reserves the right to update or change any data or presentation format without notice or liability.