

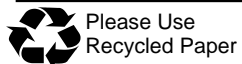
Commonwealth of Pennsylvania  
 Department of Environmental Protection  
 Bureau of Waste Management  
 Division of Reporting and Fee Collection

-----  
 Landfill Waste Receipts  
 in Tons (2000 lbs.) of Waste

For Year:    Quarter:  
 2014       /    2

Disposal Facility: 100419, ADVANCED DISPOSAL SERVICES CHESTNUT VALLEY LANDFILL INC

County/State that Generated Waste	Waste Type:	Municipal	Residual	Sewage Sludge	Processed Medical	Construction	WTE Ash Residue	Asbestos	Total
02 ALLEGHENY		89.6	124.6	0	0	0	0	0	214.2
26 FAYETTE		16142.3	7975.1	1399.2	0	3511.7	0	16	29044.3
30 GREENE		3328.5	37236.1	568.3	0	781.4	0	18.9	41933.2
56 SOMERSET		186.8	0.7	0	0	0	0	0	187.5
63 WASHINGTON		1243.7	7009.3	63.4	0	51.9	0	0	8368.3
65 WESTMORELAND		1730.1	9819.7	0	0	23.1	0	0	11572.9
WV WEST VIRGINIA		3.4	281.8	0	0	235.3	0	88.1	608.6
<b>Waste Totals:</b>		<b>22724.4</b>	<b>62447.3</b>	<b>2030.9</b>	<b>0</b>	<b>4603.4</b>	<b>0</b>	<b>123</b>	<b>91929</b>



Please Use  
Recycled Paper

Phone: 717-783-9258

Printed: 1/8/2016

Also visit our Internet WWW Site at: <http://www.dep.state.pa.us>

DISCLAIMER: While care has been taken in the preparation of this report, there is no warranty or guarantee as to the data, calculation or content accuracy. The Commonwealth reserves the right to update or change any data or presentation format without notice or liability.

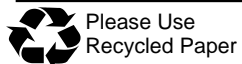
Commonwealth of Pennsylvania  
 Department of Environmental Protection  
 Bureau of Waste Management  
 Division of Reporting and Fee Collection

-----  
 Landfill Waste Receipts  
 in Tons (2000 lbs.) of Waste

For Year:    Quarter:  
 2014       /       2

Disposal Facility: 101397, ADVANCED DISPOSAL SERVICES GREENTREE LANDFILL LLC.

County/State that Generated Waste	Waste Type:	Municipal	Residual	Sewage Sludge	Processed Medical	Construction	WTE Ash Residue	Asbestos	Total
03 ARMSTRONG		0.9	14.3	66.6	0	0	0	0	81.8
07 BLAIR		114.2	1307.6	2407.3	0	0	0	6.1	3835.2
08 BRADFORD		0	6.6	0	0	0	0	0	6.6
09 BUCKS		0	306.5	0	0	3049.3	0	0	3355.8
10 BUTLER		0	239.3	0	0	0	0	0	239.3
11 CAMBRIA		19.8	12.5	0	0	41.5	0	0.9	74.7
12 CAMERON		742.8	6406.9	97.7	0	90.6	0	0	7338
14 CENTRE		25403.2	1067.4	271.1	0	80.9	202.7	9.2	27034.5
16 CLARION		10213.4	8536.6	45.2	0	106.2	18.2	0	18919.6
17 CLEARFIELD		11508.3	1121	494.3	0	3688.2	0	0.1	16811.9
18 CLINTON		5.5	82.6	0	0	0	0	1.8	89.9
20 CRAWFORD		0	242.9	0	0	0	24.3	0	267.2
24 ELK		3469.7	10097.2	1127.9	0	1152.8	0	43.2	15890.8
27 FOREST		0	153.7	0	0	56.7	0	0	210.4
31 HUNTINGDON		0	0	27.7	0	57.1	0	0	84.8
32 INDIANA		438.6	6.9	0	0	0	0	0	445.5
33 JEFFERSON		4970.6	5846.3	225.5	0	585.3	0	77.2	11704.9
42 MCKEAN		8.8	364.6	0	0	0	1000.9	7.5	1381.8
43 MERCER		0	1710.7	0	0	0	0	0	1710.7
46 MONTGOMERY		0	11.7	0	0	0	0	0	11.7
51 PHILADELPHIA		232.6	168.2	0	0	0	0	0	400.8
53 POTTER		6.3	299.7	0	0	25	0	1.6	332.6
59 TIOGA		0	12.4	0	0	0	0	0	12.4
61 VENANGO		0	3208.1	107.1	0	0	0	0.4	3315.6
62 WARREN		8304.1	2092.6	235.2	0	0	0	0	10631.9
CT CONNECTICUT		0	1351.3	0	0	0	0	170	1521.3
NJ NEW JERSEY		14010.4	12298.4	3135.8	0	0	0	10.1	29454.7
NY NEW YORK		4977	1217.2	10223.8	0	125	1555.9	35.1	18134
VA VIRGINIA		0	13.8	0	0	0	0	0	13.8
<b>Waste Totals:</b>		<b>84426.2</b>	<b>58197</b>	<b>18465.2</b>	<b>0</b>	<b>9058.6</b>	<b>2802</b>	<b>363.2</b>	<b>173312.2</b>



Commonwealth of Pennsylvania  
 Department of Environmental Protection  
 Bureau of Waste Management  
 Division of Reporting and Fee Collection

-----  
 Landfill Waste Receipts  
 in Tons (2000 lbs.) of Waste

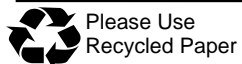
For Year:    Quarter:  
 2014       /       2

Disposal Facility: 100933, ALLIANCE SANITARY LANDFILL INC

County/State that Generated Waste	Waste Type:	Municipal	Residual	Sewage Sludge	Processed Medical	Construction	WTE Ash Residue	Asbestos	Total
08 BRADFORD		1.4	3278.5	0	0	0	0	0	3279.9
13 CARBON		66.9	0	0	0	0	0	0	66.9
19 COLUMBIA		3.5	0	0	0	0	0	0	3.5
35 LACKAWANNA		12311.7	822.1	115.8	0	862.2	0	0	14111.8
40 LUZERNE		20338.2	1324.3	3728.9	0	28.9	0	0	25420.3
41 LYCOMING		0	18.3	0	0	0	0	0	18.3
45 MONROE		1386.4	75.5	0	0	1.4	0	0	1463.3
48 NORTHAMPTON		0	24.9	0	0	0	0	0	24.9
52 PIKE		5045.6	0	0	0	0	0	0	5045.6
54 SCHUYLKILL		14.3	8.7	0	0	0	0	0	23
57 SULLIVAN		0	88.6	0	0	0	0	0	88.6
58 SUSQUEHANNA		1396.1	25478.2	142.6	0	567.2	0	0	27584.1
64 WAYNE		5043	48.3	0	0	0	0	0	5091.3
66 WYOMING		1650.2	5698.9	0	0	5.7	0	0	7354.8
NY NEW YORK		933.8	132.4	0	0	0	0	0	1066.2
<b>Waste Totals:</b>		<b>48191.1</b>	<b>36998.7</b>	<b>3987.3</b>	<b>0</b>	<b>1465.4</b>	<b>0</b>	<b>0</b>	<b>90642.5</b>

Disposal Facility: 100172, ARDEN LANDFILL INC.

County/State that Generated Waste	Waste Type:	Municipal	Residual	Sewage Sludge	Processed Medical	Construction	WTE Ash Residue	Asbestos	Total
02 ALLEGHENY		19532.3	2435.4	0	0	1906.2	0	0	23873.9
03 ARMSTRONG		0	49.7	0	0	0	0	0	49.7
04 BEAVER		14385.4	373.6	108.6	0	81.5	0	0	14949.1
08 BRADFORD		0	92.7	0	0	0	0	0	92.7
10 BUTLER		0	10.6	0	0	0	0	0	10.6
26 FAYETTE		362.6	2029.7	0	0	10.1	0	0	2402.4
30 GREENE		1183.7	4299.2	0	0	1223.6	0	0	6706.5
32 INDIANA		0	3018.5	0	0	0	0	0	3018.5
56 SOMERSET		0	691	0	0	0	0	0	691
63 WASHINGTON		18636.1	51682.8	1528.4	153.6	2864.4	0	0	74865.3
65 WESTMORELAND		0	278	0	0	2	0	0	280
OH OHIO		395.6	2353.4	0	0	73.7	0	0	2822.7
WV WEST VIRGINIA		1551.9	11393.8	12.2	55.8	1065.9	0	0	14079.6
<b>Waste Totals:</b>		<b>56047.6</b>	<b>78708.4</b>	<b>1649.2</b>	<b>209.4</b>	<b>7227.4</b>	<b>0</b>	<b>0</b>	<b>143842</b>



Commonwealth of Pennsylvania  
 Department of Environmental Protection  
 Bureau of Waste Management  
 Division of Reporting and Fee Collection

-----  
 Landfill Waste Receipts  
 in Tons (2000 lbs.) of Waste

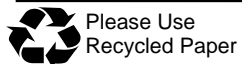
For Year:    Quarter:  
 2014       /       2

Disposal Facility: 101243, BRADFORD COUNTY SANITARY LANDFILL

County/State that Generated Waste	Waste Type:	Municipal	Residual	Sewage Sludge	Processed Medical	Construction	WTE Ash Residue	Asbestos	Total
08 BRADFORD		8062.1	6190.9	812.7	0	7865.8	0	0	22931.5
41 LYCOMING		0	90	0	0	0	0	0	90
53 POTTER		2.6	0	0	0	5.5	0	0	8.1
57 SULLIVAN		739.2	0	11.7	0	336.6	0	0	1087.5
58 SUSQUEHANNA		126	0	0	0	25	0	0	151
59 TIOGA		4777.6	3869.6	530.7	0	300.6	0	0	9478.5
66 WYOMING		991.4	621.8	0	0	278.1	0	0	1891.3
<b>Waste Totals:</b>		<b>14698.9</b>	<b>10772.3</b>	<b>1355.1</b>	<b>0</b>	<b>8811.6</b>	<b>0</b>	<b>0</b>	<b>35637.9</b>

Disposal Facility: 100361, Casella McKean County Landfill

County/State that Generated Waste	Waste Type:	Municipal	Residual	Sewage Sludge	Processed Medical	Construction	WTE Ash Residue	Asbestos	Total
08 BRADFORD		0	525.3	0	0	0	0	0	525.3
12 CAMERON		7.1	3436.5	0	0	286.3	0	0	3729.9
24 ELK		1973	234.6	0	0	789.4	0	0	2997
27 FOREST		0	10.5	0	0	0	0	0	10.5
33 JEFFERSON		1621.5	21	0	0	2.8	0	0	1645.3
42 MCKEAN		4408.1	4811.1	994.8	0	1302.1	0	0	11516.1
53 POTTER		0	15.5	18.9	0	0	0	0	34.4
58 SUSQUEHANNA		0	217.7	0	0	0	0	0	217.7
59 TIOGA		0	3.5	0	0	0	0	0	3.5
62 WARREN		0	606.6	68.6	0	388.9	0	0	1064.1
CT CONNECTICUT		0	46.6	0	0	0	0	0	46.6
MA MASSACHUSETTS		0	126	0	0	0	0	0	126
NY NEW YORK		0	0	0	0	36.2	0	0	36.2
<b>Waste Totals:</b>		<b>8009.7</b>	<b>10054.9</b>	<b>1082.3</b>	<b>0</b>	<b>2805.7</b>	<b>0</b>	<b>0</b>	<b>21952.6</b>



Please Use  
Recycled Paper

Phone: 717-783-9258  
 Printed: 1/8/2016

Also visit our Internet WWW Site at: <http://www.dep.state.pa.us>

DISCLAIMER: While care has been taken in the preparation of this report, there is no warranty or guarantee as to the data, calculation or content accuracy. The Commonwealth reserves the right to update or change any data or presentation format without notice or liability.

Commonwealth of Pennsylvania  
 Department of Environmental Protection  
 Bureau of Waste Management  
 Division of Reporting and Fee Collection

-----  
 Landfill Waste Receipts  
 in Tons (2000 lbs.) of Waste

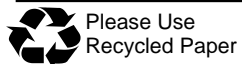
For Year:   Quarter:  
 2014     /     2

Disposal Facility: 100944, CHESTER COUNTY SWA LANCHESTER LANDFILL

County/State that Generated Waste	Waste Type:	Municipal	Residual	Sewage Sludge	Processed Medical	Construction	WTE Ash Residue	Asbestos	Total
06 BERKS		6492.4	255.1	0	0	1345.2	2591.1	0	10683.8
09 BUCKS		0	0	0	0	0	0	0	0
15 CHESTER		62242.5	1276.7	1164.7	0	7082.3	0	0.1	71766.3
22 DAUPHIN		0	0	0	0	0	0	0	0
23 DELAWARE		7.8	0	0	0	8.2	0	1	17
24 ELK		0	0	0	0	0	0	0	0
36 LANCASTER		95.3	77.7	1.6	0	210.8	0	0	385.4
38 LEBANON		0	15.9	0	0	0	0	0	15.9
39 LEHIGH		0	0	0	0	0	0	0	0
46 MONTGOMERY		904.3	0	0	0	101.8	0	0	1006.1
51 PHILADELPHIA		0	0	0	0	0	0	0	0
DE DELAWARE (ST)		0	0	0	0	0	0	0	0
<b>Waste Totals:</b>		<b>69742.3</b>	<b>1625.4</b>	<b>1166.3</b>	<b>0</b>	<b>8748.3</b>	<b>2591.1</b>	<b>1.1</b>	<b>83874.5</b>

Disposal Facility: 100022, CHRIN BROTHERS SANITARY LANDFILL

County/State that Generated Waste	Waste Type:	Municipal	Residual	Sewage Sludge	Processed Medical	Construction	WTE Ash Residue	Asbestos	Total
06 BERKS		0	0	0	0	17.4	0	0	17.4
09 BUCKS		757.2	5.9	0	0	325.2	0	1.4	1089.7
13 CARBON		21.3	0	0	0	110.2	0	0	131.5
39 LEHIGH		12239.4	314.6	0	0	3062.6	0	40.5	15657.1
45 MONROE		3628.6	0	0	0	1284.3	0	0	4912.9
46 MONTGOMERY		0	0	0	0	3.8	0	0	3.8
48 NORTHAMPTON		18234.2	1804.4	0	0	6599.1	0	10.3	26648
52 PIKE		0	0	0	0	48	0	0	48
NJ NEW JERSEY		3971.4	68.7	0	0	2385.8	0	149.8	6575.7
<b>Waste Totals:</b>		<b>38852.1</b>	<b>2193.6</b>	<b>0</b>	<b>0</b>	<b>13836.4</b>	<b>0</b>	<b>202</b>	<b>55084.1</b>



Please Use  
Recycled Paper

Phone: 717-783-9258  
 Printed: 1/8/2016

Also visit our Internet WWW Site at: <http://www.dep.state.pa.us>

DISCLAIMER: While care has been taken in the preparation of this report, there is no warranty or guarantee as to the data, calculation or content accuracy. The Commonwealth reserves the right to update or change any data or presentation format without notice or liability.

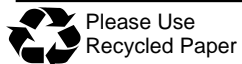
Commonwealth of Pennsylvania  
 Department of Environmental Protection  
 Bureau of Waste Management  
 Division of Reporting and Fee Collection

-----  
 Landfill Waste Receipts  
 in Tons (2000 lbs.) of Waste

For Year:    Quarter:  
 2014       /       2

Disposal Facility: 100955, CLINTON COUNTY SWA WAYNE TOWNSHIP LANDFILL

County/State that Generated Waste	Waste Type:	Municipal	Residual	Sewage Sludge	Processed Medical	Construction	WTE Ash Residue	Asbestos	Total
01 ADAMS		0	0	0	0	0	0	0.3	0.3
06 BERKS		0	0	0	0	0	0	0.2	0.2
07 BLAIR		0	2047.3	0	0	266.9	0	1.1	2315.3
08 BRADFORD		0	0	0	0	13.3	0	0	13.3
11 CAMBRIA		0	0	0	0	0	0	4.7	4.7
14 CENTRE		701.1	85.6	728.4	0	77.8	0	107.9	1700.8
17 CLEARFIELD		631.3	0	0	0	20.4	0	0.6	652.3
18 CLINTON		7243.7	2224.7	619.3	0.4	2088.3	0	30.3	12206.7
19 COLUMBIA		351.1	1766.1	0	0	275.6	0	0	2392.8
21 CUMBERLAND		0	0	0	0	0	0	8.7	8.7
23 DELAWARE		0	0	0	0	0	0	0.1	0.1
24 ELK		0	0	0	0	0	0	0.3	0.3
28 FRANKLIN		0	0	0	0	0	0	0.2	0.2
29 FULTON		20.5	0	0	0	0	0	0	20.5
31 HUNTINGDON		25.7	7.2	0	0	19.4	0	0	52.3
33 JEFFERSON		0	0	0	0	0	0	2.2	2.2
34 JUNIATA		0	272.6	0	0	0	0	0	272.6
35 LACKAWANNA		0	0	0	0	0	0	0.1	0.1
40 LUZERNE		221.1	123.1	0	0	364.1	0	0.1	708.4
41 LYCOMING		4931.1	10692.2	31.6	0	2458.5	0	20.3	18133.7
44 MIFFLIN		0	842	0	0	0	0	7.3	849.3
47 MONTOUR		0.6	0	0	0	22.3	0	14.8	37.7
49 NORTHUMBERLAND		18552.5	182.2	0	0	288.8	0	2.1	19025.6
50 PERRY		0	0	0	0	15.6	0	0	15.6
54 SCHUYLKILL		5.2	2205.5	0	0	0	0	0	2210.7
55 SNYDER		0	463.6	0	0	0	0	0	463.6
56 SOMERSET		0	0	0	0	0	0	1	1
57 SULLIVAN		0	0	0	0	87.6	0	0	87.6
58 SUSQUEHANNA		0	0	0	0	0	0	0.1	0.1
59 TIOGA		3.1	0	0	0	0	0	1.8	4.9
60 UNION		0.4	0	0	0	310.2	0	7.5	318.1
63 WASHINGTON		0	0	0	0	0	0	1.5	1.5
<b>Waste Totals:</b>		<b>32687.4</b>	<b>20912.1</b>	<b>1379.3</b>	<b>0.4</b>	<b>6308.8</b>	<b>0</b>	<b>213.2</b>	<b>61501.2</b>



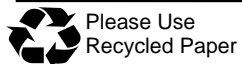
Commonwealth of Pennsylvania  
 Department of Environmental Protection  
 Bureau of Waste Management  
 Division of Reporting and Fee Collection

-----  
 Landfill Waste Receipts  
 in Tons (2000 lbs.) of Waste

For Year:    Quarter:  
 2014       /       2

Disposal Facility: 101615, COMMONWEALTH ENVIRONMENTAL SYSTEMS LANDFILL

County/State that Generated Waste	Waste Type:	Municipal	Residual	Sewage Sludge	Processed Medical	Construction	WTE Ash Residue	Asbestos	Total
06 BERKS		1392.8	173.9	60.4	0	0	0	1.2	1628.3
09 BUCKS		0	43.6	0	0	0	0	0	43.6
13 CARBON		3759.2	0	0	0	7.8	0	0	3767
21 CUMBERLAND		133.2	0	0	0	81.8	0	0	215
22 DAUPHIN		0	213.6	0	0	311.3	0	1.4	526.3
38 LEBANON		0	457.5	0	0	0	0	0	457.5
39 LEHIGH		8336.9	0	0	0	76.1	0	0	8413
40 LUZERNE		11109.3	1546.9	993.2	74.9	502	0	0	14226.3
45 MONROE		42.4	0	0	0	0	0	0	42.4
48 NORTHAMPTON		0	0	0	180.9	80.7	0	0	261.6
49 NORTHUMBERLAND		102.1	26.9	0	0	0.4	0	0	129.4
54 SCHUYLKILL		26891.5	3548.4	291.1	37.5	1374.2	0	1.2	32143.9
CT CONNECTICUT		661.2	0	0	0	46	0	0	707.2
NJ NEW JERSEY		34142.7	0	0	0	7475.4	0	0	41618.1
NY NEW YORK		14143.7	1690.5	998.3	0	339.4	0	0	17171.9
<b>Waste Totals:</b>		<b>100715</b>	<b>7701.3</b>	<b>2343</b>	<b>293.3</b>	<b>10295.1</b>	<b>0</b>	<b>3.8</b>	<b>121351.5</b>



Please Use  
Recycled Paper

Phone: 717-783-9258

Printed: 1/8/2016

Also visit our Internet WWW Site at: <http://www.dep.state.pa.us>

DISCLAIMER: While care has been taken in the preparation of this report, there is no warranty or guarantee as to the data, calculation or content accuracy. The Commonwealth reserves the right to update or change any data or presentation format without notice or liability.

Commonwealth of Pennsylvania  
 Department of Environmental Protection  
 Bureau of Waste Management  
 Division of Reporting and Fee Collection

-----  
 Landfill Waste Receipts  
 in Tons (2000 lbs.) of Waste

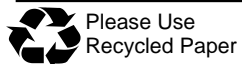
For Year:   Quarter:  
 2014     /     2

Disposal Facility: 101509, CONNESTOGA LANDFILL

County/State that Generated Waste	Waste Type:	Municipal	Residual	Sewage Sludge	Processed Medical	Construction	WTE Ash Residue	Asbestos	Total
06 BERKS		21539.1	6009.1	111.8	4154.2	341.7	0	23.9	32179.8
09 BUCKS		31.3	174.1	0	0	0	0	5.9	211.3
15 CHESTER		0	1972.1	0	0	0	0	3.6	1975.7
22 DAUPHIN		0	8.4	0	0	0	0	0	8.4
23 DELAWARE		2.5	5984.3	629.1	0	1003.5	0	512.3	8131.7
36 LANCASTER		0	759	0	0	0	0	0	759
38 LEBANON		0	0	0	0	0	0	3.9	3.9
39 LEHIGH		694.9	161.1	0	0	0	0	0	856
46 MONTGOMERY		22221.7	10783.3	10.5	0	3.1	0	34.3	33052.9
48 NORTHAMPTON		0	14.9	0	0	0	0	0	14.9
51 PHILADELPHIA		29088.2	4936.5	0	54.1	4595	0	68.3	38742.1
CT CONNECTICUT		0	65.4	0	0	0	0	6.7	72.1
DE DELAWARE (ST)		0	300.9	0	0	0	0	124.7	425.6
MD MARYLAND		0	86.9	0	0	0	0	0	86.9
NJ NEW JERSEY		69771.2	7760.6	0	0	1749.1	0	708.6	79989.5
NY NEW YORK		0	1182.7	0	0	0	0	0	1182.7
<b>Waste Totals:</b>		<b>143348.9</b>	<b>40199.3</b>	<b>751.4</b>	<b>4208.3</b>	<b>7692.4</b>	<b>0</b>	<b>1492.2</b>	<b>197692.5</b>

Disposal Facility: 400593, COVANTA DELAWARE VALLEY

County/State that Generated Waste	Waste Type:	Municipal	Residual	Sewage Sludge	Processed Medical	Construction	WTE Ash Residue	Asbestos	Total
23 DELAWARE		98347.1	426.1	0	0	0	0	0	98773.2
39 LEHIGH		0	500.8	0	0	0	0	0	500.8
51 PHILADELPHIA		88991.8	1426.1	0	0	0	0	0	90417.9
DE DELAWARE (ST)		4392.1	4703.6	0	0	0	0	0	9095.7
MD MARYLAND		3630.9	1.7	0	0	0	0	0	3632.6
NC NORTH CAROLINA		0	5.5	0	0	0	0	0	5.5
NJ NEW JERSEY		28153.9	4563.3	0	0	0	0	0	32717.2
NY NEW YORK		54111	9.7	0	0	0	0	0	54120.7
PR PUERTO RICO		0	392	0	0	0	0	0	392
VA VIRGINIA		656.9	116.7	0	0	0	0	0	773.6
<b>Waste Totals:</b>		<b>278283.7</b>	<b>12145.5</b>	<b>0</b>	<b>0</b>	<b>0</b>	<b>0</b>	<b>0</b>	<b>290429.2</b>





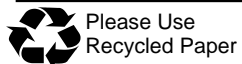
Commonwealth of Pennsylvania  
 Department of Environmental Protection  
 Bureau of Waste Management  
 Division of Reporting and Fee Collection

-----  
 Landfill Waste Receipts  
 in Tons (2000 lbs.) of Waste

For Year:    Quarter:  
 2014       /    2

Disposal Facility: 400558, COVANTA PLYMOUTH RENEWABLE ENERGY

County/State that Generated Waste	Waste Type:	Municipal	Residual	Sewage Sludge	Processed Medical	Construction	WTE Ash Residue	Asbestos	Total
06 BERKS		1628.9	21.4	0	0	0	0	0	1650.3
09 BUCKS		8870.2	312.8	0	0	0	0	0	9183
15 CHESTER		11.9	122.7	0	0	0	0	0	134.6
23 DELAWARE		1581.7	100.1	0	0	0	0	0	1681.8
39 LEHIGH		1110.7	925.3	0	0	0	0	0	2036
46 MONTGOMERY		91159.8	2664.2	0	0	0	0	0	93824
51 PHILADELPHIA		4796.7	177.3	0	0	0	0	0	4974
NJ NEW JERSEY		1569.3	0	0	0	0	0	0	1569.3
<b>Waste Totals:</b>		<b>110729.2</b>	<b>4323.8</b>	<b>0</b>	<b>0</b>	<b>0</b>	<b>0</b>	<b>0</b>	<b>115053</b>



Please Use  
Recycled Paper

Phone: 717-783-9258

Printed: 1/8/2016

Also visit our Internet WWW Site at: <http://www.dep.state.pa.us>

DISCLAIMER: While care has been taken in the preparation of this report, there is no warranty or guarantee as to the data, calculation or content accuracy. The Commonwealth reserves the right to update or change any data or presentation format without notice or liability.

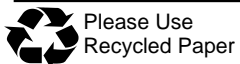
Commonwealth of Pennsylvania  
 Department of Environmental Protection  
 Bureau of Waste Management  
 Division of Reporting and Fee Collection

-----  
 Landfill Waste Receipts  
 in Tons (2000 lbs.) of Waste

For Year:    Quarter:  
 2014       /       2

Disposal Facility: 100945, CUMBERLAND COUNTY LANDFILL

County/State that Generated Waste	Waste Type:	Municipal	Residual	Sewage Sludge	Processed Medical	Construction	WTE Ash Residue	Asbestos	Total
01 ADAMS		1593.4	126.6	0	0	142.9	0	0	1862.9
05 BEDFORD		0	0	0	0	0	0	7.6	7.6
06 BERKS		89.4	16.9	0	0	407.7	0	0	514
09 BUCKS		0	2005	34	0	0	0	0	2039
15 CHESTER		0	380.4	0	0	263.4	0	0	643.8
21 CUMBERLAND		10065	5863.6	1894.6	0	13780.7	0	508.3	32112.2
22 DAUPHIN		0	3841.2	130.4	0	138.1	0	93	4202.7
28 FRANKLIN		1558.4	153.7	24.8	0	105.5	0	256.5	2098.9
29 FULTON		6.7	0	0	0	0	0	0	6.7
31 HUNTINGDON		7.9	220.1	0	0	0	0	0	228
34 JUNIATA		24.1	0	0	0	146.8	0	5.9	176.8
35 LACKAWANNA		0	0.3	0	0	0	0	0	0.3
36 LANCASTER		0	12	0	0	0	0	0	12
38 LEBANON		0	2722.8	0	0	0	0	0	2722.8
39 LEHIGH		11635.7	31.6	0	0	52.5	0	0	11719.8
44 MIFFLIN		0	0	0	0	5.3	0	0	5.3
46 MONTGOMERY		0	47.4	0	0	106.2	0	94	247.6
48 NORTHAMPTON		10152.3	12.2	0	0	0	0	0	10164.5
50 PERRY		1553.5	0	174.1	0	328.8	0	0	2056.4
51 PHILADELPHIA		0	102.6	0	0	0	0	1297.8	1400.4
54 SCHUYLKILL		0	0	38.2	0	0	0	0	38.2
55 SNYDER		0	391.7	0	0	0	0	0	391.7
67 YORK		0	12214.1	263.4	0	74.2	0	0	12551.7
DE DELAWARE (ST)		0	26.5	0	0	417.1	0	1237.4	1681
MD MARYLAND		20320.6	1751.2	287.1	0	95.2	0	4.1	22458.2
NJ NEW JERSEY		57313.8	2205.2	1236.7	0	23.9	0	380.6	61160.2
NY NEW YORK		2.7	0	1618.4	0	0	0	570.5	2191.6
<b>Waste Totals:</b>		<b>114323.5</b>	<b>32125.1</b>	<b>5701.7</b>	<b>0</b>	<b>16088.3</b>	<b>0</b>	<b>4455.7</b>	<b>172694.3</b>



Commonwealth of Pennsylvania  
 Department of Environmental Protection  
 Bureau of Waste Management  
 Division of Reporting and Fee Collection

-----  
 Landfill Waste Receipts  
 in Tons (2000 lbs.) of Waste

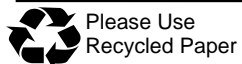
For Year:    Quarter:  
 2014       /       2

Disposal Facility: 100345, DELAWARE COUNTY SWA ROLLING HILLS LANDFILL

County/State that Generated Waste	Waste Type:	Municipal	Residual	Sewage Sludge	Processed Medical	Construction	WTE Ash Residue	Asbestos	Total
06 BERKS		12343.4	16385.5	49.7	0	245.6	7444.2	11.1	36479.5
15 CHESTER		1290.2	0	0	0	5.3	0	0	1295.5
23 DELAWARE		324.8	0	0	0	0	101043.6	0	101368.4
46 MONTGOMERY		2903.5	436.9	0	0	0	31136	0	34476.4
NJ NEW JERSEY		0	4802.5	0	0	18111.8	9609.6	0	32523.9
<b>Waste Totals:</b>		<b>16861.9</b>	<b>21624.9</b>	<b>49.7</b>	<b>0</b>	<b>18362.7</b>	<b>149233.4</b>	<b>11.1</b>	<b>206143.7</b>

Disposal Facility: 100434, EVERGREEN LANDFILL

County/State that Generated Waste	Waste Type:	Municipal	Residual	Sewage Sludge	Processed Medical	Construction	WTE Ash Residue	Asbestos	Total
02 ALLEGHENY		0	1482.5	0	0	29	0	0	1511.5
03 ARMSTRONG		3533.4	2077.5	52.7	0	184.9	0	0	5848.5
10 BUTLER		0	96.8	0	0	0	0	0	96.8
11 CAMBRIA		5.5	2.7	0	0	20.7	0	0	28.9
17 CLEARFIELD		0	80.6	0	0	0	0	0	80.6
27 FOREST		0	59.2	0	0	0	0	0	59.2
32 INDIANA		9735.4	4310.9	647.6	0	2326.4	0	0	17020.3
33 JEFFERSON		244	105.7	283.8	0	57.7	0	0	691.2
65 WESTMORELAND		5022.5	2165.4	61.1	0	353.4	0	0	7602.4
<b>Waste Totals:</b>		<b>18540.8</b>	<b>10381.3</b>	<b>1045.2</b>	<b>0</b>	<b>2972.1</b>	<b>0</b>	<b>0</b>	<b>32939.4</b>



Commonwealth of Pennsylvania  
 Department of Environmental Protection  
 Bureau of Waste Management  
 Division of Reporting and Fee Collection

Landfill Waste Receipts  
 in Tons (2000 lbs.) of Waste

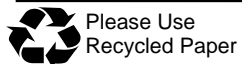
For Year: 2014 / Quarter: 2

Disposal Facility: 101680, G.R.O.W.S. NORTH

County/State that Generated Waste	Waste Type:	Municipal	Residual	Sewage Sludge	Processed Medical	Construction	WTE Ash Residue	Asbestos	Total
06 BERKS		1.1	71.4	0	0	0	0	0.2	72.7
09 BUCKS		11594.7	12169.8	1162.1	26.1	1371.1	11809.1	64.1	38197
15 CHESTER		0	18	0	0	0	0	0	18
23 DELAWARE		5315.4	20.9	100.3	102.2	32.5	0	0	5571.3
39 LEHIGH		0	0	0	0	34	0	0	34
40 LUZERNE		0	0	0	0	0	0	3.4	3.4
46 MONTGOMERY		12144.3	13412	481.9	26.4	64.9	0	17.5	26147
48 NORTHAMPTON		0	0	0	0	0.7	0	0	0.7
51 PHILADELPHIA		52934.5	1295.2	1793.8	202.8	1965.6	0	173.2	58365.1
CT CONNECTICUT		0	133.8	0	0	5.6	0	9.1	148.5
DE DELAWARE (ST)		0	1600.9	0	0	187.6	0	104.7	1893.2
GA GEORGIA		0	0	0	0	3.6	0	0	3.6
MA MASSACHUSETTS		0	0	0	0	22.4	0	0	22.4
MD MARYLAND		0.2	521.1	0	0	15.9	0	0	537.2
NJ NEW JERSEY		116048.8	23143.1	28927.9	0	63389.6	7712.9	928.9	240151.2
NY NEW YORK		152746.3	1058.5	21844.4	3.5	7324.6	0	50.4	183027.7
<b>Waste Totals:</b>		<b>350785.3</b>	<b>53444.7</b>	<b>54310.4</b>	<b>361</b>	<b>74418.1</b>	<b>19522</b>	<b>1351.5</b>	<b>554193</b>

Disposal Facility: 100265, GRAND CENTRAL SANITARY LANDFILL INC

County/State that Generated Waste	Waste Type:	Municipal	Residual	Sewage Sludge	Processed Medical	Construction	WTE Ash Residue	Asbestos	Total
06 BERKS		1365.6	0	3	0	17.8	0	0	1386.4
09 BUCKS		55.3	59.5	0	40.3	0	0	0	155.1
13 CARBON		1770	48.8	236.1	0	200.1	0	0	2255
39 LEHIGH		30458.2	441.3	959.9	269.9	116.2	0	3	32248.5
40 LUZERNE		22.4	0	0	0	1	0	0	23.4
45 MONROE		16445.4	876.2	86.3	2041.3	2759.1	0	0	22208.3
46 MONTGOMERY		12.6	4172.2	11.1	157.8	0	0	0	4353.7
48 NORTHAMPTON		21935.8	2108.7	1231.3	188.3	1928.8	0	0	27392.9
52 PIKE		517.9	0	0	0	14	0	0	531.9
54 SCHUYLKILL		3.2	13.4	0	0	0	0	0	16.6
NJ NEW JERSEY		1342.4	339.6	172.5	11.2	485.2	19294.3	317.5	21962.7
NY NEW YORK		0	0	7218.3	169.7	0	0	3.5	7391.5
<b>Waste Totals:</b>		<b>73928.8</b>	<b>8059.7</b>	<b>9918.5</b>	<b>2878.5</b>	<b>5522.2</b>	<b>19294.3</b>	<b>324</b>	<b>119926</b>



Please Use  
 Recycled Paper

Phone: 717-783-9258  
 Printed: 1/8/2016

Also visit our Internet WWW Site at: <http://www.dep.state.pa.us>

DISCLAIMER: While care has been taken in the preparation of this report, there is no warranty or guarantee as to the data, calculation or content accuracy. The Commonwealth reserves the right to update or change any data or presentation format without notice or liability.

Commonwealth of Pennsylvania  
 Department of Environmental Protection  
 Bureau of Waste Management  
 Division of Reporting and Fee Collection

Landfill Waste Receipts  
 in Tons (2000 lbs.) of Waste

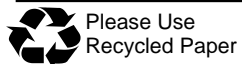
For Year: 2014 / Quarter: 2

Disposal Facility: 101544, GREATER LEBANON REFUSE AUTHORITY LANDFILL

County/State that Generated Waste	Waste Type:	Municipal	Residual	Sewage Sludge	Processed Medical	Construction	WTE Ash Residue	Asbestos	Total
38 LEBANON		22150.7	2815.6	589.5	0	4650.3	0	0	30206.1
<b>Waste Totals:</b>		<b>22150.7</b>	<b>2815.6</b>	<b>589.5</b>	<b>0</b>	<b>4650.3</b>	<b>0</b>	<b>0</b>	<b>30206.1</b>

Disposal Facility: 100281, GREENRIDGE RECLAMATION LANDFILL

County/State that Generated Waste	Waste Type:	Municipal	Residual	Sewage Sludge	Processed Medical	Construction	WTE Ash Residue	Asbestos	Total
02 ALLEGHENY		18686.4	868.6	1226.3	0	1536.1	0	22.2	22339.6
03 ARMSTRONG		0	57	0	0	16.1	0	0	73.1
10 BUTLER		0	83.4	78.7	0	0	0	0	162.1
26 FAYETTE		925	222.2	91	0	590.6	0	0.9	1829.7
32 INDIANA		24.8	499.5	0	0	2.1	0	0	526.4
56 SOMERSET		290.9	0	0	0	32.3	0	0	323.2
63 WASHINGTON		585	2.2	375	0	101.3	0	0	1063.5
65 WESTMORELAND		16600.4	12827.9	2731.4	0	3528.2	0	21.4	35709.3
WV WEST VIRGINIA		0	5229.6	0	519.1	0	0	0	5748.7
<b>Waste Totals:</b>		<b>37112.5</b>	<b>19790.4</b>	<b>4502.4</b>	<b>519.1</b>	<b>5806.7</b>	<b>0</b>	<b>44.5</b>	<b>67775.6</b>



Please Use  
Recycled Paper

Phone: 717-783-9258  
 Printed: 1/8/2016

Also visit our Internet WWW Site at: <http://www.dep.state.pa.us>

DISCLAIMER: While care has been taken in the preparation of this report, there is no warranty or guarantee as to the data, calculation or content accuracy. The Commonwealth reserves the right to update or change any data or presentation format without notice or liability.

Commonwealth of Pennsylvania  
Department of Environmental Protection  
Bureau of Waste Management  
Division of Reporting and Fee Collection

-----  
Landfill Waste Receipts  
in Tons (2000 lbs.) of Waste

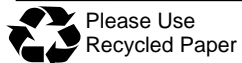
For Year:    Quarter:  
2014    /    2

Disposal Facility: 100758, HARRISBURG MATERIALS ENERGY RECYCLING & RECOVERY FACILITY

County/State that Generated Waste	Waste Type:	Municipal	Residual	Sewage Sludge	Processed Medical	Construction	WTE Ash Residue	Asbestos	Total
06 BERKS		2862.2	0	0	0	0	0	0	2862.2
18 CLINTON		0	97.8	0	0	0	0	0	97.8
19 COLUMBIA		56.5	0	0	0	0	0	0	56.5
21 CUMBERLAND		6074.8	111.9	0	0	173.2	0	0	6359.9
22 DAUPHIN		43322	347.7	0	0	656.1	0	0	44325.8
28 FRANKLIN		1.4	89.7	0	0	0	0	0	91.1
38 LEBANON		0.6	0	0	0	0.3	0	0	0.9
40 LUZERNE		0	76.7	0	0	0	0	0	76.7
49 NORTHUMBERLAND		266.4	0	0	0	0	0	0	266.4
50 PERRY		415.1	0	0	0	3.2	0	0	418.3
54 SCHUYLKILL		144	53.8	0	0	1.2	0	0	199
55 SNYDER		0	0	0	0	2.5	0	0	2.5
67 YORK		14.2	0	0	0	1	0	0	15.2
NJ NEW JERSEY		22862.9	0	0	0	0	0	0	22862.9
<b>Waste Totals:</b>		<b>76020.1</b>	<b>777.6</b>	<b>0</b>	<b>0</b>	<b>837.5</b>	<b>0</b>	<b>0</b>	<b>77635.2</b>

Disposal Facility: 100020, IESI PA BETHLEHEM LANDFILL CORP.

County/State that Generated Waste	Waste Type:	Municipal	Residual	Sewage Sludge	Processed Medical	Construction	WTE Ash Residue	Asbestos	Total
09 BUCKS		3689.5	470	0	0	143.2	0	0	4302.7
15 CHESTER		0	0	0	0	10.8	0	25.4	36.2
35 LACKAWANNA		0	8.8	0	0	4.4	0	0	13.2
39 LEHIGH		4892.4	536	0	0	626.8	0	0	6055.2
45 MONROE		0	0	0	0	0	0	0.3	0.3
46 MONTGOMERY		0	1080	0	0	12.1	0	0	1092.1
48 NORTHAMPTON		21817	491.5	0	0	1245.1	0	0	23553.6
49 NORTHUMBERLAND		0	0	0	0	23	0	0	23
51 PHILADELPHIA		0	0	0	0	5.6	0	0	5.6
CT CONNECTICUT		114.8	0	0	0	136.2	0	0	251
NJ NEW JERSEY		14886	7887.4	0	0	12048.4	0	100.6	34922.4
NY NEW YORK		30832.7	0	0	0	1089.5	0	103.5	32025.7
<b>Waste Totals:</b>		<b>76232.4</b>	<b>10473.7</b>	<b>0</b>	<b>0</b>	<b>15345.1</b>	<b>0</b>	<b>229.8</b>	<b>102281</b>



Please Use  
Recycled Paper

Phone: 717-783-9258  
Printed: 1/8/2016

Also visit our Internet WWW Site at: <http://www.dep.state.pa.us>

DISCLAIMER: While care has been taken in the preparation of this report, there is no warranty or guarantee as to the data, calculation or content accuracy. The Commonwealth reserves the right to update or change any data or presentation format without notice or liability.

Commonwealth of Pennsylvania  
Department of Environmental Protection  
Bureau of Waste Management  
Division of Reporting and Fee Collection

-----  
Landfill Waste Receipts  
in Tons (2000 lbs.) of Waste

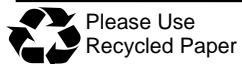
For Year:    Quarter:  
2014       /       2

Disposal Facility: 100934, IESI PA BLUE RIDGE LANDFILL CORP

County/State that Generated Waste	Waste Type:	Municipal	Residual	Sewage Sludge	Processed Medical	Construction	WTE Ash Residue	Asbestos	Total
01 ADAMS		6084	127.2	0	0	2244.2	0	0	8455.4
21 CUMBERLAND		4127.6	172.8	240.3	0	678.7	0	0	5219.4
22 DAUPHIN		0	0	4.1	0	20.1	0	0	24.2
28 FRANKLIN		18043.9	5178.3	2879.8	0	3153.2	0	0	29255.2
29 FULTON		34	0	0	0	0	0	0	34
50 PERRY		24.9	0	0	0	23	0	0	47.9
67 YORK		0	5.6	0	0	78.6	0	0	84.2
DC DISRICT OF COLUMBIA		9123.5	0	0	0	0	0	0	9123.5
MD MARYLAND		42279.5	366.8	0	0	329.3	0	740.7	43716.3
NJ NEW JERSEY		0	0	0	0	756.9	0	0	756.9
NY NEW YORK		29894.8	0	0	0	24.8	0	0	29919.6
WV WEST VIRGINIA		3236.3	0	0	0	35.5	0	0.6	3272.4
<b>Waste Totals:</b>		<b>112848.5</b>	<b>5850.7</b>	<b>3124.2</b>	<b>0</b>	<b>7344.3</b>	<b>0</b>	<b>741.3</b>	<b>129909</b>

Disposal Facility: 100620, IMPERIAL LANDFILL

County/State that Generated Waste	Waste Type:	Municipal	Residual	Sewage Sludge	Processed Medical	Construction	WTE Ash Residue	Asbestos	Total
02 ALLEGHENY		74672	24759.3	6508.2	0	12688.8	1428.1	1446.8	121503.2
04 BEAVER		2158.6	2212.3	0.2	0	547.3	0	55.2	4973.6
10 BUTLER		830	33.8	20	0	313.5	0	17.8	1215.1
30 GREENE		4.1	0	0	0	2.9	0	50.9	57.9
37 LAWRENCE		1.6	2.4	0	0	0	0	10.5	14.5
42 MCKEAN		15.2	0	0	0	0	0	0	15.2
43 MERCER		0	0	0	0	0	0	14.6	14.6
61 VENANGO		0	0	0	0	0	0	23.1	23.1
63 WASHINGTON		6489.4	9103.3	339.6	0	1684.8	0	58.3	17675.4
65 WESTMORELAND		0	0	0	0	1.1	0	0	1.1
CT CONNECTICUT		0	9.7	0	0	0	0	4.5	14.2
NJ NEW JERSEY		0	0	0	0	0	0	18.9	18.9
NY NEW YORK		4.3	280.5	0	0	0	0	0	284.8
OH OHIO		21.1	396.5	175	0	31.2	0	66.3	690.1
WV WEST VIRGINIA		2715.7	0	103.8	0	519.8	0	100.9	3440.2
<b>Waste Totals:</b>		<b>86912</b>	<b>36797.8</b>	<b>7146.8</b>	<b>0</b>	<b>15789.4</b>	<b>1428.1</b>	<b>1867.8</b>	<b>149941.9</b>



Please Use  
Recycled Paper

Phone: 717-783-9258  
Printed: 1/8/2016

Also visit our Internet WWW Site at: <http://www.dep.state.pa.us>

DISCLAIMER: While care has been taken in the preparation of this report, there is no warranty or guarantee as to the data, calculation or content accuracy. The Commonwealth reserves the right to update or change any data or presentation format without notice or liability.

Commonwealth of Pennsylvania  
 Department of Environmental Protection  
 Bureau of Waste Management  
 Division of Reporting and Fee Collection

-----  
 Landfill Waste Receipts  
 in Tons (2000 lbs.) of Waste

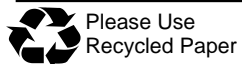
For Year:    Quarter:  
 2014       /    2

Disposal Facility: 101439, JOSEPH J BRUNNER INC LANDFILL

County/State that Generated Waste	Waste Type:	Municipal	Residual	Sewage Sludge	Processed Medical	Construction	WTE Ash Residue	Asbestos	Total
02 ALLEGHENY		5107.4	7	339.2	0	0	0	3.7	5457.3
04 BEAVER		6591.5	1763.4	1744.1	0	0	0	0	10099
10 BUTLER		1175.7	16.2	769.1	0	0	0	0	1961
17 CLEARFIELD		17	14	0	0	0	0	0	31
37 LAWRENCE		45.8	0	14.2	0	0	0	0	60
<b>Waste Totals:</b>		<b>12937.4</b>	<b>1800.6</b>	<b>2866.6</b>	<b>0</b>	<b>0</b>	<b>0</b>	<b>3.7</b>	<b>17608.3</b>

Disposal Facility: 100663, KELLY RUN SANITATION INC LANDFILL

County/State that Generated Waste	Waste Type:	Municipal	Residual	Sewage Sludge	Processed Medical	Construction	WTE Ash Residue	Asbestos	Total
02 ALLEGHENY		13917.2	6899.3	37.3	0	2952.9	0	0	23806.7
10 BUTLER		0	1.7	0	0	0	0	0	1.7
26 FAYETTE		620.4	309.6	279.2	0	615.8	0	0	1825
30 GREENE		126.4	994.3	0	0	7.1	0	0	1127.8
63 WASHINGTON		1228.8	4030.4	172.2	0	181.2	0	0	5612.6
65 WESTMORELAND		1896.9	201.3	0	0	83.3	0	0	2181.5
WV WEST VIRGINIA		0	2.1	0	0	0	0	0	2.1
<b>Waste Totals:</b>		<b>17789.7</b>	<b>12438.7</b>	<b>488.7</b>	<b>0</b>	<b>3840.3</b>	<b>0</b>	<b>0</b>	<b>34557.4</b>



Please Use  
Recycled Paper

Phone: 717-783-9258  
 Printed: 1/8/2016

Also visit our Internet WWW Site at: <http://www.dep.state.pa.us>

DISCLAIMER: While care has been taken in the preparation of this report, there is no warranty or guarantee as to the data, calculation or content accuracy. The Commonwealth reserves the right to update or change any data or presentation format without notice or liability.



Commonwealth of Pennsylvania  
 Department of Environmental Protection  
 Bureau of Waste Management  
 Division of Reporting and Fee Collection

-----  
 Landfill Waste Receipts  
 in Tons (2000 lbs.) of Waste

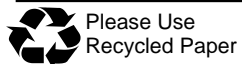
For Year:    Quarter:  
 2014       /       2

Disposal Facility: 101247, KEYSTONE SANITARY LANDFILL

County/State that Generated Waste	Waste Type:	Municipal	Residual	Sewage Sludge	Processed Medical	Construction	WTE Ash Residue	Asbestos	Total
08 BRADFORD		0	14640.6	0	0	3.3	0	0	14643.9
13 CARBON		122.4	0	0	0	0	0	0	122.4
35 LACKAWANNA		41982.7	1438.8	4643.8	0	1727	0	8.1	49800.4
39 LEHIGH		192.1	0	0	0	0	0	0	192.1
40 LUZERNE		24908.4	2056.9	3211.4	0	2193.7	11	290.5	32671.9
41 LYCOMING		0	2965.4	0	0	0	0	0	2965.4
45 MONROE		10413.6	207.4	778.8	0	401.7	0	10.8	11812.3
48 NORTHAMPTON		0	0	226.6	0	0	0	0	226.6
52 PIKE		6003.9	49.1	125.1	0	38.5	0	0	6216.6
57 SULLIVAN		0	9.3	0	0	18.8	0	0	28.1
58 SUSQUEHANNA		4075.7	43439.5	3.2	0	803.1	0	1.5	48323
64 WAYNE		410	32.1	375.8	0	681	0	0	1498.9
66 WYOMING		1366.1	1913	86.9	0	717.1	0	0	4083.1
CT CONNECTICUT		3130.1	0	0	0	0	0	0	3130.1
NJ NEW JERSEY		152548.6	555.9	0	0	123.5	0	0	153228
NY NEW YORK		187530.9	1691.9	0	0	55.6	0	0	189278.4
<b>Waste Totals:</b>		<b>432684.5</b>	<b>68999.9</b>	<b>9451.6</b>	<b>0</b>	<b>6763.3</b>	<b>11</b>	<b>310.9</b>	<b>518221.2</b>

Disposal Facility: 100329, LAKE VIEW LANDFILL

County/State that Generated Waste	Waste Type:	Municipal	Residual	Sewage Sludge	Processed Medical	Construction	WTE Ash Residue	Asbestos	Total
02 ALLEGHENY		0	11.5	0	0	0	0	0	11.5
20 CRAWFORD		2459.6	1527.3	190	0	76.6	0	6	4259.5
25 ERIE		39256.6	8089.2	4522.1	0	5474.2	947	129.8	58418.9
43 MERCER		6591.3	108.6	0	0	12.5	0	7.3	6719.7
62 WARREN		0	30.2	0	0	0	0	0	30.2
NY NEW YORK		0	0	0	0	3.4	0	0	3.4
<b>Waste Totals:</b>		<b>48307.5</b>	<b>9766.8</b>	<b>4712.1</b>	<b>0</b>	<b>5566.7</b>	<b>947</b>	<b>143.1</b>	<b>69443.2</b>



Commonwealth of Pennsylvania  
Department of Environmental Protection  
Bureau of Waste Management  
Division of Reporting and Fee Collection

-----  
Landfill Waste Receipts  
in Tons (2000 lbs.) of Waste

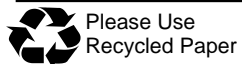
For Year:    Quarter:  
2014       /       2

Disposal Facility: 101534, LAUREL HIGHLANDS LANDFILL INC

County/State that Generated Waste	Waste Type:	Municipal	Residual	Sewage Sludge	Processed Medical	Construction	WTE Ash Residue	Asbestos	Total
05 BEDFORD		5.1	0	0	0	0	0	0	5.1
07 BLAIR		9873.1	2503.2	494.6	0	777.8	0	0	13648.7
11 CAMBRIA		10081	167.1	1458.2	0	1375.9	11.7	0	13093.9
14 CENTRE		0	5.2	0	0	0	0	0	5.2
17 CLEARFIELD		0	0	39.9	0	0	0	0	39.9
31 HUNTINGDON		0	242.2	0	0	0	0	0	242.2
32 INDIANA		264.7	0	0	0	157.3	0	0	422
33 JEFFERSON		26.6	0	0	0	46.4	0	0	73
44 MIFFLIN		10665.2	0	342.6	0	0	0	0	11007.8
56 SOMERSET		9.1	0	0	0	0	0	0	9.1
65 WESTMORELAND		182.2	218.2	0	0	16.8	0	0	417.2
MD MARYLAND		0	85.4	0	0	0	0	0	85.4
<b>Waste Totals:</b>		<b>31107</b>	<b>3221.3</b>	<b>2335.3</b>	<b>0</b>	<b>2374.2</b>	<b>11.7</b>	<b>0</b>	<b>39049.5</b>

Disposal Facility: 101389, LCSWMA FREY FARM LANDFILL

County/State that Generated Waste	Waste Type:	Municipal	Residual	Sewage Sludge	Processed Medical	Construction	WTE Ash Residue	Asbestos	Total
06 BERKS		0	2.7	0	0	0	0	0	2.7
21 CUMBERLAND		0	10.9	0	0	0	0	0	10.9
22 DAUPHIN		0	34.7	0	0	1394.5	23082.5	0	24511.7
36 LANCASTER		4332.9	18067.5	5781.8	159.9	24131	24314.2	14.2	76801.5
38 LEBANON		0	364.2	0	0	0	0	0	364.2
50 PERRY		0	4.6	0	0	0	0	0	4.6
67 YORK		0	1923.1	0	0	0	0	0	1923.1
DE DELAWARE (ST)		0	26.5	0	0	0	0	0	26.5
<b>Waste Totals:</b>		<b>4332.9</b>	<b>20434.2</b>	<b>5781.8</b>	<b>159.9</b>	<b>25525.5</b>	<b>47396.7</b>	<b>14.2</b>	<b>103645.2</b>



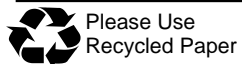
Commonwealth of Pennsylvania  
 Department of Environmental Protection  
 Bureau of Waste Management  
 Division of Reporting and Fee Collection

-----  
 Landfill Waste Receipts  
 in Tons (2000 lbs.) of Waste

For Year:    Quarter:  
 2014       /       2

Disposal Facility: 400592, LCSWMA RESOURCE RECOVERY FACILITY

County/State that Generated Waste	Waste Type:	Municipal	Residual	Sewage Sludge	Processed Medical	Construction	WTE Ash Residue	Asbestos	Total
06 BERKS		341.6	186.4	0	0	0	0	0	528
07 BLAIR		0	15.6	0	0	0	0	0	15.6
09 BUCKS		0	411.2	0	0	0	0	0	411.2
11 CAMBRIA		0	11.9	0	0	0	0	0	11.9
14 CENTRE		0	8.7	0	0	0	0	0	8.7
15 CHESTER		0	123.8	0	0	0	0	0	123.8
21 CUMBERLAND		0	53.5	0	0	0	0	0	53.5
22 DAUPHIN		0	1072.5	0	0	0	0	0	1072.5
23 DELAWARE		0	22.1	0	0	0	0	0	22.1
34 JUNIATA		0	438.2	0	0	0	0	0	438.2
36 LANCASTER		79789.4	8495.1	1717.1	0	124.5	0	0	90126.1
38 LEBANON		0	286	0	0	0	0	0	286
39 LEHIGH		0	277.2	0	0	0	0	0	277.2
40 LUZERNE		0	19.9	0	0	0	0	0	19.9
45 MONROE		0	380.1	0	0	0	0	0	380.1
46 MONTGOMERY		0	306.2	0	0	0	0	0	306.2
47 MONTOUR		0	5	0	0	0	0	0	5
48 NORTHAMPTON		0	127.8	0	0	0	0	0	127.8
49 NORTHUMBERLAND		0	81.4	0	0	0	0	0	81.4
51 PHILADELPHIA		690.6	8.2	0	0	0	0	0	698.8
54 SCHUYLKILL		0	106.4	0	0	0	0	0	106.4
66 WYOMING		0	778.6	0	0	0	0	0	778.6
67 YORK		0	60.5	0	0	0	0	0	60.5
DE DELAWARE (ST)		0	87.5	0	0	0	0	0	87.5
FL FLORIDA		0	13.5	0	0	0	0	0	13.5
IL ILLINOIS		0	105.2	0	0	0	0	0	105.2
LA LOUISIANA		0	49.7	0	0	0	0	0	49.7
MD MARYLAND		0	197.4	0	0	0	0	0	197.4
NC NORTH CAROLINA		0	115.2	0	0	0	0	0	115.2
NJ NEW JERSEY		6052.4	304.6	0	0	0	0	0	6357
NY NEW YORK		2584	82.7	0	0	0	0	0	2666.7
OH OHIO		0	43.6	0	0	0	0	0	43.6
TN TENNESSEE		0	17	0	0	0	0	0	17
<b>Waste Totals:</b>		<b>89458</b>	<b>14292.7</b>	<b>1717.1</b>	<b>0</b>	<b>124.5</b>	<b>0</b>	<b>0</b>	<b>105592.3</b>



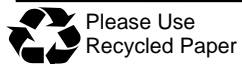
Commonwealth of Pennsylvania  
 Department of Environmental Protection  
 Bureau of Waste Management  
 Division of Reporting and Fee Collection

-----  
 Landfill Waste Receipts  
 in Tons (2000 lbs.) of Waste

For Year:    Quarter:  
 2014       /       2

Disposal Facility: 100963, LYCOMING COUNTY RESOURCE MANAGEMENT SERVICES LANDFILL

County/State that Generated Waste	Waste Type:	Municipal	Residual	Sewage Sludge	Processed Medical	Construction	WTE Ash Residue	Asbestos	Total
01 ADAMS		0	38	0	0	0	0	0	38
06 BERKS		0	162.5	0	0	0	0	0	162.5
07 BLAIR		5.3	64.9	0	0	0	0	0	70.2
08 BRADFORD		0	3.7	0	0	0	0	0	3.7
16 CLARION		0	122.6	0	0	0	0	0	122.6
18 CLINTON		1.5	388.8	0	0	0	0	0	390.3
19 COLUMBIA		8649.8	3788.1	1661.9	0	2246.1	0	87.3	16433.2
21 CUMBERLAND		0	1.4	0	0	0	0	0	1.4
35 LACKAWANNA		0	0	0	0	0	0	38.7	38.7
36 LANCASTER		0	1.2	0	0	0	0	0	1.2
38 LEBANON		0	0.5	0	0	0	0	2.8	3.3
40 LUZERNE		0	32.1	0	0	3.5	0	8.4	44
41 LYCOMING		15511.9	4253.8	2614.9	56.3	1245	0	0	23681.9
44 MIFFLIN		6.2	0	0	0	0	0	0	6.2
46 MONTGOMERY		0	0	0	0	0	0	3.2	3.2
47 MONTOUR		2137.7	609.5	0	143.1	517.3	0	15.2	3422.8
49 NORTHUMBERLAND		7172.9	2733.8	2603.2	0	333.7	5	21.9	12870.5
50 PERRY		0	145.1	0	0	0	0	0	145.1
54 SCHUYLKILL		0	200.2	21.2	0	0	0	1.4	222.8
55 SNYDER		3605.4	978.8	322.4	0	348.1	0	29.1	5283.8
57 SULLIVAN		11.9	0	0	0	0	0	0	11.9
59 TIOGA		5.7	0	0	0	0	0	0	5.7
60 UNION		5535.1	1435.2	1117.1	0	517.5	10.6	1.1	8616.6
NJ NEW JERSEY		0	0	0	0	0	0	15.4	15.4
<b>Waste Totals:</b>		<b>42643.4</b>	<b>14960.2</b>	<b>8340.7</b>	<b>199.4</b>	<b>5211.2</b>	<b>15.6</b>	<b>224.5</b>	<b>71595</b>



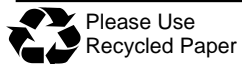
Commonwealth of Pennsylvania  
 Department of Environmental Protection  
 Bureau of Waste Management  
 Division of Reporting and Fee Collection

-----  
 Landfill Waste Receipts  
 in Tons (2000 lbs.) of Waste

For Year:   Quarter:  
 2014     /     2

Disposal Facility: 100113, MODERN LANDFILL

County/State that Generated Waste	Waste Type:	Municipal	Residual	Sewage Sludge	Processed Medical	Construction	WTE Ash Residue	Asbestos	Total
01 ADAMS		0	417.8	76.4	0	0	0	0.1	494.3
06 BERKS		0	507.2	0	0	0	0	0	507.2
15 CHESTER		0	8.8	0	0	0	0	0	8.8
21 CUMBERLAND		11167.3	506.3	61.3	25.8	2006.2	0	1	13753.4
22 DAUPHIN		0	2301.7	62.6	403.5	3434.8	0	117.5	6334.6
23 DELAWARE		0	36.5	0	0	0	0	0	36.5
31 HUNTINGDON		0	0	0	0	0	9.9	0	9.9
36 LANCASTER		0	9569.5	0	0	0	0	0	9569.5
38 LEBANON		0	3185.6	0	0	0	0	16.3	3201.9
39 LEHIGH		0	60.8	0	0	0	0	0	60.8
40 LUZERNE		0	93	0	0	0	0	0	93
46 MONTGOMERY		0	51.2	0	0	8040.4	0	364.1	8455.7
50 PERRY		0	76.6	0	0	2	0	0	78.6
51 PHILADELPHIA		63763.1	0	0	0	0	0	0	63763.1
54 SCHUYLKILL		0	305.7	0	0	0	0	5.9	311.6
67 YORK		76.1	77357.1	563	0	10431.9	0	96.7	88524.8
CT CONNECTICUT		0	1574.4	0	0	0	0	561.9	2136.3
DC DISRICT OF COLUMBIA		0	6.7	0	0	0	0	0	6.7
DE DELAWARE (ST)		0	388.6	0	0	0	0	60.1	448.7
MD MARYLAND		4	6085.3	458.7	5617.1	11.2	28	232.9	12437.2
NJ NEW JERSEY		15517.6	59	0	0	0	0	0	15576.6
NY NEW YORK		0	0	0	0	0	0	0.3	0.3
VA VIRGINIA		0	118.2	0	0	0	0	2.3	120.5
WV WEST VIRGINIA		0	34.3	0	0	0	0	0	34.3
<b>Waste Totals:</b>		<b>90528.1</b>	<b>102744.3</b>	<b>1222</b>	<b>6046.4</b>	<b>23926.5</b>	<b>37.9</b>	<b>1459.1</b>	<b>225964.3</b>



Commonwealth of Pennsylvania  
 Department of Environmental Protection  
 Bureau of Waste Management  
 Division of Reporting and Fee Collection

-----  
 Landfill Waste Receipts  
 in Tons (2000 lbs.) of Waste

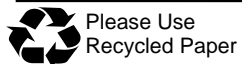
For Year:    Quarter:  
 2014       /       2

Disposal Facility: 100594, MONROEVILLE LANDFILL

County/State that Generated Waste	Waste Type:	Municipal	Residual	Sewage Sludge	Processed Medical	Construction	WTE Ash Residue	Asbestos	Total
02 ALLEGHENY		63618.9	29802	1281.3	1110.5	7339.9	534.3	0	103686.9
03 ARMSTRONG		140.5	48.5	0	0	10.5	0	0	199.5
10 BUTLER		268.2	27	0	0	55.4	0	0	350.6
63 WASHINGTON		0	1483.8	0	0	0	0	0	1483.8
65 WESTMORELAND		920.3	170.3	230.9	0	590.8	0	0	1912.3
<b>Waste Totals:</b>		<b>64947.9</b>	<b>31531.6</b>	<b>1512.2</b>	<b>1110.5</b>	<b>7996.6</b>	<b>534.3</b>	<b>0</b>	<b>107633.1</b>

Disposal Facility: 101571, MOSTOLLER LANDFILL INC

County/State that Generated Waste	Waste Type:	Municipal	Residual	Sewage Sludge	Processed Medical	Construction	WTE Ash Residue	Asbestos	Total
02 ALLEGHENY		0.8	0	0	0	0	0	0	0.8
05 BEDFORD		210.2	89.1	146.6	0	44	0	0	489.9
07 BLAIR		14306.6	112.3	68.8	0	88.1	0	0	14575.8
11 CAMBRIA		7056.6	249.5	681.4	0	662.6	0	21	8671.1
17 CLEARFIELD		0	0	0	0	0	0	4.3	4.3
26 FAYETTE		0	202	0	0	0	0	0	202
30 GREENE		0	1853.2	0	0	0	0	0	1853.2
31 HUNTINGDON		252.7	27.2	0	0	0	0	0	279.9
32 INDIANA		0	0	0	0	145.9	0	14.5	160.4
55 SNYDER		4.1	0	0	0	0	0	0	4.1
56 SOMERSET		6676.3	1620.2	566	0	685.5	0	0	9548
65 WESTMORELAND		4319.9	2634.4	0	0	0	0	0	6954.3
MD MARYLAND		7718.2	442.5	0	0	398.3	0	0	8559
WV WEST VIRGINIA		204.5	0	0	0	1.3	0	0	205.8
<b>Waste Totals:</b>		<b>40749.9</b>	<b>7230.4</b>	<b>1462.8</b>	<b>0</b>	<b>2025.7</b>	<b>0</b>	<b>39.8</b>	<b>51508.6</b>



Commonwealth of Pennsylvania  
 Department of Environmental Protection  
 Bureau of Waste Management  
 Division of Reporting and Fee Collection

-----  
 Landfill Waste Receipts  
 in Tons (2000 lbs.) of Waste

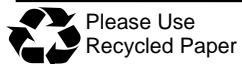
For Year:   Quarter:  
 2014     /     2

Disposal Facility: 101100, MOUNTAIN VIEW RECLAMATION LANDFILL

County/State that Generated Waste	Waste Type:	Municipal	Residual	Sewage Sludge	Processed Medical	Construction	WTE Ash Residue	Asbestos	Total
01 ADAMS		3299	763	13.8	0	358.6	0	0	4434.4
21 CUMBERLAND		3914.6	366.9	3.9	0	1252.7	0	0	5538.1
22 DAUPHIN		78.4	374	52.7	0.8	1585.1	0	0	2091
28 FRANKLIN		5756.9	1686.7	157.2	0	904.6	0	0	8505.4
29 FULTON		21.7	306.9	0	0	17.7	0	0	346.3
49 NORTHUMBERLAND		3027.6	0	0	0	0	0	0	3027.6
50 PERRY		422.3	0	0	0	40.4	0	0	462.7
67 YORK		79.2	0	0	0	100.3	0	0	179.5
MD MARYLAND		41487	6606.4	161.6	0	521.1	0	0	48776.1
VA VIRGINIA		6	0	0	0	4.5	0	0	10.5
WV WEST VIRGINIA		5604.5	419	0	0	335.1	0	17.4	6376
<b>Waste Totals:</b>		<b>63697.2</b>	<b>10522.9</b>	<b>389.2</b>	<b>0.8</b>	<b>5120.1</b>	<b>0</b>	<b>17.4</b>	<b>79747.6</b>

Disposal Facility: 100585, NORTHWEST SANITARY LANDFILL

County/State that Generated Waste	Waste Type:	Municipal	Residual	Sewage Sludge	Processed Medical	Construction	WTE Ash Residue	Asbestos	Total
02 ALLEGHENY		1507.3	33.3	0	0	101	0	179.8	1821.4
03 ARMSTRONG		1622.7	7.5	0	0	31.9	0	0	1662.1
04 BEAVER		9.9	0	30.4	0	0	0	0	40.3
10 BUTLER		7374	21552	1819	0	1443.2	0	27	32215.2
16 CLARION		321.2	435.7	28	0	29.8	0	0	814.7
20 CRAWFORD		111.7	35.8	0	0	0	0	0	147.5
25 ERIE		0	19.7	0	0	0	0	0	19.7
32 INDIANA		0	0	0	0	51.8	0	0	51.8
37 LAWRENCE		3195.1	15.5	0	0	74.4	0	0	3285
43 MERCER		138.3	118.4	16.9	0	132.1	0	2.7	408.4
61 VENANGO		881.5	2467.7	0	0	46.8	0	0	3396
<b>Waste Totals:</b>		<b>15161.7</b>	<b>24685.6</b>	<b>1894.3</b>	<b>0</b>	<b>1911</b>	<b>0</b>	<b>209.5</b>	<b>43862.1</b>



Please Use  
Recycled Paper

Phone: 717-783-9258  
 Printed: 1/8/2016

Also visit our Internet WWW Site at: <http://www.dep.state.pa.us>

DISCLAIMER: While care has been taken in the preparation of this report, there is no warranty or guarantee as to the data, calculation or content accuracy. The Commonwealth reserves the right to update or change any data or presentation format without notice or liability.

Commonwealth of Pennsylvania  
 Department of Environmental Protection  
 Bureau of Waste Management  
 Division of Reporting and Fee Collection

Landfill Waste Receipts  
 in Tons (2000 lbs.) of Waste

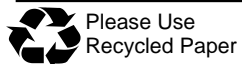
For Year: 2014 / Quarter: 2

Disposal Facility: 100346, PIONEER CROSSING LANDFILL

County/State that Generated Waste	Waste Type:	Municipal	Residual	Sewage Sludge	Processed Medical	Construction	WTE Ash Residue	Asbestos	Total
06 BERKS		11477.9	2139.7	2464	0	385.9	0	0	16467.5
09 BUCKS		969.6	4.8	24.1	108.2	0	0	0	1106.7
15 CHESTER		519.2	183.7	25.7	0	52.4	0	0	781
22 DAUPHIN		0	0	0	0	2.3	0	0	2.3
23 DELAWARE		11.2	2	0	0	93	0	0	106.2
36 LANCASTER		459.1	0	0	0	0	0	0	459.1
38 LEBANON		0	96.3	0	0	0	0	0	96.3
39 LEHIGH		1707.7	1303.1	0	82	0	0	0	3092.8
46 MONTGOMERY		26533.4	3188	1046.8	0.2	160.2	37	0	30965.6
48 NORTHAMPTON		10.1	909	0	528.4	26.4	0	0	1473.9
51 PHILADELPHIA		0	108.8	0	632.9	0	0	0	741.7
NJ NEW JERSEY		0	10	646.2	0	0	0	0	656.2
NY NEW YORK		65.2	145.5	35.9	41.4	0	0	0	288
<b>Waste Totals:</b>		<b>41753.4</b>	<b>8090.9</b>	<b>4242.7</b>	<b>1393.1</b>	<b>720.2</b>	<b>37</b>	<b>0</b>	<b>56237.3</b>

Disposal Facility: 101069, S.E.C.C.R.A. LANDFILL

County/State that Generated Waste	Waste Type:	Municipal	Residual	Sewage Sludge	Processed Medical	Construction	WTE Ash Residue	Asbestos	Total
15 CHESTER		19860.6	787.1	504.1	0	8070	0	0	29221.8
<b>Waste Totals:</b>		<b>19860.6</b>	<b>787.1</b>	<b>504.1</b>	<b>0</b>	<b>8070</b>	<b>0</b>	<b>0</b>	<b>29221.8</b>





Commonwealth of Pennsylvania  
 Department of Environmental Protection  
 Bureau of Waste Management  
 Division of Reporting and Fee Collection

Landfill Waste Receipts  
 in Tons (2000 lbs.) of Waste

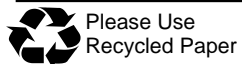
For Year: 2014 / Quarter: 2

Disposal Facility: 101538, SANDY RUN LANDFILL INC.

County/State that Generated Waste	Waste Type:	Municipal	Residual	Sewage Sludge	Processed Medical	Construction	WTE Ash Residue	Asbestos	Total
05 BEDFORD		9408.7	1824.4	11.5	0	90.3	0	0	11334.9
07 BLAIR		748.8	291.9	0	0	698.6	0	0	1739.3
21 CUMBERLAND		0	0	0	0	69.9	0	0	69.9
22 DAUPHIN		0	15	0	0	0	0	0	15
29 FULTON		911.7	33.2	0	0	183.5	0	0	1128.4
31 HUNTINGDON		7758.9	15.3	0	0	158.6	0	0	7932.8
34 JUNIATA		0	47.1	0	0	0	0	0	47.1
44 MIFFLIN		0	145.6	0	0	0	0	0	145.6
MD MARYLAND		1136.8	69.4	0	0	0	0	0	1206.2
<b>Waste Totals:</b>		<b>19964.9</b>	<b>2441.9</b>	<b>11.5</b>	<b>0</b>	<b>1200.9</b>	<b>0</b>	<b>0</b>	<b>23619.2</b>

Disposal Facility: 100403, SENECA LANDFILL INC

County/State that Generated Waste	Waste Type:	Municipal	Residual	Sewage Sludge	Processed Medical	Construction	WTE Ash Residue	Asbestos	Total
02 ALLEGHENY		14556.8	8413.1	1504.2	0	2056.4	0	0	26530.5
03 ARMSTRONG		1033.2	153.5	241	0	203.5	0	0	1631.2
04 BEAVER		13859.8	478.4	0	0	1018.2	0	0	15356.4
10 BUTLER		22056.7	19769	1533.7	0	2693.9	0	0	46053.3
11 CAMBRIA		0	0	0	0	0	0	0	0
16 CLARION		0	57.1	0	0	0	0	0	57.1
20 CRAWFORD		0	1152	178.8	0	0	0	0	1330.8
25 ERIE		0	0	47.9	0	0	0	0	47.9
26 FAYETTE		0	0	0	0	0	0	0	0
27 FOREST		0	0	126.6	0	0	0	0	126.6
32 INDIANA		0	154.3	0	0	0	0	0	154.3
33 JEFFERSON		0	0	0	0	0	0	0	0
37 LAWRENCE		188.3	431.4	0	0	28.7	0	0	648.4
43 MERCER		30406.5	1549.2	142.1	0	114.9	0	0	32212.7
60 UNION		0	0	0	0	0	0	0	0
61 VENANGO		29.3	966	377.6	0	395.5	0	0	1768.4
63 WASHINGTON		4.9	11	554.7	0	0	0	0	570.6
65 WESTMORELAND		475.5	44.8	504.7	0	50.4	0	0	1075.4
OH OHIO		3781.7	0	0	0	0	0	0	3781.7
<b>Waste Totals:</b>		<b>86392.7</b>	<b>33179.8</b>	<b>5211.3</b>	<b>0</b>	<b>6561.5</b>	<b>0</b>	<b>0</b>	<b>131345.3</b>



Commonwealth of Pennsylvania  
 Department of Environmental Protection  
 Bureau of Waste Management  
 Division of Reporting and Fee Collection

-----  
 Landfill Waste Receipts  
 in Tons (2000 lbs.) of Waste

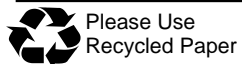
For Year:    Quarter:  
 2014       /       2

Disposal Facility: 100592, SOUTH HILLS LANDFILL INC

County/State that Generated Waste	Waste Type:	Municipal	Residual	Sewage Sludge	Processed Medical	Construction	WTE Ash Residue	Asbestos	Total
02 ALLEGHENY		14954.7	4962.4	1064.8	0	5883.2	3552	0	30417.1
10 BUTLER		0	47.6	0	0	0	0	0	47.6
26 FAYETTE		22.1	1189	0	0	35.1	0	0	1246.2
30 GREENE		0	179.2	0	0	0	0	0	179.2
63 WASHINGTON		2551.2	4864.3	0	0	315	0	0	7730.5
65 WESTMORELAND		4.9	160	0	0	19.7	0	0	184.6
WV WEST VIRGINIA		0	2719.8	0	0	0	0	0	2719.8
<b>Waste Totals:</b>		<b>17532.9</b>	<b>14122.3</b>	<b>1064.8</b>	<b>0</b>	<b>6253</b>	<b>3552</b>	<b>0</b>	<b>42525</b>

Disposal Facility: 100081, SOUTHERN ALLEGHENIES LANDFILL INC

County/State that Generated Waste	Waste Type:	Municipal	Residual	Sewage Sludge	Processed Medical	Construction	WTE Ash Residue	Asbestos	Total
01 ADAMS		0.7	0	0	0	1.6	0	0	2.3
05 BEDFORD		47.1	87.7	0	0	5.9	0	12.9	153.6
07 BLAIR		138.9	578.4	0	0	0	0	9.3	726.6
11 CAMBRIA		8449.9	1469.3	0	0	1354.9	0	2.5	11276.6
32 INDIANA		13.3	0	0	0	0	0	0	13.3
33 JEFFERSON		0	10.1	0	0	0	0	0	10.1
40 LUZERNE		0	867.6	0	0	0	0	0	867.6
56 SOMERSET		6135.4	1099.5	109	0	299	0	0	7642.9
65 WESTMORELAND		33.6	7.5	0	0	4.3	0	0	45.4
DE DELAWARE (ST)		0	0	0	0	0	0	4.6	4.6
NY NEW YORK		0	0	0	0	0	0	135.1	135.1
<b>Waste Totals:</b>		<b>14818.9</b>	<b>4120.1</b>	<b>109</b>	<b>0</b>	<b>1665.7</b>	<b>0</b>	<b>164.4</b>	<b>20878.1</b>



Commonwealth of Pennsylvania  
 Department of Environmental Protection  
 Bureau of Waste Management  
 Division of Reporting and Fee Collection

-----  
 Landfill Waste Receipts  
 in Tons (2000 lbs.) of Waste

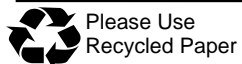
For Year:    Quarter:  
 2014       /       2

Disposal Facility: 100277, TERVITA SANITARY LANDFILL

County/State that Generated Waste	Waste Type:	Municipal	Residual	Sewage Sludge	Processed Medical	Construction	WTE Ash Residue	Asbestos	Total
02 ALLEGHENY		12848.9	4264.9	2087.9	0	3485.9	0	195.8	22883.4
03 ARMSTRONG		5.5	0	0	0	0	0	0	5.5
11 CAMBRIA		0	0	0	0	17.5	0	0	17.5
26 FAYETTE		3001.2	234	90.3	0	892	0	18.5	4236
30 GREENE		777.3	4157.4	0	0	222.4	0	0	5157.1
32 INDIANA		0	21.8	0	0	0	0	0	21.8
56 SOMERSET		0	0	0	0	2.4	0	0	2.4
63 WASHINGTON		8103.1	4349.5	111.7	0	2599	0	11.3	15174.6
65 WESTMORELAND		6570.1	1404.1	385.5	0	3343.8	0	16.9	11720.4
WV WEST VIRGINIA		52.4	905.9	0	0	17.1	0	0	975.4
<b>Waste Totals:</b>		<b>31358.5</b>	<b>15337.6</b>	<b>2675.4</b>	<b>0</b>	<b>10580.1</b>	<b>0</b>	<b>242.5</b>	<b>60194.1</b>

Disposal Facility: 101494, TULLYTOWN RESOURCE RECOVERY FACILITY

County/State that Generated Waste	Waste Type:	Municipal	Residual	Sewage Sludge	Processed Medical	Construction	WTE Ash Residue	Asbestos	Total
06 BERKS		1.8	0	22	0	0	0	0	23.8
09 BUCKS		6718.5	16311.3	1545	140.6	351.1	22559.2	19.9	47645.6
15 CHESTER		0	31.1	7.9	0	3.8	0	0	42.8
23 DELAWARE		3221.2	32.7	179.8	325.8	47.4	0	0	3806.9
46 MONTGOMERY		5952.8	4102.5	1112.6	40.7	16.2	0	3.8	11228.6
51 PHILADELPHIA		32800	1170.1	635.2	955.4	1317.3	0	5.7	36883.7
DE DELAWARE (ST)		0	82.9	0	0	61	0	38.7	182.6
MD MARYLAND		0	0	0	0	8.6	0	0	8.6
NH NEW HAMPSHIRE		0.2	0	0	0	0	0	0	0.2
NJ NEW JERSEY		98090.2	26114.7	9437.6	0	47464.7	25.2	125.4	181257.8
NY NEW YORK		128058.7	732.9	10881.6	3.5	1891.5	0	7.2	141575.4
VA VIRGINIA		0	0	0	0	6.6	0	0	6.6
<b>Waste Totals:</b>		<b>274843.4</b>	<b>48578.2</b>	<b>23821.7</b>	<b>1466</b>	<b>51168.2</b>	<b>22584.4</b>	<b>200.7</b>	<b>422662.6</b>



Please Use  
Recycled Paper

Phone: 717-783-9258  
 Printed: 1/8/2016

Also visit our Internet WWW Site at: <http://www.dep.state.pa.us>

DISCLAIMER: While care has been taken in the preparation of this report, there is no warranty or guarantee as to the data, calculation or content accuracy. The Commonwealth reserves the right to update or change any data or presentation format without notice or liability.

Commonwealth of Pennsylvania  
 Department of Environmental Protection  
 Bureau of Waste Management  
 Division of Reporting and Fee Collection

Landfill Waste Receipts  
 in Tons (2000 lbs.) of Waste

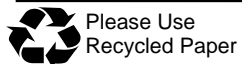
For Year: 2014    Quarter: 2

Disposal Facility: 100280, VALLEY LANDFILL

County/State that Generated Waste	Waste Type:	Municipal	Residual	Sewage Sludge	Processed Medical	Construction	WTE Ash Residue	Asbestos	Total
02 ALLEGHENY		9722.8	23892.5	350.4	0	4090.8	0	30.5	38087
03 ARMSTRONG		1737.2	0	0	0	275.9	0	0	2013.1
10 BUTLER		180.6	69.6	0	0	41.1	0	0	291.3
26 FAYETTE		195.4	40.5	0	0	26.3	0	0	262.2
32 INDIANA		0	156.8	0	0	0	0	0	156.8
65 WESTMORELAND		26284.4	1815.2	692.9	807.5	5754.7	0	1.5	35356.2
<b>Waste Totals:</b>		<b>38120.4</b>	<b>25974.6</b>	<b>1043.3</b>	<b>807.5</b>	<b>10188.8</b>	<b>0</b>	<b>32</b>	<b>76166.6</b>

Disposal Facility: 100739, WESTERN BERKS COMMUNITY LANDFILL

County/State that Generated Waste	Waste Type:	Municipal	Residual	Sewage Sludge	Processed Medical	Construction	WTE Ash Residue	Asbestos	Total
06 BERKS		13828.3	8104.8	3716.2	0	1732.3	0	51.4	27433
09 BUCKS		1418.6	0	0	0	0	0	0	1418.6
13 CARBON		0	0	48.6	0	0	0	0	48.6
15 CHESTER		0	0	0	0	0	0	17.2	17.2
21 CUMBERLAND		0	0	0	0	0	0	7.1	7.1
23 DELAWARE		0	1498.2	1791.8	0	0	0	18.4	3308.4
36 LANCASTER		0	0	0	0	0	0	6.6	6.6
38 LEBANON		0	0	0	0	0	0	3.8	3.8
39 LEHIGH		0	88.3	0	0	0	0	30.4	118.7
40 LUZERNE		0	9.7	0	0	0	0	17.9	27.6
46 MONTGOMERY		10652.4	2934.7	1681.6	0	176.6	0	347.7	15793
48 NORTHAMPTON		61	0	586.6	0	0	0	0	647.6
49 NORTHUMBERLAND		0	0	34	0	0	0	0	34
51 PHILADELPHIA		0	16.4	0	0	0	0	21.7	38.1
54 SCHUYLKILL		3974.1	0	0	0	19.1	0	0	3993.2
60 UNION		0	0	0	0	0	0	1.8	1.8
NJ NEW JERSEY		13082.1	86.4	0	0	1129.3	0	152.4	14450.2
<b>Waste Totals:</b>		<b>43016.5</b>	<b>12738.5</b>	<b>7858.8</b>	<b>0</b>	<b>3057.3</b>	<b>0</b>	<b>676.4</b>	<b>67347.5</b>



Please Use  
Recycled Paper

Phone: 717-783-9258  
 Printed: 1/8/2016

Also visit our Internet WWW Site at: <http://www.dep.state.pa.us>

DISCLAIMER: While care has been taken in the preparation of this report, there is no warranty or guarantee as to the data, calculation or content accuracy. The Commonwealth reserves the right to update or change any data or presentation format without notice or liability.

Commonwealth of Pennsylvania  
 Department of Environmental Protection  
 Bureau of Waste Management  
 Division of Reporting and Fee Collection

Landfill Waste Receipts  
 in Tons (2000 lbs.) of Waste

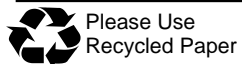
For Year: 2014 / Quarter: 2

Disposal Facility: 400633, WHEELABRATOR FALLS INC

County/State that Generated Waste	Waste Type:	Municipal	Residual	Sewage Sludge	Processed Medical	Construction	WTE Ash Residue	Asbestos	Total
06 BERKS		27	0	0	0	3.1	0	0	30.1
09 BUCKS		38989	159.2	0	0	5090.1	0	0	44238.3
15 CHESTER		0	85.4	0	0	0	0	0	85.4
38 LEBANON		0	1015.5	0	0	0	0	0	1015.5
39 LEHIGH		0	48.2	0	0	0	0	0	48.2
46 MONTGOMERY		12.6	48.5	0	0	0	0	0	61.1
51 PHILADELPHIA		74578	112.4	0	0	20.9	0	0	74711.3
67 YORK		0	284	0	0	0	0	0	284
NJ NEW JERSEY		7476.2	810	0	0	0	0	0	8286.2
NY NEW YORK		1040.5	58.9	0	0	0	0	0	1099.4
TN TENNESSEE		0	14.7	0	0	0	0	0	14.7
WV WEST VIRGINIA		0	8.1	0	0	0	0	0	8.1
<b>Waste Totals:</b>		<b>122123.3</b>	<b>2644.9</b>	<b>0</b>	<b>0</b>	<b>5114.1</b>	<b>0</b>	<b>0</b>	<b>129882.3</b>

Disposal Facility: 400561, YORK COUNTY RESOURCE RECOVERY CENTER

County/State that Generated Waste	Waste Type:	Municipal	Residual	Sewage Sludge	Processed Medical	Construction	WTE Ash Residue	Asbestos	Total
01 ADAMS		3619.8	239.4	0	0	0	0	0	3859.2
06 BERKS		0	2.4	0	0	0	0	0	2.4
21 CUMBERLAND		5238.4	0	0	0	0	0	0	5238.4
22 DAUPHIN		4038.9	0	0	0	0	0	0	4038.9
44 MIFFLIN		0	102.5	0	0	0	0	0	102.5
51 PHILADELPHIA		7869.1	0	0	0	0	0	0	7869.1
67 YORK		79671.3	2678.3	0	0	0	0	0	82349.6
MD MARYLAND		13328.2	0	0	0	0	0	0	13328.2
NJ NEW JERSEY		2216.2	0	0	0	0	0	0	2216.2
<b>Waste Totals:</b>		<b>115981.9</b>	<b>3022.6</b>	<b>0</b>	<b>0</b>	<b>0</b>	<b>0</b>	<b>0</b>	<b>119004.5</b>



Please Use  
Recycled Paper

Phone: 717-783-9258  
 Printed: 1/8/2016

Also visit our Internet WWW Site at: <http://www.dep.state.pa.us>

DISCLAIMER: While care has been taken in the preparation of this report, there is no warranty or guarantee as to the data, calculation or content accuracy. The Commonwealth reserves the right to update or change any data or presentation format without notice or liability.