


Commonwealth of Pennsylvania
 Department of Environmental Protection
 Bureau of Waste Management
 Division of Reporting and Fee Collection

 Landfill Waste Receipts
 in Tons (2000 lbs.) of Waste

For Year: 2014

Disposal Facility: 100419, ADVANCED DISPOSAL SERVICES CHESTNUT VALLEY LANDFILL

County/State that Generated Waste	Waste Type: Municipal	Residual	Sewage Sludge	Processed Medical	Construction	WTE Ash Residue	Asbestos	Total
02 ALLEGHENY	426.8	330	0	0	36.6	0	101.7	895.1
03 ARMSTRONG	0	30	0	0	0	0	0	30
24 ELK	57	0	0	0	0	0	0	57
26 FAYETTE	61013.6	12507	4913.2	0	10318.2	0	20.5	88772.5
30 GREENE	13614.3	170023.3	2458.8	0	3668.9	0	302.3	190067.6
32 INDIANA	0	0	0	0	27.3	0	0	27.3
56 SOMERSET	677	139.5	0	0	0	0	0	816.5
63 WASHINGTON	4625.9	12677.9	225.8	0	296.4	0	0	17826
65 WESTMORELAND	6538.6	18960.4	0	0	81.9	0	0	25580.9
OH OHIO	0	0	0	0	3.4	0	36	39.4
WV WEST VIRGINIA	81	11949.4	0	0	821.1	0	274.4	13125.9
Waste Totals:	87034.2	226617.5	7597.8	0	15253.8	0	734.9	337238.2



Please Use
Recycled Paper

Phone: 717-783-9258
 Printed: 2/10/2016

Also visit our Internet WWW Site at: <http://www.dep.state.pa.us>

DISCLAIMER: While care has been taken in the preparation of this report, there is no warranty or guarantee as to the data, calculation or content accuracy. The Commonwealth reserves the right to update or change any data or presentation format without notice or liability.

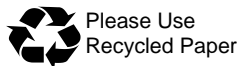
Commonwealth of Pennsylvania
 Department of Environmental Protection
 Bureau of Waste Management
 Division of Reporting and Fee Collection

 Landfill Waste Receipts
 in Tons (2000 lbs.) of Waste

For Year: 2014

Disposal Facility: 101397, ADVANCED DISPOSAL SERVICES GREENTREE LANDFILL LLC.

County/State that Generated Waste	Waste Type: Municipal	Residual	Sewage Sludge	Processed Medical	Construction	WTE Ash Residue	Asbestos	Total
03 ARMSTRONG	2	4431.6	66.6	0	6.1	0	0	4506.3
05 BEDFORD	0	5.2	0	0	0	0	0	5.2
06 BERKS	0	0.7	0	0	0	0	0	0.7
07 BLAIR	621.4	5137.7	8671.4	0	153.9	0	17.8	14602.2
08 BRADFORD	0	6.6	0	0	0	0	3.1	9.7
09 BUCKS	0	1178.5	0	0	11415.7	0	0	12594.2
10 BUTLER	0	13150.8	0	0	0	0	0	13150.8
11 CAMBRIA	48	390.4	0	0	160.4	0	0.9	599.7
12 CAMERON	2669.6	10399.6	424.3	0	344.5	0	16	13854
14 CENTRE	94289.9	4789.6	777.9	0	225.2	1059.1	10.7	101152.4
16 CLARION	36971.6	27454	173.2	0	321.6	83.7	0	65004.1
17 CLEARFIELD	43878.5	5682.3	2917.2	0	10509.3	0	2.7	62990
18 CLINTON	5.5	275.9	0	0	0	0	1.8	283.2
20 CRAWFORD	31.3	816.4	0	0	0	140.7	0	988.4
22 DAUPHIN	0	2.3	0	0	0	0	0	2.3
23 DELAWARE	0	70.8	0	0	0	0	0	70.8
24 ELK	11125	35040.2	4462.4	0	3376.6	0	164.6	54168.8
25 ERIE	0.2	15.7	0	0	0.6	0	0	16.5
27 FOREST	14.5	590.8	4.6	0	91.6	0	0	701.5
31 HUNTINGDON	0	0	138.1	0	57.1	0	0	195.2
32 INDIANA	1691.7	93	0	0	1.1	0	3.6	1789.4
33 JEFFERSON	18803.4	25248.9	748	0	1956.3	0	88.1	46844.7
41 LYCOMING	0	0.7	0	0	0	0	0	0.7
42 MCKEAN	25.2	1151.5	0	0	0	4359.1	417.8	5953.6
43 MERCER	0	2715.6	0	0	0	0	0	2715.6
44 MIFFLIN	0	100.6	0	0	0	0	0	100.6
45 MONROE	0	13.1	0	0	0	0	0	13.1
46 MONTGOMERY	0	20.8	0	0	0	0	0	20.8
51 PHILADELPHIA	1940.6	271	0	0	0	0	0	2211.6
53 POTTER	20.5	1041.2	0	0	26.1	0	1.6	1089.4



Please Use
Recycled Paper

Phone: 717-783-9258
 Printed: 2/10/2016

Also visit our Internet WWW Site at: <http://www.dep.state.pa.us>

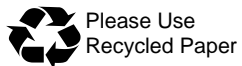
DISCLAIMER: While care has been taken in the preparation of this report, there is no warranty or guarantee as to the data, calculation or content accuracy. The Commonwealth reserves the right to update or change any data or presentation format without notice or liability.

Commonwealth of Pennsylvania
 Department of Environmental Protection
 Bureau of Waste Management
 Division of Reporting and Fee Collection

 Landfill Waste Receipts
 in Tons (2000 lbs.) of Waste

For Year: **2014**

54 SCHUYLKILL	0	0	1342.8	0	0	0	0	1342.8
59 TIOGA	0	35.3	0	0	0	0	0	35.3
60 UNION	0	21.4	0	0	0	0	0	21.4
61 VENANGO	0	5408.3	436.5	0	0	0	0.5	5845.3
62 WARREN	30317.5	6926.5	890.5	0	25.3	6.7	28.1	38194.6
63 WASHINGTON	0	12.7	0	0	0	0	0	12.7
65 WESTMORELAND	0	4.5	0	0	0	0	0	4.5
CO COLORADO	0	8.6	0	0	0	0	0	8.6
CT CONNECTICUT	0	12753.1	0	0	3.9	0	1780.4	14537.4
DE DELAWARE (ST)	0	166.8	3369.5	0	0	0	0	3536.3
MA MASSACHUSETTS	1154.8	31.5	0	0	0	0	0	1186.3
NJ NEW JERSEY	47161.1	35130.4	13857.3	0	260.7	0	91	96500.5
NY NEW YORK	24317.3	3256.7	36055.7	0	853.3	6124.8	163	70770.8
VA VIRGINIA	0	21.9	0	0	0	0	0	21.9
Waste Totals:	315089.6	203873.2	74336	0	29789.3	11774.1	2791.7	637653.9



Please Use
Recycled Paper

Phone: 717-783-9258

Printed: 2/10/2016

Also visit our Internet WWW Site at: <http://www.dep.state.pa.us>

DISCLAIMER: While care has been taken in the preparation of this report, there is no warranty or guarantee as to the data, calculation or content accuracy. The Commonwealth reserves the right to update or change any data or presentation format without notice or liability.

Commonwealth of Pennsylvania
 Department of Environmental Protection
 Bureau of Waste Management
 Division of Reporting and Fee Collection

 Landfill Waste Receipts
 in Tons (2000 lbs.) of Waste

For Year: 2014

Disposal Facility: 100933, ALLIANCE SANITARY LANDFILL INC

County/State that Generated Waste	Waste Type: Municipal	Residual	Sewage Sludge	Processed Medical	Construction	WTE Ash Residue	Asbestos	Total
08 BRADFORD	7.6	15828.9	0	0	0	0	0	15836.5
13 CARBON	209	0	0	0	0	0	0	209
19 COLUMBIA	46.8	0	0	0	0	0	0	46.8
35 LACKAWANNA	45116.8	3675.8	432.3	0	2417.5	0	11	51653.4
40 LUZERNE	76463.9	3812	13636.3	0	405	0	0	94317.2
41 LYCOMING	0	97.6	0	0	0	0	0	97.6
45 MONROE	5047.8	364.4	0	0	31.1	0	0	5443.3
48 NORTHAMPTON	0	76.9	0	0	0	0	0	76.9
49 NORTHUMBERLAND	2.7	0	0	0	0	0	0	2.7
52 PIKE	19593.1	0	0	0	0	0	0	19593.1
54 SCHUYLKILL	33.9	53.6	0	0	0	0	0	87.5
57 SULLIVAN	0	5185.9	0	0	0	0	0	5185.9
58 SUSQUEHANNA	5568	80391.6	289.6	0	2447.3	0	0	88696.5
64 WAYNE	18849.2	194.4	0	0	2.2	0	0	19045.8
66 WYOMING	5702	20821.6	0	0	29.3	0	0	26552.9
NY NEW YORK	4020.3	299.4	0	0	0.5	0	0	4320.2
Waste Totals:	180661.1	130802.1	14358.2	0	5332.9	0	11	331165.3



Please Use
Recycled Paper

Phone: 717-783-9258

Printed: 2/10/2016

Also visit our Internet WWW Site at: <http://www.dep.state.pa.us>

DISCLAIMER: While care has been taken in the preparation of this report, there is no warranty or guarantee as to the data, calculation or content accuracy. The Commonwealth reserves the right to update or change any data or presentation format without notice or liability.

Commonwealth of Pennsylvania
 Department of Environmental Protection
 Bureau of Waste Management
 Division of Reporting and Fee Collection

 Landfill Waste Receipts
 in Tons (2000 lbs.) of Waste

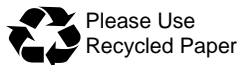
For Year: 2014

Disposal Facility: 100172, ARDEN LANDFILL INC.

County/State that Generated Waste	Waste Type: Municipal	Residual	Sewage Sludge	Processed Medical	Construction	WTE Ash Residue	Asbestos	Total
02 ALLEGHENY	70840.4	9683.2	0	0	6720.9	75.5	0	87320
03 ARMSTRONG	0	49.7	0	0	0	0	0	49.7
04 BEAVER	58274.3	1252.2	362.1	0	187.4	0	0	60076
08 BRADFORD	0	260.7	0	0	0	0	0	260.7
10 BUTLER	9.8	1374.9	0	0	0	0	0	1384.7
26 FAYETTE	1434.8	6049.5	0	0	41.1	0	0	7525.4
30 GREENE	4761.7	35148.1	0	0	4571.5	0	0	44481.3
32 INDIANA	0	3018.5	0	0	0	0	0	3018.5
41 LYCOMING	0	26.1	0	0	0	0	0	26.1
56 SOMERSET	0	887.1	0	0	0	0	0	887.1
63 WASHINGTON	66863.5	196784.9	5200.9	612	12755.9	0	0	282217.2
65 WESTMORELAND	24.6	1576.2	0	0	12	0	0	1612.8
NY NEW YORK	0	12.2	0	0	0	0	0	12.2
OH OHIO	1460.8	15228.8	20.3	0	318.9	0	0	17028.8
WV WEST VIRGINIA	4998.9	54845.3	12.2	269	3561.8	6809	0	70496.2
Waste Totals:	208668.8	326197.4	5595.5	881	28169.5	6884.5	0	576396.7

Disposal Facility: 101243, BRADFORD COUNTY SANITARY LANDFILL

County/State that Generated Waste	Waste Type: Municipal	Residual	Sewage Sludge	Processed Medical	Construction	WTE Ash Residue	Asbestos	Total
08 BRADFORD	28944.4	19084.4	1943.3	0	16532.2	0	0.9	66505.2
41 LYCOMING	0	239	0	0	0	0	0	239
52 PIKE	0	0	0	0	0	0	0	0
53 POTTER	9.5	0	48.9	0	16.7	0	0	75.1
57 SULLIVAN	2562.6	6	20.4	0	1083.7	0	0	3672.7
58 SUSQUEHANNA	946.2	8	0	0	71.1	0	0	1025.3
59 TIOGA	16765.4	15969.1	1707.3	0	996.3	0	0	35438.1
66 WYOMING	3351.5	1211.8	0	0	1255	0	0	5818.3
NY NEW YORK	14.7	0	0	0	0	0	0	14.7
Waste Totals:	52594.3	36518.3	3719.9	0	19955	0	0.9	112788.4



Please Use
Recycled Paper

Phone: 717-783-9258
 Printed: 2/10/2016

Also visit our Internet WWW Site at: <http://www.dep.state.pa.us>

DISCLAIMER: While care has been taken in the preparation of this report, there is no warranty or guarantee as to the data, calculation or content accuracy. The Commonwealth reserves the right to update or change any data or presentation format without notice or liability.

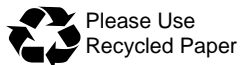
Commonwealth of Pennsylvania
 Department of Environmental Protection
 Bureau of Waste Management
 Division of Reporting and Fee Collection

 Landfill Waste Receipts
 in Tons (2000 lbs.) of Waste

For Year: 2014

Disposal Facility: 100361, Casella McKean County Landfill

County/State that Generated Waste	Waste Type: Municipal	Residual	Sewage Sludge	Processed Medical	Construction	WTE Ash Residue	Asbestos	Total
03 ARMSTRONG	0	48.2	0	0	29	0	0	77.2
08 BRADFORD	0	1219.4	0	0	0	0	0	1219.4
12 CAMERON	8.8	6677.8	0	0	360.5	0	0	7047.1
17 CLEARFIELD	0	188.2	0	0	32.6	0	0	220.8
24 ELK	7317.5	3387.1	494	0	2658.2	0	0	13856.8
27 FOREST	16.2	82.9	0	0	3.8	0	0	102.9
33 JEFFERSON	5690.3	38.4	0	0	116.5	0	0	5845.2
42 MCKEAN	16107.4	18354	3571.3	0	7486.6	742.3	0	46261.6
53 POTTER	15.9	88.8	59.1	0	0	0	0	163.8
58 SUSQUEHANNA	0	722.4	0	0	0	0	0	722.4
59 TIOGA	0	274.1	0	0	0	0	0	274.1
62 WARREN	19	1917.7	249.4	0	896.2	0	0	3082.3
CT CONNECTICUT	0	114.4	0	0	0	0	0	114.4
MA MASSACHUSETTS	0	512	0	0	0	0	0	512
NY NEW YORK	202.5	36.8	0	0	201.2	0	0	440.5
Waste Totals:	29377.6	33662.2	4373.8	0	11784.6	742.3	0	79940.5



Please Use
Recycled Paper

Phone: 717-783-9258

Printed: 2/10/2016

Also visit our Internet WWW Site at: <http://www.dep.state.pa.us>

DISCLAIMER: While care has been taken in the preparation of this report, there is no warranty or guarantee as to the data, calculation or content accuracy. The Commonwealth reserves the right to update or change any data or presentation format without notice or liability.

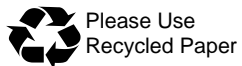
Commonwealth of Pennsylvania
 Department of Environmental Protection
 Bureau of Waste Management
 Division of Reporting and Fee Collection

 Landfill Waste Receipts
 in Tons (2000 lbs.) of Waste

For Year: 2014

Disposal Facility: 100944, CHESTER COUNTY SWA LANCHESTER LANDFILL

County/State that Generated Waste	Waste Type: Municipal	Residual	Sewage Sludge	Processed Medical	Construction	WTE Ash Residue	Asbestos	Total
06 BERKS	24102.4	5490.5	0	0	4903.9	10488.8	9.7	44995.3
09 BUCKS	31.2	0	0	0	0	0	3.1	34.3
15 CHESTER	226715.3	4574.4	4415.9	0	25471.8	3562.4	15.7	264755.5
22 DAUPHIN	0	0	0	0	0	0	0	0
23 DELAWARE	12	0	0	0	99.9	0	1.4	113.3
24 ELK	0	0	0	0	0	0	0	0
36 LANCASTER	344.6	320.4	31.7	0	662.9	0	0	1359.6
38 LEBANON	8.9	56.1	0	0	0	0	0	65
39 LEHIGH	1.5	0	0	0	0	0	0	1.5
46 MONTGOMERY	3655.6	1.5	0	0	323.3	0	0	3980.4
51 PHILADELPHIA	0	0	0	0	0	0	0	0
54 SCHUYLKILL	0	0	0	0	0	0	0	0
67 YORK	0	0	0	0	0	0	0	0
DE DELAWARE (ST)	0	10061.8	0	0	16.9	0	0	10079
Waste Totals:	254871.5	20504.7	4447.6	0	31478.7	14051.2	29.9	325383.9



Please Use
Recycled Paper

Phone: 717-783-9258

Printed: 2/10/2016

Also visit our Internet WWW Site at: <http://www.dep.state.pa.us>

DISCLAIMER: While care has been taken in the preparation of this report, there is no warranty or guarantee as to the data, calculation or content accuracy. The Commonwealth reserves the right to update or change any data or presentation format without notice or liability.

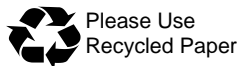
Commonwealth of Pennsylvania
 Department of Environmental Protection
 Bureau of Waste Management
 Division of Reporting and Fee Collection

 Landfill Waste Receipts
 in Tons (2000 lbs.) of Waste

For Year: 2014

Disposal Facility: 100022, CHRIN BROTHERS SANITARY LANDFILL

County/State that Generated Waste	Waste Type: Municipal	Residual	Sewage Sludge	Processed Medical	Construction	WTE Ash Residue	Asbestos	Total
06 BERKS	0	0	0	0	19	0	0	19
08 BRADFORD	0	3.1	0	0	0	0	0	3.1
09 BUCKS	2665.8	276.9	0	0	1806.2	0	5.8	4754.7
13 CARBON	122.8	0	0	0	676.6	0	0	799.4
39 LEHIGH	44562.6	1104.7	0	0	11327.4	0	185.6	57180.3
45 MONROE	11631.2	23.6	0	0	3866.8	0	11.9	15533.5
46 MONTGOMERY	0	0	0	0	32.9	0	1	33.9
48 NORTHAMPTON	68072.5	6296.7	409.3	0	23969.1	0	181.2	98928.8
52 PIKE	0	0	0	0	152.2	0	2.9	155.1
54 SCHUYLKILL	4.6	0	0	0	0	1.3	0	5.9
64 WAYNE	0	0	0	0	19.1	0	0	19.1
NJ NEW JERSEY	16074.2	225.3	0	0	6669.5	0	735.8	23704.8
Waste Totals:	143133.7	7930.3	409.3	0	48538.8	1.3	1124.2	201137.6



Please Use
Recycled Paper

Phone: 717-783-9258

Printed: 2/10/2016

Also visit our Internet WWW Site at: <http://www.dep.state.pa.us>

DISCLAIMER: While care has been taken in the preparation of this report, there is no warranty or guarantee as to the data, calculation or content accuracy. The Commonwealth reserves the right to update or change any data or presentation format without notice or liability.

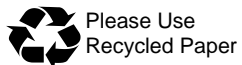
Commonwealth of Pennsylvania
 Department of Environmental Protection
 Bureau of Waste Management
 Division of Reporting and Fee Collection

 Landfill Waste Receipts
 in Tons (2000 lbs.) of Waste

For Year: 2014

Disposal Facility: 100955, CLINTON COUNTY SWA WAYNE TOWNSHIP LANDFILL

County/State that Generated Waste	Waste Type: Municipal	Residual	Sewage Sludge	Processed Medical	Construction	WTE Ash Residue	Asbestos	Total
01 ADAMS	0	0	0	0	0	0	0.7	0.7
05 BEDFORD	0	0	0	0	0	0	9.1	9.1
06 BERKS	0	0	0	0	0	0	3.1	3.1
07 BLAIR	0	3614.4	0	0	522.2	0	16.4	4153
08 BRADFORD	0	14.6	0	0	107.6	0	2.4	124.6
11 CAMBRIA	0	0	0	0	301.6	0	27.8	329.4
12 CAMERON	0	0.4	0	0	0	0	0	0.4
13 CARBON	0	0	0	0	0	0	0.3	0.3
14 CENTRE	2620.9	449.7	2652.6	0	283.2	0	332.7	6339.1
15 CHESTER	0	0	0	0	0	0	0.1	0.1
17 CLEARFIELD	2328.7	0	0	0	32.8	0	17.3	2378.8
18 CLINTON	26230.1	6842.4	2817.4	1	5394	0	54	41338.9
19 COLUMBIA	688.3	7247.5	0	0	824.4	0	4.1	8764.3
21 CUMBERLAND	0	0	0	0	0	0	11.2	11.2
22 DAUPHIN	0	0	0	0	114.8	0	46.5	161.3
23 DELAWARE	0	0	0	0	0	0	0.1	0.1
24 ELK	0	0	0	0	145.3	0	14	159.3
28 FRANKLIN	0	0	0	0	0	0	0.3	0.3
29 FULTON	20.5	0	0	0	0	0	0	20.5
31 HUNTINGDON	60.2	13.6	0	0	41	0	0.3	115.1
33 JEFFERSON	0	0	0	0	0	0	2.5	2.5
34 JUNIATA	0	851.9	0	0	0	0	0.8	852.7
35 LACKAWANNA	0	0	0	0	0	0	14.8	14.8
36 LANCASTER	0	0	0	0	0	0	2.5	2.5
40 LUZERNE	452.4	467.9	0	0	1987.6	0	2.9	2910.8
41 LYCOMING	19892.2	39370.5	294	0	7347.2	0	39.2	66943.1
42 MCKEAN	0	0	0	0	0	0	0.1	0.1
44 MIFFLIN	0	850.6	0	0	136.3	0	44.7	1031.6
46 MONTGOMERY	0	0	0	0	0	0	0.2	0.2
47 MONTOUR	0.6	5.8	0	0	140.4	0	14.8	161.6

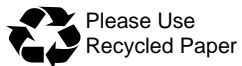


Commonwealth of Pennsylvania
 Department of Environmental Protection
 Bureau of Waste Management
 Division of Reporting and Fee Collection

 Landfill Waste Receipts
 in Tons (2000 lbs.) of Waste

For Year: **2014**

48 NORTHAMPTON	0.4	0	0	0	0	0	43.7	44.1
49 NORTHUMBERLAND	65911.3	641.6	0	0	1815.8	0	4.1	68372.8
50 PERRY	0	0	0	0	15.6	0	0	15.6
51 PHILADELPHIA	0	0	0	0	0	0	0.1	0.1
52 PIKE	0	0	0	0	15.7	0	0.5	16.2
53 POTTER	0	0	0	0	1.9	0	8.9	10.8
54 SCHUYLKILL	156.6	6663.8	0	0	0	0	0.4	6820.8
55 SNYDER	0	1532.5	0	0	136.1	0	0	1668.6
56 SOMERSET	0	0	0	0	0	0	1.4	1.4
57 SULLIVAN	1.7	0	0	0	227.6	0	0.3	229.6
58 SUSQUEHANNA	0	0	0	0	0	0	0.1	0.1
59 TIOGA	76.1	727.4	0	0	0	0	4.4	807.9
60 UNION	1	89	0	0	1223.9	0	25.4	1339.3
62 WARREN	0	0	0	0	0	0	4.3	4.3
63 WASHINGTON	0	0	0	0	0	0	3	3
64 WAYNE	0	0	0	0	0	0	0.3	0.3
67 YORK	0	0	0	0	0	0	5	5
NY NEW YORK	0	0	0	0	21.6	0	0	21.6
Waste Totals:	118441	69383.6	5764	1	20836.6	0	764.8	215191



Please Use
Recycled Paper

Phone: 717-783-9258

Printed: 2/10/2016

Also visit our Internet WWW Site at: <http://www.dep.state.pa.us>

DISCLAIMER: While care has been taken in the preparation of this report, there is no warranty or guarantee as to the data, calculation or content accuracy. The Commonwealth reserves the right to update or change any data or presentation format without notice or liability.

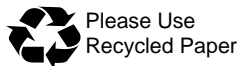
Commonwealth of Pennsylvania
 Department of Environmental Protection
 Bureau of Waste Management
 Division of Reporting and Fee Collection

 Landfill Waste Receipts
 in Tons (2000 lbs.) of Waste

For Year: 2014

Disposal Facility: 101615, COMMONWEALTH ENVIRONMENTAL SYSTEMS LANDFILL

County/State that Generated Waste	Waste Type: Municipal	Residual	Sewage Sludge	Processed Medical	Construction	WTE Ash Residue	Asbestos	Total
06 BERKS	4786.4	784.7	246.6	0	68.3	0	1.2	5887.2
09 BUCKS	0	507.5	0	0	0	0	0	507.5
13 CARBON	13339.7	17.8	0	0	153.9	0	0	13511.4
21 CUMBERLAND	515.9	0	0	0	84	0	0	599.9
22 DAUPHIN	0	903.9	58.9	0	787.9	0	6.8	1757.5
38 LEBANON	0	2224.7	0	0	0	0	0	2224.7
39 LEHIGH	28732.3	0	0	0	639.3	0	0	29371.6
40 LUZERNE	42794.5	6006.1	3419.6	284.3	1706.4	0	0	54210.9
45 MONROE	106	0	0	0	0	0	0	106
46 MONTGOMERY	0	0	0	0	21.7	0	0	21.7
48 NORTHAMPTON	20.1	0	0	180.9	102.6	0	0	303.6
49 NORTHUMBERLAND	443.1	54	0	0	44.3	0	0	541.4
54 SCHUYLKILL	95428.1	15930.3	2693.9	140.1	5663.9	0	4	119860.3
CT CONNECTICUT	661.2	0	0	0	46	0	0	707.2
NJ NEW JERSEY	109913.8	21.5	0	0	24220.4	0	0	134155.7
NY NEW YORK	53565.8	5532.4	3488.5	0	756.3	0	0	63343
Waste Totals:	350306.9	31982.9	9907.5	605.3	34295	0	12	427109.6



Please Use
Recycled Paper

Phone: 717-783-9258
 Printed: 2/10/2016

Also visit our Internet WWW Site at: <http://www.dep.state.pa.us>

DISCLAIMER: While care has been taken in the preparation of this report, there is no warranty or guarantee as to the data, calculation or content accuracy. The Commonwealth reserves the right to update or change any data or presentation format without notice or liability.

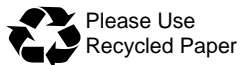
Commonwealth of Pennsylvania
 Department of Environmental Protection
 Bureau of Waste Management
 Division of Reporting and Fee Collection

 Landfill Waste Receipts
 in Tons (2000 lbs.) of Waste

For Year: 2014

Disposal Facility: 101509, CONNESTOGA LANDFILL

County/State that Generated Waste	Waste Type: Municipal	Residual	Sewage Sludge	Processed Medical	Construction	WTE Ash Residue	Asbestos	Total
06 BERKS	81194.3	24815.8	361.1	16322.9	3209.4	0	54.8	125958.3
09 BUCKS	340.3	698.6	0	0	0	0	87.9	1126.8
15 CHESTER	0	7585.3	0	0	0	0	28.4	7613.7
22 DAUPHIN	0	64.6	0	0	0	0	0	64.6
23 DELAWARE	48.3	15865	1409	0	2278.7	0	1763.5	21364.5
36 LANCASTER	0	3102.2	0	0	0	0	2.5	3104.7
38 LEBANON	0.1	0	0	0	0	0	8	8.1
39 LEHIGH	2766.6	2936.1	0	0	0	0	466.5	6169.2
46 MONTGOMERY	79729	40022.1	25.1	0	513.5	0	407.9	120697.6
48 NORTHAMPTON	0	745.7	0	36.6	1.4	0	0.1	783.8
51 PHILADELPHIA	104436.4	21957.5	0	223.1	15196	0	324.6	142137.6
64 WAYNE	0	273.4	0	0	0	0	0	273.4
CT CONNECTICUT	0	93.9	0	0	0	0	387.8	481.7
DE DELAWARE (ST)	0	4168.3	0	0	0	0	146.2	4314.5
MD MARYLAND	0	729.6	0	0	0	0	0	729.6
ME MAINE	0	3.5	0	0	0	0	0	3.5
NJ NEW JERSEY	238052.3	26376.2	0	0	6746.3	47.5	2572	273794.3
NY NEW YORK	0	9522.8	0	0	0	0	214.4	9737.2
VT VERMONT	0	3.5	0	0	0	0	0	3.5
Waste Totals:	506567.3	158964.1	1795.2	16582.6	27945.3	47.5	6464.6	718366.6



Please Use
Recycled Paper

Phone: 717-783-9258
 Printed: 2/10/2016

Also visit our Internet WWW Site at: <http://www.dep.state.pa.us>

DISCLAIMER: While care has been taken in the preparation of this report, there is no warranty or guarantee as to the data, calculation or content accuracy. The Commonwealth reserves the right to update or change any data or presentation format without notice or liability.

Commonwealth of Pennsylvania
 Department of Environmental Protection
 Bureau of Waste Management
 Division of Reporting and Fee Collection

 Landfill Waste Receipts
 in Tons (2000 lbs.) of Waste

For Year: 2014

Disposal Facility: 400593, COVANTA DELAWARE VALLEY

County/State that Generated Waste	Waste Type: Municipal	Residual	Sewage Sludge	Processed Medical	Construction	WTE Ash Residue	Asbestos	Total
15 CHESTER	0	34.2	0	0	0	0	0	34.2
23 DELAWARE	359708.8	1719.9	0	0	0	0	0	361428.7
39 LEHIGH	7.2	1241.9	0	0	0	0	0	1249.1
51 PHILADELPHIA	334840.6	4821.1	0	0	0	0	0	339661.7
64 WAYNE	0	8.1	0	0	0	0	0	8.1
67 YORK	0	11.9	0	0	0	0	0	11.9
CT CONNECTICUT	110.1	0	0	0	0	0	0	110.1
DE DELAWARE (ST)	14998.6	17159.6	0	0	0	0	0	32158.2
MD MARYLAND	18960.5	40.7	0	0	0	0	0	19001.2
NC NORTH CAROLINA	0	59.8	0	0	0	0	0	59.8
NJ NEW JERSEY	138846.1	18093.1	0	0	0	0	0	156939.2
NY NEW YORK	220249.4	165.6	0	0	0	0	0	220415
PR PUERTO RICO	0	1646	0	0	0	0	0	1646
VA VIRGINIA	1482.2	634.4	0	0	0	0	0	2116.6
Waste Totals:	1089203.5	45636.3	0	0	0	0	0	1134839.8

Disposal Facility: 400558, COVANTA PLYMOUTH RENEWABLE ENERGY

County/State that Generated Waste	Waste Type: Municipal	Residual	Sewage Sludge	Processed Medical	Construction	WTE Ash Residue	Asbestos	Total
06 BERKS	4179	106	0	0	0	0	0	4285
09 BUCKS	32184.6	1152.1	0	0	0	0	0	33336.7
15 CHESTER	11.9	491.8	0	0	0	0	0	503.7
23 DELAWARE	6175.4	222.6	0	0	0	0	0	6398
39 LEHIGH	4214	3832.4	0	0	0	0	0	8046.4
46 MONTGOMERY	332294.3	10885.9	0	0	0	0	0	343180.2
51 PHILADELPHIA	18283.1	336.1	0	0	0	0	0	18619.2
NJ NEW JERSEY	5732.8	0	0	0	0	0	0	5732.8
NY NEW YORK	1086.8	0	0	0	0	0	0	1086.8
Waste Totals:	404161.9	17026.9	0	0	0	0	0	421188.8



Please Use
Recycled Paper

Phone: 717-783-9258

Printed: 2/10/2016

Also visit our Internet WWW Site at: <http://www.dep.state.pa.us>

DISCLAIMER: While care has been taken in the preparation of this report, there is no warranty or guarantee as to the data, calculation or content accuracy. The Commonwealth reserves the right to update or change any data or presentation format without notice or liability.

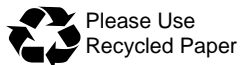
Commonwealth of Pennsylvania
 Department of Environmental Protection
 Bureau of Waste Management
 Division of Reporting and Fee Collection

 Landfill Waste Receipts
 in Tons (2000 lbs.) of Waste

For Year: 2014

Disposal Facility: 100945, CUMBERLAND COUNTY LANDFILL

County/State that Generated Waste	Waste Type: Municipal	Residual	Sewage Sludge	Processed Medical	Construction	WTE Ash Residue	Asbestos	Total
01 ADAMS	5911.9	359.5	0	0	657.7	0	0	6929.1
05 BEDFORD	0	0	0	0	0	0	26.3	26.3
06 BERKS	296.4	9542.4	0	0	698.6	0	0	10537.4
09 BUCKS	0	2411.9	107.8	0	0	0	18.5	2538.2
14 CENTRE	0	3.9	0	0	0	0	0	3.9
15 CHESTER	0	1499.7	0	0	1521	0	0	3020.7
21 CUMBERLAND	37135.6	21929.1	3697.5	0	60519.7	0	767	124048.9
22 DAUPHIN	0	10068.6	598	0	526.8	0	465.6	11659
23 DELAWARE	0	1195.9	707.4	0	0	0	0	1903.3
28 FRANKLIN	5516.9	769.7	109.2	0	867.6	0	509.1	7772.5
29 FULTON	6.7	0	0	0	1	0	3.2	10.9
31 HUNTINGDON	21.6	842	0	0	8.4	0	0	872
34 JUNIATA	28.6	349.8	0	0	697.9	0	15.5	1091.8
35 LACKAWANNA	0	0.3	0	0	0	0	0	0.3
36 LANCASTER	0	1527.5	0	0	0	0	0	1527.5
38 LEBANON	0	10580.9	0	0	0	0	0	10580.9
39 LEHIGH	42660.9	53.7	0	0	76.2	0	0	42790.8
40 LUZERNE	0	134.1	0	0	0	0	0	134.1
41 LYCOMING	0	0	0	0	0	0	15.7	15.7
44 MIFFLIN	0	0	0	0	9	0	4.2	13.2
46 MONTGOMERY	0	62.6	0	0	106.2	0	164	332.8
48 NORTHAMPTON	35751	330.4	0	0	40.8	0	8.7	36130.9
50 PERRY	5685.4	9.2	581.2	0	1564.1	0	0	7839.9
51 PHILADELPHIA	12.9	163.1	0	0	0	0	1791.5	1967.5
54 SCHUYLKILL	0	6.7	4048.9	0	0	0	0	4055.6
55 SNYDER	0	1309.9	0	0	0	0	0	1309.9
66 WYOMING	0	17.4	0	0	0	0	0	17.4
67 YORK	0	46072.1	926.1	0	139.5	0	19.7	47157.4
CT CONNECTICUT	0	22.7	0	0	0	0	0	22.7
DE DELAWARE (ST)	8	45.8	0	0	746.1	0	1237.4	2037.3



Please Use
Recycled Paper

Phone: 717-783-9258
 Printed: 2/10/2016

Also visit our Internet WWW Site at: <http://www.dep.state.pa.us>

DISCLAIMER: While care has been taken in the preparation of this report, there is no warranty or guarantee as to the data, calculation or content accuracy. The Commonwealth reserves the right to update or change any data or presentation format without notice or liability.

**Commonwealth of Pennsylvania
Department of Environmental Protection
Bureau of Waste Management
Division of Reporting and Fee Collection**

**Landfill Waste Receipts
in Tons (2000 lbs.) of Waste**

For Year: 2014

MD MARYLAND	66641	10750.9	663.4	0	1310.3	0	712	80077.6
NJ NEW JERSEY	238350.3	20792	4783.3	0	166.1	0	3593.8	267685.5
NY NEW YORK	37.9	449.7	3032.1	0	3.4	0	5608.5	9131.6
VA VIRGINIA	0	0	0	0	0	0	1904.7	1904.7
WV WEST VIRGINIA	0	608.5	0	0	0	0	109.7	718.2
Waste Totals:	438065.1	141910	19254.9	0	69660.4	0	16975.1	685865.5

Disposal Facility: 100345, DELAWARE COUNTY SWA ROLLING HILLS LANDFILL

County/State that Generated Waste	Waste Type: Municipal	Residual	Sewage Sludge	Processed Medical	Construction	WTE Ash Residue	Asbestos	Total
06 BERKS	45283.6	69038.2	180.9	0	1472.8	24959.3	25.7	140960.5
15 CHESTER	4982.2	0	0	0	50.9	0	0	5033.1
23 DELAWARE	1466.7	0	0	0	0	386149.9	0	387616.6
46 MONTGOMERY	11191.1	1664.3	0	0	0	111665.8	0	124521.2
NJ NEW JERSEY	0	15038.9	0	0	67664	52045.9	0	134748.8
Waste Totals:	62923.6	85741.4	180.9	0	69187.7	574820.9	25.7	792880.2

Disposal Facility: 100434, EVERGREEN LANDFILL

County/State that Generated Waste	Waste Type: Municipal	Residual	Sewage Sludge	Processed Medical	Construction	WTE Ash Residue	Asbestos	Total
02 ALLEGHENY	0	1566.8	0	0	36.6	0	0	1603.4
03 ARMSTRONG	13083.6	6999.9	188.7	0	782.7	0	0	21054.9
07 BLAIR	0	0	0	0	0.5	0	0	0.5
10 BUTLER	0	268.9	0	0	0	0	0	268.9
11 CAMBRIA	41.3	119	0	0	55	0	0	215.3
14 CENTRE	0	126.8	0	0	0	0	0	126.8
16 CLARION	0	12.5	0	0	0	0	0	12.5
17 CLEARFIELD	12.3	1588.4	0	0	1.8	0	0	1602.5
26 FAYETTE	6.5	0	0	0	0	0	0	6.5
27 FOREST	0	59.2	0	0	3	0	0	62.2
32 INDIANA	35811.7	12160.1	2547.4	0	9441.1	0	0	59960.3
33 JEFFERSON	1026.3	239.4	1020.3	0	162.2	0	0	2448.2
56 SOMERSET	0	14.7	0	0	0.5	0	0	15.2
65 WESTMORELAND	18669.3	5759.4	243.5	0	1045.8	0	0	25718
Waste Totals:	68651	28915.1	3999.9	0	11529.2	0	0	113095.2



Please Use
Recycled Paper

Phone: 717-783-9258
Printed: 2/10/2016

Also visit our Internet WWW Site at: <http://www.dep.state.pa.us>

DISCLAIMER: While care has been taken in the preparation of this report, there is no warranty or guarantee as to the data, calculation or content accuracy. The Commonwealth reserves the right to update or change any data or presentation format without notice or liability.

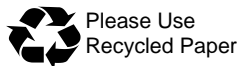
Commonwealth of Pennsylvania
 Department of Environmental Protection
 Bureau of Waste Management
 Division of Reporting and Fee Collection

 Landfill Waste Receipts
 in Tons (2000 lbs.) of Waste

For Year: 2014

Disposal Facility: 101680, G.R.O.W.S. NORTH

County/State that Generated Waste	Waste Type: Municipal	Residual	Sewage Sludge	Processed Medical	Construction	WTE Ash Residue	Asbestos	Total
06 BERKS	3.9	295.6	14.8	0	0	0	1.1	315.4
09 BUCKS	40416.2	50891.9	5107.5	124.1	4925.3	17776.9	70.6	119312.5
13 CARBON	1.1	0	0	0	0	0	0	1.1
15 CHESTER	0	35	0	0	3.5	0	0	38.5
23 DELAWARE	23573.5	167	359.9	352.2	41.7	0	5.7	24500
38 LEBANON	0	5	0	0	0	0	0	5
39 LEHIGH	71.7	0	0	0	34	0	2.8	108.5
40 LUZERNE	0	0	0	0	0	0	4.5	4.5
45 MONROE	0.2	0	0	0	0	0	0	0.2
46 MONTGOMERY	46420.6	15361.6	2213.4	104.7	190.9	0	24.7	64315.9
48 NORTHAMPTON	0.3	0	0	0	0.7	0	10	11
51 PHILADELPHIA	183449.8	8151.5	4474.4	763.1	5086.5	0	1550.5	203475.8
67 YORK	0.2	0	0	0	0	0	0	0.2
CT CONNECTICUT	0	802.1	0	0	5.9	0	76.4	884.4
DE DELAWARE (ST)	9.5	5634.1	0	0	286.8	0	149.7	6080.1
GA GEORGIA	0	0	0	0	3.6	0	0	3.6
MA MASSACHUSETTS	0	31.7	0	0	43.7	0	0	75.4
MD MARYLAND	0.2	554	0	0	16	0	0	570.2
NH NEW HAMPSHIRE	0	0	0	0	6.9	0	0	6.9
NJ NEW JERSEY	348081.1	65770.7	76119.4	0	180764.1	37050.4	1925.6	709711.3
NY NEW YORK	571506	17041.7	88748.9	20.9	26776.6	0	115.5	704209.6
VA VIRGINIA	0	0	0	0	17.3	0	0	17.3
Waste Totals:	1213534.3	164741.9	177038.3	1365	218203.5	54827.3	3937.1	1833647.4



Please Use
Recycled Paper

Phone: 717-783-9258
 Printed: 2/10/2016

Also visit our Internet WWW Site at: <http://www.dep.state.pa.us>

DISCLAIMER: While care has been taken in the preparation of this report, there is no warranty or guarantee as to the data, calculation or content accuracy. The Commonwealth reserves the right to update or change any data or presentation format without notice or liability.

Commonwealth of Pennsylvania
 Department of Environmental Protection
 Bureau of Waste Management
 Division of Reporting and Fee Collection

 Landfill Waste Receipts
 in Tons (2000 lbs.) of Waste


For Year: 2014

Disposal Facility: 100265, GRAND CENTRAL SANITARY LANDFILL INC

County/State that Generated Waste	Waste Type: Municipal	Residual	Sewage Sludge	Processed Medical	Construction	WTE Ash Residue	Asbestos	Total
06 BERKS	5132.8	0	11.3	0	90.4	0	0	5234.5
09 BUCKS	202.9	248	0	176.9	0.2	0	0	628
13 CARBON	6804.9	153.5	788	0	565.4	0	8.2	8320
23 DELAWARE	0	313.4	0	0	0	0	0	313.4
35 LACKAWANNA	5.1	0	0	0	0	0	0	5.1
39 LEHIGH	108860.2	1488.9	2321	899.1	479.5	0	10.8	114059.5
40 LUZERNE	27.2	100.8	0	0	1	0	0	129
45 MONROE	62069.3	3085.2	440.7	5332.9	9612.3	0	0	80540.4
46 MONTGOMERY	17.1	5114.7	25.6	743.6	0	0	0	5901
48 NORTHAMPTON	81990.4	8156.2	11395	1020.6	6598.3	0	8.6	109169.1
52 PIKE	2072.9	0	0.9	0	74.1	0	0	2147.9
54 SCHUYLKILL	3.2	73.9	0	0	0	0	0	77.1
64 WAYNE	9.1	0	0	0	0	0	0	9.1
NJ NEW JERSEY	6535.6	1176.2	690	20.9	4569.5	77939.1	689.1	91620.4
NY NEW YORK	22001.4	427.8	19632.2	554.9	16.8	75.8	44.5	42753.4
Waste Totals:	295732.1	20338.6	35304.7	8748.9	22007.5	78014.9	761.2	460907.9

Disposal Facility: 101544, GREATER LEBANON REFUSE AUTHORITY LANDFILL

County/State that Generated Waste	Waste Type: Municipal	Residual	Sewage Sludge	Processed Medical	Construction	WTE Ash Residue	Asbestos	Total
38 LEBANON	80141	14805.8	2217.2	0	16608.4	0	0	113772.4
Waste Totals:	80141	14805.8	2217.2	0	16608.4	0	0	113772.4



Please Use
Recycled Paper

Phone: 717-783-9258

Printed: 2/10/2016

Also visit our Internet WWW Site at: <http://www.dep.state.pa.us>

DISCLAIMER: While care has been taken in the preparation of this report, there is no warranty or guarantee as to the data, calculation or content accuracy. The Commonwealth reserves the right to update or change any data or presentation format without notice or liability.

Commonwealth of Pennsylvania
 Department of Environmental Protection
 Bureau of Waste Management
 Division of Reporting and Fee Collection

 Landfill Waste Receipts
 in Tons (2000 lbs.) of Waste

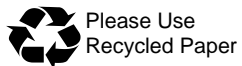
For Year: 2014

Disposal Facility: 100281, GREENRIDGE RECLAMATION LANDFILL

County/State that Generated Waste	Waste Type: Municipal	Residual	Sewage Sludge	Processed Medical	Construction	WTE Ash Residue	Asbestos	Total
02 ALLEGHENY	72096.5	4581	4182.3	0	5057.5	0	73.1	85990.4
03 ARMSTRONG	0	149.5	0	0	35.4	0	0	184.9
10 BUTLER	0	274.3	348.2	0	0	0	0	622.5
11 CAMBRIA	0	19.5	0	0	0	0	0	19.5
26 FAYETTE	3398.1	657.6	522.6	0	1804.1	0	91.1	6473.5
31 HUNTINGDON	0	0.4	0	0	0	0	0	0.4
32 INDIANA	61	1236.2	0	0	20.7	0	0.1	1318
56 SOMERSET	1486.3	46.9	0	0	124.9	0	0.4	1658.5
63 WASHINGTON	2205.8	299.9	1308.4	0	339.3	0	0	4153.4
65 WESTMORELAND	60965.3	46843.1	11215.2	0	12928.8	0	198	132150.4
WV WEST VIRGINIA	4.3	20632.6	0	2056.6	8.3	0	9.1	22710.9
Waste Totals:	140217.3	74741	17576.7	2056.6	20319	0	371.8	255282.4

Disposal Facility: 100992, HARRISBURG M E R&R FACILITY RESIDUE DISPOSAL AREA B

County/State that Generated Waste	Waste Type: Municipal	Residual	Sewage Sludge	Processed Medical	Construction	WTE Ash Residue	Asbestos	Total
22 DAUPHIN	0	0	0	0	0	18881.9	0	18881.9
Waste Totals:	0	0	0	0	0	18881.9	0	18881.9



Please Use
Recycled Paper

Phone: 717-783-9258

Printed: 2/10/2016

Also visit our Internet WWW Site at: <http://www.dep.state.pa.us>

DISCLAIMER: While care has been taken in the preparation of this report, there is no warranty or guarantee as to the data, calculation or content accuracy. The Commonwealth reserves the right to update or change any data or presentation format without notice or liability.

Commonwealth of Pennsylvania
 Department of Environmental Protection
 Bureau of Waste Management
 Division of Reporting and Fee Collection

 Landfill Waste Receipts
 in Tons (2000 lbs.) of Waste

For Year: 2014

Disposal Facility: 100758, HARRISBURG MATERIALS ENERGY RECYCLING & RECOVERY F

County/State that Generated Waste	Waste Type: Municipal	Residual	Sewage Sludge	Processed Medical	Construction	WTE Ash Residue	Asbestos	Total
06 BERKS	11656.1	0	0	0	0	0	0	11656.1
15 CHESTER	2.6	0	0	0	0	0	0	2.6
18 CLINTON	0	323.6	0	0	0	0	0	323.6
19 COLUMBIA	298.8	0	0	0	0	0	0	298.8
21 CUMBERLAND	20934.4	463.4	0	0	556.8	0	0	21954.6
22 DAUPHIN	159718	1912.2	0	0	2614	0	0	164244.2
26 FAYETTE	0.3	0	0	0	0	0	0	0.3
28 FRANKLIN	2.7	423.1	0	0	0	0	0	425.8
34 JUNIATA	0.1	0	0	0	0	0	0	0.1
36 LANCASTER	1078.3	0	0	0	0.6	0	0	1078.9
38 LEBANON	1	0	0	0	1.8	0	0	2.8
40 LUZERNE	35.6	300.4	0	0	0	0	0	336
41 LYCOMING	0	53.8	0	0	0	0	0	53.8
49 NORTHUMBERLAND	778.7	0	0	0	0	0	0	778.7
50 PERRY	1618.8	0	0	0	6	0	0	1624.8
54 SCHUYLKILL	2520.5	174.9	0	0	2.3	0	0	2697.7
55 SNYDER	0	0	0	0	2.5	0	0	2.5
58 SUSQUEHANNA	2.5	0	0	0	2.1	0	0	4.6
67 YORK	25.5	0	0	0	1	0	0	26.5
MD MARYLAND	0.2	0	0	0	0	0	0	0.2
NJ NEW JERSEY	79881.3	0	0	0	0	0	0	79881.3
Waste Totals:	278555.4	3651.4	0	0	3187.1	0	0	285393.9



Please Use
Recycled Paper

Phone: 717-783-9258
 Printed: 2/10/2016

Also visit our Internet WWW Site at: <http://www.dep.state.pa.us>

DISCLAIMER: While care has been taken in the preparation of this report, there is no warranty or guarantee as to the data, calculation or content accuracy. The Commonwealth reserves the right to update or change any data or presentation format without notice or liability.

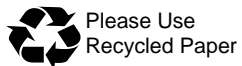
Commonwealth of Pennsylvania
 Department of Environmental Protection
 Bureau of Waste Management
 Division of Reporting and Fee Collection

 Landfill Waste Receipts
 in Tons (2000 lbs.) of Waste

For Year: 2014

Disposal Facility: 100020, IESI PA BETHLEHEM LANDFILL CORP.

County/State that Generated Waste	Waste Type: Municipal	Residual	Sewage Sludge	Processed Medical	Construction	WTE Ash Residue	Asbestos	Total
06 BERKS	3.7	0	0	0	2.6	0	0	6.3
09 BUCKS	13208	1655.7	404.6	0	590.3	0	0	15858.6
15 CHESTER	0	0	0	0	25.7	0	550.6	576.3
23 DELAWARE	0	0	0	0	301.4	0	0	301.4
34 JUNIATA	0	0	0	0	0.3	0	0	0.3
35 LACKAWANNA	0	8.8	0	0	4.4	0	0	13.2
38 LEBANON	0	3.5	0	0	0	0	0	3.5
39 LEHIGH	18101.3	2025.2	0	0	2966.8	0	0	23093.3
45 MONROE	0	0	0	0	0	0	0.3	0.3
46 MONTGOMERY	0.1	2851.8	0	0	54.2	0	0	2906.1
48 NORTHAMPTON	78494.8	1975.7	0	0	4213.6	0	138.9	84823
49 NORTHUMBERLAND	0	0	0	0	68.2	0	0	68.2
51 PHILADELPHIA	0	0	0	0	29.8	0	127.3	157.1
52 PIKE	0	0	0	0	2.4	0	0	2.4
CT CONNECTICUT	114.8	0	0	0	237.3	0	0	352.1
DE DELAWARE (ST)	0	0	0	0	24.8	0	0	24.8
NJ NEW JERSEY	36607	15602.4	22.9	0	36281.5	0	675.4	89189.2
NY NEW YORK	121861.5	4907.6	0	0	19439.2	0	764.5	146972.8
Waste Totals:	268391.2	29030.7	427.5	0	64242.5	0	2257	364348.9



Please Use
Recycled Paper

Phone: 717-783-9258
 Printed: 2/10/2016

Also visit our Internet WWW Site at: <http://www.dep.state.pa.us>

DISCLAIMER: While care has been taken in the preparation of this report, there is no warranty or guarantee as to the data, calculation or content accuracy. The Commonwealth reserves the right to update or change any data or presentation format without notice or liability.

Commonwealth of Pennsylvania
 Department of Environmental Protection
 Bureau of Waste Management
 Division of Reporting and Fee Collection

 Landfill Waste Receipts
 in Tons (2000 lbs.) of Waste

For Year: 2014

Disposal Facility: 100934, IESI PA BLUE RIDGE LANDFILL CORP

County/State that Generated Waste	Waste Type: Municipal	Residual	Sewage Sludge	Processed Medical	Construction	WTE Ash Residue	Asbestos	Total
01 ADAMS	22674	531.2	0	0	8198.1	0	0	31403.3
21 CUMBERLAND	15134.3	397	934.5	0	2003.6	0	0	18469.4
22 DAUPHIN	0	0	12.7	0	65.7	0	0	78.4
23 DELAWARE	0	43.4	0	0	0	0	0	43.4
28 FRANKLIN	65472.6	19882.9	10225.9	0	13416.7	0	0.1	108998.2
29 FULTON	75.5	0	0	0	3.4	0	0	78.9
50 PERRY	85.9	0	0	0	41.7	0	0	127.6
67 YORK	0	37.7	0	0	269.1	0	0	306.8
DC DISRICT OF COLUMBIA	75051.9	0	0	0	0	0	0	75051.9
DE DELAWARE (ST)	0	271.7	0	0	0	0	0	271.7
MD MARYLAND	152596.4	1458.6	0	0	1196.1	0	740.7	155991.8
NJ NEW JERSEY	0	0	0	0	756.9	0	94.1	851
NY NEW YORK	100102	1743.6	723.2	0	24.8	0	0	102593.6
WV WEST VIRGINIA	12192.2	0	0	0	476.7	0	3	12671.9
Waste Totals:	443384.8	24366.1	11896.3	0	26452.8	0	837.9	506937.9



Please Use
Recycled Paper

Phone: 717-783-9258

Printed: 2/10/2016

Also visit our Internet WWW Site at: <http://www.dep.state.pa.us>

DISCLAIMER: While care has been taken in the preparation of this report, there is no warranty or guarantee as to the data, calculation or content accuracy. The Commonwealth reserves the right to update or change any data or presentation format without notice or liability.

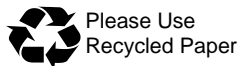
Commonwealth of Pennsylvania
 Department of Environmental Protection
 Bureau of Waste Management
 Division of Reporting and Fee Collection

 Landfill Waste Receipts
 in Tons (2000 lbs.) of Waste

For Year: 2014

Disposal Facility: 100620, IMPERIAL LANDFILL

County/State that Generated Waste	Waste Type: Municipal	Residual	Sewage Sludge	Processed Medical	Construction	WTE Ash Residue	Asbestos	Total
02 ALLEGHENY	268604.3	68531.7	27637.7	0	46985.9	4652.1	4323.8	420735.5
04 BEAVER	7765.1	8360.3	0.6	0	1200.5	0	436.3	17762.8
08 BRADFORD	0	31.1	0	0	0	0	0	31.1
10 BUTLER	3189.3	310.9	58	0	588.9	0	37.5	4184.6
11 CAMBRIA	0	0	0	0	0	0	11.7	11.7
26 FAYETTE	212.6	8.5	0	0	4.9	0	8.4	234.4
30 GREENE	4.7	1303.4	0	0	17.9	0	50.9	1376.9
32 INDIANA	6.7	0	0	0	11.3	0	0	18
37 LAWRENCE	1.6	51.4	0	0	0	0	15.9	68.9
42 MCKEAN	15.2	0	0	0	0	0	0	15.2
43 MERCER	0	0	0	0	0	0	21.9	21.9
51 PHILADELPHIA	1.1	0	0	0	0	0	0	1.1
61 VENANGO	0	0	0	0	0	0	23.1	23.1
63 WASHINGTON	23511.1	27480.7	1925.2	0	4493.5	0	94	57504.5
65 WESTMORELAND	0	195.7	0	0	4	0	20.7	220.4
CA CALIFORNIA	11.2	0	0	0	0	0	0	11.2
CT CONNECTICUT	0	53.9	0	0	0	0	27.5	81.4
NJ NEW JERSEY	0	0	0	0	0	0	27.6	27.6
NY NEW YORK	4.3	1204	0	0	0	0	0.7	1209
OH OHIO	54.3	1777.3	675.6	0	42.8	0	450.2	3000.2
WV WEST VIRGINIA	10223.3	343.6	404.8	0	670.2	77	455	12173.9
Waste Totals:	313604.8	109652.5	30701.9	0	54019.9	4729.1	6005.2	518713.4



Please Use
Recycled Paper

Phone: 717-783-9258
 Printed: 2/10/2016

Also visit our Internet WWW Site at: <http://www.dep.state.pa.us>

DISCLAIMER: While care has been taken in the preparation of this report, there is no warranty or guarantee as to the data, calculation or content accuracy. The Commonwealth reserves the right to update or change any data or presentation format without notice or liability.

Commonwealth of Pennsylvania
 Department of Environmental Protection
 Bureau of Waste Management
 Division of Reporting and Fee Collection

 Landfill Waste Receipts
 in Tons (2000 lbs.) of Waste

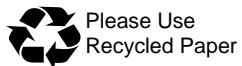
For Year: 2014

Disposal Facility: 101439, JOSEPH J BRUNNER INC LANDFILL

County/State that Generated Waste	Waste Type: Municipal	Residual	Sewage Sludge	Processed Medical	Construction	WTE Ash Residue	Asbestos	Total
02 ALLEGHENY	18558.6	57.1	1122.4	0	0	3.4	3.9	19745.4
03 ARMSTRONG	0	0	0	0	0	0	4.1	4.1
04 BEAVER	23512.3	5959	7142	0	0	0	1.1	36614.4
10 BUTLER	4372	90.2	2936.5	0	0	0	0	7398.7
17 CLEARFIELD	17	14	0	0	0	0	0	31
37 LAWRENCE	210	6.8	116.7	0	0	0	0	333.5
Waste Totals:	46669.9	6127.1	11317.6	0	0	3.4	9.1	64127.1

Disposal Facility: 100663, KELLY RUN SANITATION INC LANDFILL

County/State that Generated Waste	Waste Type: Municipal	Residual	Sewage Sludge	Processed Medical	Construction	WTE Ash Residue	Asbestos	Total
02 ALLEGHENY	48520.7	40785.6	159.8	0	9975.9	0	0	99442
10 BUTLER	0	117.9	0	0	0	0	0	117.9
16 CLARION	0	19.1	0	0	0	0	0	19.1
26 FAYETTE	2171.5	2744.3	1014.5	0	1494	0	0	7424.3
30 GREENE	416.2	2492.8	0	0	18	0	0	2927
56 SOMERSET	0	249.1	0	0	0	0	0	249.1
63 WASHINGTON	4809.6	10566	656.8	0	488.1	0	0	16520.5
65 WESTMORELAND	6536.2	4107.2	0	0	237.8	0	0	10881.2
WV WEST VIRGINIA	0	134.3	0	0	0	0	0	134.3
Waste Totals:	62454.2	61216.3	1831.1	0	12213.8	0	0	137715.4



Please Use
Recycled Paper

Phone: 717-783-9258

Printed: 2/10/2016

Also visit our Internet WWW Site at: <http://www.dep.state.pa.us>

DISCLAIMER: While care has been taken in the preparation of this report, there is no warranty or guarantee as to the data, calculation or content accuracy. The Commonwealth reserves the right to update or change any data or presentation format without notice or liability.

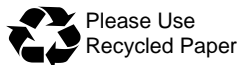
Commonwealth of Pennsylvania
 Department of Environmental Protection
 Bureau of Waste Management
 Division of Reporting and Fee Collection

 Landfill Waste Receipts
 in Tons (2000 lbs.) of Waste

For Year: 2014

Disposal Facility: 101247, KEYSTONE SANITARY LANDFILL

County/State that Generated Waste	Waste Type: Municipal	Residual	Sewage Sludge	Processed Medical	Construction	WTE Ash Residue	Asbestos	Total
08 BRADFORD	14.1	51749	0	0	4.9	0	0	51768
09 BUCKS	0	30.2	0	0	0	0	0	30.2
13 CARBON	546.1	0	0	0	24.7	0	0	570.8
35 LACKAWANNA	159514.5	7039.8	17985.6	0	10734.1	0	17.6	195291.6
39 LEHIGH	341.9	0	0	0	0	0	0	341.9
40 LUZERNE	89211.6	7524.4	13999	0	7756.4	11	324.8	118827.2
41 LYCOMING	0	5815.9	0	0	0	0	0	5815.9
45 MONROE	34365.3	939.4	2700.5	0	1332.9	0	10.8	39348.9
48 NORTHAMPTON	30.2	0	750.9	0	20.3	0	0	801.4
51 PHILADELPHIA	10.7	0	0	0	0	0	0	10.7
52 PIKE	18008.9	187.5	620.5	0	106.2	0	0	18923.1
54 SCHUYLKILL	7	0	0	0	0	0	0	7
57 SULLIVAN	6.7	376.1	0	0	194.8	0	0	577.6
58 SUSQUEHANNA	14472.2	196753.2	7.8	0	2425.1	0	1.5	213659.8
59 TIOGA	0	1519.1	0	0	0	0	0	1519.1
64 WAYNE	1713.5	32.1	1405	0	1371.8	0	0	4522.4
66 WYOMING	4462.1	4967.9	339.5	0	1725.7	0	0	11495.2
CT CONNECTICUT	12752.9	2.4	0	0	0	0	0	12755.3
NJ NEW JERSEY	545558.6	6192.1	0	0	225.1	0	0	551975.8
NY NEW YORK	715269.2	8555.1	0	0	251	0	0	724075.3
VA VIRGINIA	1.8	0	0	0	0	0	0	1.8
Waste Totals:	1596287.3	291684.2	37808.8	0	26173	11	354.7	1952319



Please Use
Recycled Paper

Phone: 717-783-9258
 Printed: 2/10/2016

Also visit our Internet WWW Site at: <http://www.dep.state.pa.us>

DISCLAIMER: While care has been taken in the preparation of this report, there is no warranty or guarantee as to the data, calculation or content accuracy. The Commonwealth reserves the right to update or change any data or presentation format without notice or liability.

Commonwealth of Pennsylvania
 Department of Environmental Protection
 Bureau of Waste Management
 Division of Reporting and Fee Collection

 Landfill Waste Receipts
 in Tons (2000 lbs.) of Waste

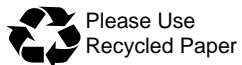
For Year: 2014

Disposal Facility: 100329, LAKE VIEW LANDFILL

County/State that Generated Waste	Waste Type: Municipal	Residual	Sewage Sludge	Processed Medical	Construction	WTE Ash Residue	Asbestos	Total
02 ALLEGHENY	0	11.8	0	0	0	0	0	11.8
20 CRAWFORD	9281.3	8151.1	428.8	0	328	0	14.7	18203.9
25 ERIE	139485.1	31089.4	14122.1	0	18567.7	3060	381.5	206705.8
43 MERCER	22600.4	128.2	0	0	35.9	0	11.3	22775.8
59 TIOGA	0	6.1	0	0	0	0	0	6.1
62 WARREN	0	119.7	0	0	0	0	0	119.7
NY NEW YORK	0.3	0	0	0	9.2	0	0	9.5
Waste Totals:	171367.1	39506.3	14550.9	0	18940.8	3060	407.5	247832.6

Disposal Facility: 101534, LAUREL HIGHLANDS LANDFILL INC

County/State that Generated Waste	Waste Type: Municipal	Residual	Sewage Sludge	Processed Medical	Construction	WTE Ash Residue	Asbestos	Total
05 BEDFORD	8.7	31.4	0	0	0	0	0	40.1
07 BLAIR	35654.5	8969.5	2073.3	0	3053.8	0	0	49751.1
11 CAMBRIA	35376.4	573.7	4490.7	0	4885.4	49.9	0	45376.1
14 CENTRE	3.8	98.8	0	0	0	0	0	102.6
17 CLEARFIELD	0	177.3	201.3	0	0.5	0	0	379.1
31 HUNTINGDON	0	1011.6	0	0	0	0	0	1011.6
32 INDIANA	1210.8	0	0	0	536.6	0	0	1747.4
33 JEFFERSON	68.5	0	0	0	126.8	0	0	195.3
34 JUNIATA	82.9	45.7	0	0	0	0	0	128.6
44 MIFFLIN	39572.6	0	1015.7	0	0	0	0	40588.3
56 SOMERSET	35.5	0	0	0	3	0	0	38.5
65 WESTMORELAND	534.8	1143.8	0	0	121.3	0	0	1799.9
MD MARYLAND	0	230.8	0	0	0	0	0	230.8
Waste Totals:	112548.5	12282.6	7781	0	8727.4	49.9	0	141389.4



Please Use
Recycled Paper

Phone: 717-783-9258
 Printed: 2/10/2016

Also visit our Internet WWW Site at: <http://www.dep.state.pa.us>

DISCLAIMER: While care has been taken in the preparation of this report, there is no warranty or guarantee as to the data, calculation or content accuracy. The Commonwealth reserves the right to update or change any data or presentation format without notice or liability.

Commonwealth of Pennsylvania
 Department of Environmental Protection
 Bureau of Waste Management
 Division of Reporting and Fee Collection

 Landfill Waste Receipts
 in Tons (2000 lbs.) of Waste

For Year: 2014

Disposal Facility: 101389, LCSWMA FREY FARM LANDFILL

County/State that Generated Waste	Waste Type: Municipal	Residual	Sewage Sludge	Processed Medical	Construction	WTE Ash Residue	Asbestos	Total
06 BERKS	0	33.3	0	0	0	0	0	33.3
21 CUMBERLAND	0	54.3	0	0	0	0	0	54.3
22 DAUPHIN	40.5	99	0	0	5110.2	85867.2	0	91116.9
36 LANCASTER	13319.4	71495.2	19293.2	617.9	73773.8	93734.7	49.9	272284.1
38 LEBANON	0	1546.7	0	0	0	0	0	1546.7
50 PERRY	0	26.1	0	0	0	0	0	26.1
67 YORK	0	7354.4	0	0	1.2	0	0	7355.6
DE DELAWARE (ST)	0	89.9	0	0	0	0	0	89.9
Waste Totals:	13359.9	80698.9	19293.2	617.9	78885.2	179601.9	49.9	372506.9



Please Use
Recycled Paper

Phone: 717-783-9258

Printed: 2/10/2016

Also visit our Internet WWW Site at: <http://www.dep.state.pa.us>

DISCLAIMER: While care has been taken in the preparation of this report, there is no warranty or guarantee as to the data, calculation or content accuracy. The Commonwealth reserves the right to update or change any data or presentation format without notice or liability.

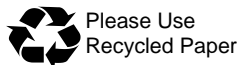
Commonwealth of Pennsylvania
 Department of Environmental Protection
 Bureau of Waste Management
 Division of Reporting and Fee Collection

 Landfill Waste Receipts
 in Tons (2000 lbs.) of Waste

For Year: 2014

Disposal Facility: 400592, LCSWMA RESOURCE RECOVERY FACILITY

County/State that Generated Waste	Waste Type: Municipal	Residual	Sewage Sludge	Processed Medical	Construction	WTE Ash Residue	Asbestos	Total
06 BERKS	5174.1	699.1	0	0	0	0	0	5873.2
07 BLAIR	0	55	0	0	0	0	0	55
09 BUCKS	0	1781	0	0	0	0	0	1781
11 CAMBRIA	0	49.3	0	0	0	0	0	49.3
13 CARBON	0	21.4	0	0	0	0	0	21.4
14 CENTRE	0	24.4	0	0	0	0	0	24.4
15 CHESTER	0	489.5	0	0	0	0	0	489.5
18 CLINTON	0	9.8	0	0	0	0	0	9.8
21 CUMBERLAND	0	109	0	0	0	0	0	109
22 DAUPHIN	0	4246.8	0	0	0	0	0	4246.8
23 DELAWARE	0	46.2	0	0	0	0	0	46.2
34 JUNIATA	0	1177.9	0	0	0	0	0	1177.9
36 LANCASTER	306349.7	34997.5	5663.8	0	370.4	0	0	347381.4
38 LEBANON	0	1151.2	0	0	0	0	0	1151.2
39 LEHIGH	0	1310.2	0	0	0	0	0	1310.2
40 LUZERNE	0	41.2	0	0	0	0	0	41.2
45 MONROE	0	889.8	0	0	0	0	0	889.8
46 MONTGOMERY	0	1241	0	0	0	0	0	1241
47 MONTOUR	0	11.2	0	0	0	0	0	11.2
48 NORTHAMPTON	0	370.7	0	0	0	0	0	370.7
49 NORTHUMBERLAND	0	152.7	0	0	0	0	0	152.7
51 PHILADELPHIA	3518.2	82.9	0	0	0	0	0	3601.1
54 SCHUYLKILL	0	288.7	0	0	0	0	0	288.7
55 SNYDER	0	7.8	0	0	0	0	0	7.8
65 WESTMORELAND	0	3.1	0	0	0	0	0	3.1
66 WYOMING	0	3620.5	0	0	0	0	0	3620.5
67 YORK	0	218.8	0	0	0	0	0	218.8
CT CONNECTICUT	0	12.1	0	0	0	0	0	12.1
DE DELAWARE (ST)	0	644.9	0	0	0	0	0	644.9
FL FLORIDA	0	56.3	0	0	0	0	0	56.3

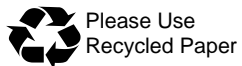


Commonwealth of Pennsylvania
 Department of Environmental Protection
 Bureau of Waste Management
 Division of Reporting and Fee Collection

 Landfill Waste Receipts
 in Tons (2000 lbs.) of Waste

For Year: **2014**

GA GEORGIA	0	4.7	0	0	0	0	0	4.7
IL ILLINOIS	0	277.5	0	0	0	0	0	277.5
LA LOUISIANA	0	180.5	0	0	0	0	0	180.5
MD MARYLAND	0	303.1	0	0	0	0	0	303.1
NC NORTH CAROLINA	0	1163.6	0	0	0	0	0	1163.6
NJ NEW JERSEY	19350	1863.7	0	0	0	0	0	21213.7
NY NEW YORK	4377.9	492.4	0	0	0	0	0	4870.3
OH OHIO	0	43.9	0	0	0	0	0	43.9
TN TENNESSEE	0	33.6	0	0	0	0	0	33.6
WI WISCONSIN	0	1.3	0	0	0	0	0	1.3
Waste Totals:	338769.9	58174.3	5663.8	0	370.4	0	0	402978.4



Please Use
Recycled Paper

Phone: 717-783-9258
 Printed: 2/10/2016

Also visit our Internet WWW Site at: <http://www.dep.state.pa.us>

DISCLAIMER: While care has been taken in the preparation of this report, there is no warranty or guarantee as to the data, calculation or content accuracy. The Commonwealth reserves the right to update or change any data or presentation format without notice or liability.

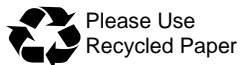
Commonwealth of Pennsylvania
 Department of Environmental Protection
 Bureau of Waste Management
 Division of Reporting and Fee Collection

 Landfill Waste Receipts
 in Tons (2000 lbs.) of Waste

For Year: 2014

Disposal Facility: 100963, LYCOMING COUNTY RESOURCE MANAGEMENT SERVICES LAN

County/State that Generated Waste	Waste Type: Municipal	Residual	Sewage Sludge	Processed Medical	Construction	WTE Ash Residue	Asbestos	Total
01 ADAMS	0	43.3	0	0	0	0	0	43.3
05 BEDFORD	0	88.5	0	0	0	0	0	88.5
06 BERKS	0	185.4	0	0	0	0	0	185.4
07 BLAIR	5.3	64.9	0	0	0	0	0	70.2
08 BRADFORD	0	4.2	0	0	0	0	3.2	7.4
10 BUTLER	0	0.5	0	0	0	0	0	0.5
13 CARBON	0	11.7	0	0	0	0	0	11.7
14 CENTRE	0	0.1	0	0	0	0	0	0.1
16 CLARION	0	122.6	0	0	0	0	0	122.6
18 CLINTON	43.4	743.3	0	0	0	0	0	786.7
19 COLUMBIA	35364.8	14841.8	7159.8	0	8949.4	0	134.7	66450.5
21 CUMBERLAND	0	113.7	0	0	0	0	0	113.7
22 DAUPHIN	0	0.3	0	0	0	0	6.1	6.4
28 FRANKLIN	0	1.2	0	0	0	0	0	1.2
34 JUNIATA	19.2	0	0	0	0	0	0	19.2
35 LACKAWANNA	0	11.5	0	0	0	0	124.4	135.9
36 LANCASTER	0	31.2	0	0	0	0	0	31.2
38 LEBANON	0	15.4	0	0	0	0	2.8	18.2
40 LUZERNE	8.1	107	0	0	6.7	0	645.5	767.3
41 LYCOMING	55673.4	15085.1	9926.2	286.8	3374.3	11.6	15	84372.4
42 MCKEAN	0	20.8	0	0	0	0	0	20.8
44 MIFFLIN	6.2	0	0	0	0	0	0	6.2
45 MONROE	0	154.4	0	0	0	0	12.7	167.1
46 MONTGOMERY	0	0	0	0	0	0	5.7	5.7
47 MONTOUR	8760.4	2311.2	18.1	569.6	4366.1	1.6	62.4	16089.4
49 NORTHUMBERLAND	25243.9	13185.9	9530.5	0	1720.8	5	67.6	49753.7
50 PERRY	0	231.3	0	0	4.8	0	0	236.1
54 SCHUYLKILL	0	235.4	69.3	0	2.6	0	192.5	499.8
55 SNYDER	13306.7	3673.2	1169.1	0	859.6	26.3	37.8	19072.7
57 SULLIVAN	37.7	62.4	0	0	2.1	0	0	102.2



Please Use
Recycled Paper

Phone: 717-783-9258
 Printed: 2/10/2016

Also visit our Internet WWW Site at: <http://www.dep.state.pa.us>


DISCLAIMER: While care has been taken in the preparation of this report, there is no warranty or guarantee as to the data, calculation or content accuracy. The Commonwealth reserves the right to update or change any data or presentation format without notice or liability.

Commonwealth of Pennsylvania
 Department of Environmental Protection
 Bureau of Waste Management
 Division of Reporting and Fee Collection

 Landfill Waste Receipts
 in Tons (2000 lbs.) of Waste

For Year: 2014

58 SUSQUEHANNA	0	1.4	0	0	0	0	0	1.4
59 TIOGA	40.2	0	0	0	0.6	0	0	40.8
60 UNION	20680.3	7631.5	4051.2	0	2183.1	27.7	34.6	34608.4
64 WAYNE	0	0	0	0	0	0	24.7	24.7
66 WYOMING	0	0.5	0	0	0	0	0	0.5
67 YORK	0	25.5	0	0	1.6	0	0	27.1
NJ NEW JERSEY	0	1.6	0	0	0	0	286.8	288.4
Waste Totals:	159189.6	59006.8	31924.2	856.4	21471.7	72.2	1656.5	274177.4



Please Use
Recycled Paper

Phone: 717-783-9258
 Printed: 2/10/2016

Also visit our Internet WWW Site at: <http://www.dep.state.pa.us>

DISCLAIMER: While care has been taken in the preparation of this report, there is no warranty or guarantee as to the data, calculation or content accuracy. The Commonwealth reserves the right to update or change any data or presentation format without notice or liability.

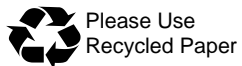
Commonwealth of Pennsylvania
 Department of Environmental Protection
 Bureau of Waste Management
 Division of Reporting and Fee Collection

 Landfill Waste Receipts
 in Tons (2000 lbs.) of Waste

For Year: 2014

Disposal Facility: 100113, MODERN LANDFILL

County/State that Generated Waste	Waste Type: Municipal	Residual	Sewage Sludge	Processed Medical	Construction	WTE Ash Residue	Asbestos	Total
01 ADAMS	10.6	2472.3	294.4	0	0	0	0.1	2777.4
05 BEDFORD	0	0	0	0	0	0	2.5	2.5
06 BERKS	0	1489	0	0	0	0	0	1489
09 BUCKS	0	65.1	0	0	0	0	0	65.1
15 CHESTER	0	71.2	0	0	0	0	0	71.2
21 CUMBERLAND	39935.7	3169.9	303.1	75	6646.8	0	23.2	50133.9
22 DAUPHIN	1.4	9030.1	242	1611.4	11305.9	0	166	22376.6
23 DELAWARE	0	36.5	221.5	0	0	0	15	273
28 FRANKLIN	0	4.5	0	0	0	0	0	4.5
31 HUNTINGDON	0	0	0	0	0	43	0	43
36 LANCASTER	0	34237.9	260.1	0	0	0	0	34498
38 LEBANON	0	11995.4	0	0	0	0	16.6	12012
39 LEHIGH	0	191.8	0	0	0	0	0	191.8
40 LUZERNE	0	339.4	0	0	0	0	0	339.4
41 LYCOMING	0	91.3	0	0	0	0	0.4	91.7
46 MONTGOMERY	0	83.6	0	0	32863.2	0	432.6	33379.4
48 NORTHAMPTON	0	7.4	0	0	0	0	38.3	45.7
50 PERRY	0	287	0	0	9.5	0	0	296.5
51 PHILADELPHIA	231521.9	0	0	0	0	0	0	231521.9
54 SCHUYLKILL	0	985	0	0	0	0	5.9	990.9
67 YORK	365.8	330292.4	2564.5	0	36152.6	88.8	442.6	369906.7
CT CONNECTICUT	0	9853.9	0	0	0	0	2223.5	12077.4
DC DISRICT OF COLUMBIA	0	38	0	0	0	0	7	45
DE DELAWARE (ST)	0	3628.1	0	0	0	0	208.6	3836.7
MD MARYLAND	38.8	32351.6	2115.2	22120.4	123.7	41.3	1156.9	57947.9
NJ NEW JERSEY	51470.6	14820.9	0	0	0	72.7	1327.8	67692
NY NEW YORK	0	48.1	0	0	0	0	2.9	51
VA VIRGINIA	0	478.6	0	0	0	0	2.3	480.9
WV WEST VIRGINIA	0	113.3	0	0	0	0	0	113.3
Waste Totals:	323344.8	456182.3	6000.8	23806.8	87101.7	245.8	6072.2	902754.4




Commonwealth of Pennsylvania
 Department of Environmental Protection
 Bureau of Waste Management
 Division of Reporting and Fee Collection

 Landfill Waste Receipts
 in Tons (2000 lbs.) of Waste

For Year: 2014

Disposal Facility: 100594, MONROEVILLE LANDFILL

County/State that Generated Waste	Waste Type: Municipal	Residual	Sewage Sludge	Processed Medical	Construction	WTE Ash Residue	Asbestos	Total
02 ALLEGHENY	234958.3	110157.4	4854.7	4181.2	26960.8	2089	0	383201.4
03 ARMSTRONG	433.8	846.5	0	0	14.1	0	0	1294.4
10 BUTLER	943.8	139.5	0	0	93.7	0	0	1177
30 GREENE	0	271.4	0	0	0	0	0	271.4
63 WASHINGTON	0	2998.1	0	0	0	0	0	2998.1
65 WESTMORELAND	4314	528.6	483.9	26.8	2083.6	0	0	7436.9
Waste Totals:	240649.9	114941.5	5338.6	4208	29152.2	2089	0	396379.2



Please Use
Recycled Paper

Phone: 717-783-9258
 Printed: 2/10/2016

Also visit our Internet WWW Site at: <http://www.dep.state.pa.us>

DISCLAIMER: While care has been taken in the preparation of this report, there is no warranty or guarantee as to the data, calculation or content accuracy. The Commonwealth reserves the right to update or change any data or presentation format without notice or liability.

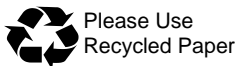
Commonwealth of Pennsylvania
 Department of Environmental Protection
 Bureau of Waste Management
 Division of Reporting and Fee Collection

 Landfill Waste Receipts
 in Tons (2000 lbs.) of Waste

For Year: 2014

Disposal Facility: 101571, MOSTOLLER LANDFILL INC

County/State that Generated Waste	Waste Type: Municipal	Residual	Sewage Sludge	Processed Medical	Construction	WTE Ash Residue	Asbestos	Total
02 ALLEGHENY	7.2	24.8	0	0	66.7	0	0	98.7
03 ARMSTRONG	0	0	0	0	0	0	4.6	4.6
05 BEDFORD	497.4	3450.8	270.6	0	54	0	0	4272.8
07 BLAIR	54053.8	415.6	243.9	0	522.3	0	0	55235.6
10 BUTLER	0	20.6	0	0	0	0	0	20.6
11 CAMBRIA	27442.5	1076.1	2076.2	0	1296.3	0	23.1	31914.2
12 CAMERON	0.2	0	0	0	0	0	0	0.2
17 CLEARFIELD	0	0	0	0	0	0	4.3	4.3
22 DAUPHIN	0	0	566.1	0	0	0	0	566.1
26 FAYETTE	0	586.1	0	0	0	0	0	586.1
30 GREENE	0	6560.5	0	0	0	0	0	6560.5
31 HUNTINGDON	355.2	277.2	0	0	0	0	0	632.4
32 INDIANA	1.2	23	0	0	375.5	0	33.8	433.5
54 SCHUYLKILL	1.4	0	0	0	0	0	0	1.4
55 SNYDER	4.1	0	0	0	0	0	0	4.1
56 SOMERSET	25350	4376.5	1825.3	0	2837.1	0	25.6	34414.5
59 TIOGA	0	44.4	0	0	0	0	0	44.4
63 WASHINGTON	0	81.9	0	0	13.8	0	0	95.7
65 WESTMORELAND	15669	22527.6	0	0	104.4	0	2.4	38303.4
MD MARYLAND	29240.8	1138.8	0	0	1115.6	0	0	31495.2
WV WEST VIRGINIA	359.4	525.7	0	0	1.3	0	0	886.4
Waste Totals:	152982.2	41129.6	4982.1	0	6387	0	93.8	205574.7



Please Use
Recycled Paper

Phone: 717-783-9258

Printed: 2/10/2016

Also visit our Internet WWW Site at: <http://www.dep.state.pa.us>

DISCLAIMER: While care has been taken in the preparation of this report, there is no warranty or guarantee as to the data, calculation or content accuracy. The Commonwealth reserves the right to update or change any data or presentation format without notice or liability.

Commonwealth of Pennsylvania
 Department of Environmental Protection
 Bureau of Waste Management
 Division of Reporting and Fee Collection

 Landfill Waste Receipts
 in Tons (2000 lbs.) of Waste

For Year: 2014

Disposal Facility: 101100, MOUNTAIN VIEW RECLAMATION LANDFILL

County/State that Generated Waste	Waste Type: Municipal	Residual	Sewage Sludge	Processed Medical	Construction	WTE Ash Residue	Asbestos	Total
01 ADAMS	10991.3	2748.8	26.3	0	971.6	0	0	14738
21 CUMBERLAND	14593	1532.6	15	0	4156.2	0	0	20296.8
22 DAUPHIN	378.7	1494.8	221.1	1.2	6743.6	0	0	8839.4
28 FRANKLIN	21019.9	6527.2	885.9	0	3183.6	0	0	31616.6
29 FULTON	208.8	1129	0	0	38.1	0	0	1375.9
49 NORTHUMBERLAND	11424.1	0	0	0	0	0	0	11424.1
50 PERRY	1390.3	0	0	0	405.5	0	0	1795.8
67 YORK	752.2	35.9	0	0	729.6	0	0	1517.7
MD MARYLAND	151168.8	21953.7	594.8	0	2864.9	0	2.6	176584.8
VA VIRGINIA	6	0	0	0	13.2	0	0	19.2
WV WEST VIRGINIA	17647.2	1372.1	0	0	1302.8	0	33.7	20355.8
Waste Totals:	229580.3	36794.1	1743.1	1.2	20409.1	0	36.3	288564.1

Disposal Facility: 100585, NORTHWEST SANITARY LANDFILL

County/State that Generated Waste	Waste Type: Municipal	Residual	Sewage Sludge	Processed Medical	Construction	WTE Ash Residue	Asbestos	Total
02 ALLEGHENY	5097.5	6795.8	0	0	1198.6	0	2608.1	15700
03 ARMSTRONG	5749.8	3413.9	0	0	82	0	0	9245.7
04 BEAVER	46.7	0	59.7	0	3.5	0	0	109.9
10 BUTLER	27152.1	83039.7	4116.1	0	4069.3	0	69	118446.2
16 CLARION	1204.7	1962.1	103.1	0	176.1	0	0	3446
20 CRAWFORD	448.5	193.4	0	0	2.4	0	0	644.3
25 ERIE	0	29.9	0	0	0	0	0	29.9
27 FOREST	0	5.3	0	0	0	0	0	5.3
32 INDIANA	0	76.7	0	0	71.2	0	0	147.9
37 LAWRENCE	11858.9	492.6	0	0	128.5	0	0	12480
43 MERCER	1075.4	4250.6	116.9	0	420.6	0	2.7	5866.2
61 VENANGO	3299.2	4853.4	0	0	284.6	0	0	8437.2
OH OHIO	0	67.2	0	0	0	0	0	67.2
Waste Totals:	55932.8	105180.6	4395.8	0	6436.8	0	2679.8	174625.8



Please Use
Recycled Paper

Phone: 717-783-9258
 Printed: 2/10/2016

Also visit our Internet WWW Site at: <http://www.dep.state.pa.us>

DISCLAIMER: While care has been taken in the preparation of this report, there is no warranty or guarantee as to the data, calculation or content accuracy. The Commonwealth reserves the right to update or change any data or presentation format without notice or liability.

Commonwealth of Pennsylvania
 Department of Environmental Protection
 Bureau of Waste Management
 Division of Reporting and Fee Collection

 Landfill Waste Receipts
 in Tons (2000 lbs.) of Waste

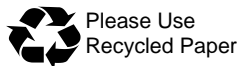
For Year: 2014

Disposal Facility: 100346, PIONEER CROSSING LANDFILL

County/State that Generated Waste	Waste Type: Municipal	Residual	Sewage Sludge	Processed Medical	Construction	WTE Ash Residue	Asbestos	Total
06 BERKS	40614.4	9351.6	5857.1	0	1432.9	14.7	0	57270.7
08 BRADFORD	0	77.4	0	0	0	0	0	77.4
09 BUCKS	4272	74.5	342.9	421.3	1.7	0	0	5112.4
15 CHESTER	1957.6	959.5	90.2	0	116.5	0	0	3123.8
21 CUMBERLAND	0	0	0	0	5.6	0	0	5.6
22 DAUPHIN	0	0	0	0	16.6	0	0	16.6
23 DELAWARE	22.7	62.4	0	0	258.2	0	2.5	345.8
36 LANCASTER	1620.7	0	0	0	0	0	0	1620.7
38 LEBANON	0	371.5	0	0	0	0	0	371.5
39 LEHIGH	9554.7	5256.9	4663.9	295.9	10.6	0	0	19782
46 MONTGOMERY	91696.1	7792.3	2902.9	0.7	559.5	124.1	0	103075.6
48 NORTHAMPTON	13.5	3671.4	0	2307.5	69.3	0	0	6061.7
51 PHILADELPHIA	132.1	364.5	0	2435.8	0	0	0	2932.4
NJ NEW JERSEY	1996.1	316.7	2511.1	305.9	0	0	0	5129.8
NY NEW YORK	725.8	621.7	152	181.2	0	0	0	1680.7
Waste Totals:	152605.7	28920.4	16520.1	5948.3	2470.9	138.8	2.5	206606.7

Disposal Facility: 101069, S.E.C.C.R.A. LANDFILL

County/State that Generated Waste	Waste Type: Municipal	Residual	Sewage Sludge	Processed Medical	Construction	WTE Ash Residue	Asbestos	Total
15 CHESTER	73461.5	2968.3	1682.1	0	28851.7	0	0	106963.6
Waste Totals:	73461.5	2968.3	1682.1	0	28851.7	0	0	106963.6



Please Use
Recycled Paper

Phone: 717-783-9258

Printed: 2/10/2016

Also visit our Internet WWW Site at: <http://www.dep.state.pa.us>

DISCLAIMER: While care has been taken in the preparation of this report, there is no warranty or guarantee as to the data, calculation or content accuracy. The Commonwealth reserves the right to update or change any data or presentation format without notice or liability.

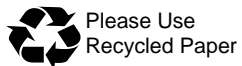
Commonwealth of Pennsylvania
 Department of Environmental Protection
 Bureau of Waste Management
 Division of Reporting and Fee Collection

 Landfill Waste Receipts
 in Tons (2000 lbs.) of Waste

For Year: 2014

Disposal Facility: 101538, SANDY RUN LANDFILL INC.

County/State that Generated Waste	Waste Type: Municipal	Residual	Sewage Sludge	Processed Medical	Construction	WTE Ash Residue	Asbestos	Total
05 BEDFORD	34346.1	3091.7	89.7	0	329	0	0	37856.5
07 BLAIR	3005.8	2646.6	0	0	1310.9	0	0	6963.3
21 CUMBERLAND	87.7	0	0	0	2997.8	0	0	3085.5
22 DAUPHIN	0	15	0	0	0	0	0	15
29 FULTON	3089.3	39.8	0	0	360	0	0	3489.1
31 HUNTINGDON	29141.4	56	0	0	224.1	0	0	29421.5
34 JUNIATA	0.2	219.1	0	0	95.2	0	0	314.5
39 LEHIGH	20.3	0	0	0	0	0	0	20.3
44 MIFFLIN	0	375.1	0	0	0	0	0	375.1
50 PERRY	0	103.7	0	0	0	0	0	103.7
63 WASHINGTON	6	0	0	0	0	0	0	6
MD MARYLAND	13537.7	222.5	0	0	287.6	0	0	14047.8
Waste Totals:	83234.5	6769.5	89.7	0	5604.6	0	0	95698.3



Please Use
Recycled Paper

Phone: 717-783-9258

Printed: 2/10/2016

Also visit our Internet WWW Site at: <http://www.dep.state.pa.us>

DISCLAIMER: While care has been taken in the preparation of this report, there is no warranty or guarantee as to the data, calculation or content accuracy. The Commonwealth reserves the right to update or change any data or presentation format without notice or liability.

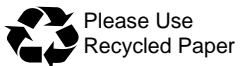
Commonwealth of Pennsylvania
 Department of Environmental Protection
 Bureau of Waste Management
 Division of Reporting and Fee Collection

 Landfill Waste Receipts
 in Tons (2000 lbs.) of Waste

For Year: 2014

Disposal Facility: 100403, SENECA LANDFILL INC

County/State that Generated Waste	Waste Type: Municipal	Residual	Sewage Sludge	Processed Medical	Construction	WTE Ash Residue	Asbestos	Total
02 ALLEGHENY	52685.8	35372.7	5458.3	0	5989	0	0	99505.8
03 ARMSTRONG	3913	710.1	732.7	0	474.7	0	0	5830.5
04 BEAVER	49696.7	1576	49.5	0	1147	0	0	52469.2
10 BUTLER	82531.7	58871.7	4945.8	0	9514.5	0	0	155863.7
11 CAMBRIA	0	0	0	0	0	0	0	0
16 CLARION	0	161.3	0	0	0	0	0	161.3
20 CRAWFORD	0	3630.6	789	0	0	0	0	4419.6
25 ERIE	0	0	157.8	0	0	0	0	157.8
26 FAYETTE	0	0	0	0	0	0	0	0
27 FOREST	0	0	405.9	0	0	0	0	405.9
32 INDIANA	0	581.9	0	0	0	0	0	581.9
33 JEFFERSON	0	0	0	0	0	0	0	0
37 LAWRENCE	777.2	2459.7	0	0	347.8	0	0	3584.7
43 MERCER	111542.1	6214.3	389.2	0	2076.2	0	0	120221.8
60 UNION	0	0	0	0	0	0	0	0
61 VENANGO	70.9	3297.5	1373.2	0	1724.2	0	0	6465.8
63 WASHINGTON	32.5	11	1614.1	0	0	0	0	1657.6
65 WESTMORELAND	1747	158.5	1943.5	0	161.5	0	0	4010.5
OH OHIO	17612.9	0	0	0	10.6	0	0	17623.5
Waste Totals:	320609.8	113045.3	17859	0	21445.5	0	0	472959.6



Please Use
Recycled Paper

Phone: 717-783-9258
 Printed: 2/10/2016

Also visit our Internet WWW Site at: <http://www.dep.state.pa.us>

DISCLAIMER: While care has been taken in the preparation of this report, there is no warranty or guarantee as to the data, calculation or content accuracy. The Commonwealth reserves the right to update or change any data or presentation format without notice or liability.

Commonwealth of Pennsylvania
 Department of Environmental Protection
 Bureau of Waste Management
 Division of Reporting and Fee Collection

 Landfill Waste Receipts
 in Tons (2000 lbs.) of Waste

For Year: 2014

Disposal Facility: 100592, SOUTH HILLS LANDFILL INC

County/State that Generated Waste	Waste Type: Municipal	Residual	Sewage Sludge	Processed Medical	Construction	WTE Ash Residue	Asbestos	Total
02 ALLEGHENY	44593	23462.8	2484.8	0	19401.1	8687.6	0	98629.3
10 BUTLER	0	134.8	0	0	0	0	0	134.8
26 FAYETTE	210	9924.2	0	0	147.9	0	0	10282.1
30 GREENE	0	2247.9	0	0	0	0	0	2247.9
43 MERCER	0	40.9	0	0	0	0	0	40.9
63 WASHINGTON	8981.8	11944	0	0	1317.7	0	0	22243.5
65 WESTMORELAND	4.9	1899.7	0	0	38.6	0	0	1943.2
OH OHIO	0	718.7	0	0	0	0	0	718.7
WV WEST VIRGINIA	0	15790.5	0	0	3.4	0	0	15793.9
Waste Totals:	53789.7	66163.5	2484.8	0	20908.7	8687.6	0	152034.3



Please Use
Recycled Paper

Phone: 717-783-9258
 Printed: 2/10/2016

Also visit our Internet WWW Site at: <http://www.dep.state.pa.us>

DISCLAIMER: While care has been taken in the preparation of this report, there is no warranty or guarantee as to the data, calculation or content accuracy. The Commonwealth reserves the right to update or change any data or presentation format without notice or liability.

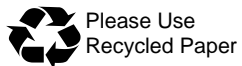
Commonwealth of Pennsylvania
 Department of Environmental Protection
 Bureau of Waste Management
 Division of Reporting and Fee Collection

 Landfill Waste Receipts
 in Tons (2000 lbs.) of Waste

For Year: 2014

Disposal Facility: 100081, SOUTHERN ALLEGHENIES LANDFILL INC

County/State that Generated Waste	Waste Type: Municipal	Residual	Sewage Sludge	Processed Medical	Construction	WTE Ash Residue	Asbestos	Total
01 ADAMS	0.7	0	0	0	1.6	0	0	2.3
03 ARMSTRONG	4.7	0	0	0	0	0	0	4.7
05 BEDFORD	197.4	418.2	0	0	33.5	0	88.2	737.3
07 BLAIR	537.7	2590.6	0	0	0	0	59.5	3187.8
11 CAMBRIA	29122.1	6102.8	0	0	4066.2	0	22.7	39313.8
14 CENTRE	0.5	0	0	0	0	0	0	0.5
22 DAUPHIN	0	0	0	0	0	0	16.8	16.8
25 ERIE	0	0	0	0	0	0	11	11
30 GREENE	3.3	0	0	0	0	0	0	3.3
31 HUNTINGDON	0	6	0	0	0	0	0	6
32 INDIANA	22.8	4.7	0	0	8.6	0	2.2	38.3
33 JEFFERSON	0	10.1	0	0	0	0	0	10.1
40 LUZERNE	0	2075.8	0	0	0	0	430.6	2506.4
51 PHILADELPHIA	0	0	0	0	0	0	19.2	19.2
56 SOMERSET	21164	4153.3	502.3	0	945.1	0	5.1	26769.8
65 WESTMORELAND	107.2	35.8	0	0	10.1	0	0	153.1
DE DELAWARE (ST)	0	0	0	0	0	0	4.6	4.6
MD MARYLAND	0	35	0	0	0	0	11.9	46.9
NY NEW YORK	0	0	0	0	0	0	580.7	580.7
Waste Totals:	51160.4	15432.3	502.3	0	5065.1	0	1252.5	73412.6



Please Use
Recycled Paper

Phone: 717-783-9258

Printed: 2/10/2016

Also visit our Internet WWW Site at: <http://www.dep.state.pa.us>

DISCLAIMER: While care has been taken in the preparation of this report, there is no warranty or guarantee as to the data, calculation or content accuracy. The Commonwealth reserves the right to update or change any data or presentation format without notice or liability.

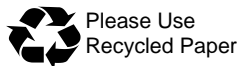
Commonwealth of Pennsylvania
 Department of Environmental Protection
 Bureau of Waste Management
 Division of Reporting and Fee Collection

 Landfill Waste Receipts
 in Tons (2000 lbs.) of Waste

For Year: 2014

Disposal Facility: 100277, TERVITA SANITARY LANDFILL

County/State that Generated Waste	Waste Type: Municipal	Residual	Sewage Sludge	Processed Medical	Construction	WTE Ash Residue	Asbestos	Total
02 ALLEGHENY	46716.9	18571.8	8639.5	0	12992.2	0	416.3	87336.7
03 ARMSTRONG	5.5	0	0	0	7.4	0	0	12.9
04 BEAVER	0	0	0	0	26.2	0	0	26.2
10 BUTLER	2.3	117.6	0	0	8.9	0	0	128.8
11 CAMBRIA	0	0	0	0	31	0	0	31
17 CLEARFIELD	0	0	0	0	0	0	2.1	2.1
26 FAYETTE	11760.5	1686.1	265.8	0	3385.2	0	37.3	17134.9
30 GREENE	2281.6	16804	0	0	828.7	0	0.8	19915.1
32 INDIANA	0	52.5	0	0	32.3	0	0	84.8
56 SOMERSET	0	0	0	0	2.4	0	0	2.4
63 WASHINGTON	30243.5	16498.4	794.7	0	13762.9	0	166.4	61465.9
65 WESTMORELAND	24415.1	9998.8	1554.5	0	12218.7	0	122.9	48310
OH OHIO	0	15.2	0	0	8.7	0	0	23.9
WV WEST VIRGINIA	160.4	1350.5	0	0	169.1	0	0	1680
Waste Totals:	115585.8	65094.9	11254.5	0	43473.7	0	745.8	236154.7



Please Use
Recycled Paper

Phone: 717-783-9258

Printed: 2/10/2016

Also visit our Internet WWW Site at: <http://www.dep.state.pa.us>

DISCLAIMER: While care has been taken in the preparation of this report, there is no warranty or guarantee as to the data, calculation or content accuracy. The Commonwealth reserves the right to update or change any data or presentation format without notice or liability.

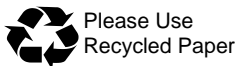
Commonwealth of Pennsylvania
 Department of Environmental Protection
 Bureau of Waste Management
 Division of Reporting and Fee Collection

 Landfill Waste Receipts
 in Tons (2000 lbs.) of Waste

For Year: 2014

Disposal Facility: 101494, TULLYTOWN RESOURCE RECOVERY FACILITY

County/State that Generated Waste	Waste Type: Municipal	Residual	Sewage Sludge	Processed Medical	Construction	WTE Ash Residue	Asbestos	Total
06 BERKS	9	23.9	22	0	0	0	0	54.9
09 BUCKS	26047.8	59881	4460.2	547.9	2380.8	122360.4	188.4	215866.5
13 CARBON	1.9	0	0	0	0	0	0	1.9
15 CHESTER	0	93.8	42.8	0	32.9	0	5.2	174.7
21 CUMBERLAND	4.8	0	0	0	0	0	0	4.8
23 DELAWARE	11143.3	171.7	799.8	1248	59.8	0	259.4	13682
36 LANCASTER	0	2.4	0	0	0	0	0	2.4
39 LEHIGH	89.1	0	0	0	0	0	3.1	92.2
45 MONROE	0.3	5.5	0	0	3.5	0	0	9.3
46 MONTGOMERY	26898.5	8031	3326.9	263.2	274.9	0	2638.2	41432.7
48 NORTHAMPTON	0.5	0	0	0	0	0	0	0.5
51 PHILADELPHIA	98918.5	8032.3	4993.9	3549.8	3775.2	0	1236.8	120506.5
CT CONNECTICUT	0	628.2	0	319.5	1.9	0	37.9	987.5
DC DISRICT OF COLUMBIA	0	0	0	0	5.6	0	7.6	13.2
DE DELAWARE (ST)	0	488	0	0	170.7	0	698.6	1357.3
MD MARYLAND	0	1.1	0	0	86	0	4.7	91.8
NH NEW HAMPSHIRE	0.2	0	0	0	0	0	0	0.2
NJ NEW JERSEY	398805.6	93156.2	24618.7	0	198083.6	151.3	1321.7	716137.1
NY NEW YORK	492493.6	3066	60786.8	10.3	9547	0	156.4	566060.1
VA VIRGINIA	0	0	0	0	27.9	0	0	27.9
Waste Totals:	1054413.1	173581.1	99051.1	5938.7	214449.8	122511.7	6558	1676503.5



Please Use
Recycled Paper

Phone: 717-783-9258
 Printed: 2/10/2016

Also visit our Internet WWW Site at: <http://www.dep.state.pa.us>

DISCLAIMER: While care has been taken in the preparation of this report, there is no warranty or guarantee as to the data, calculation or content accuracy. The Commonwealth reserves the right to update or change any data or presentation format without notice or liability.

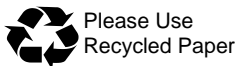
Commonwealth of Pennsylvania
 Department of Environmental Protection
 Bureau of Waste Management
 Division of Reporting and Fee Collection

 Landfill Waste Receipts
 in Tons (2000 lbs.) of Waste

For Year: 2014

Disposal Facility: 100280, VALLEY LANDFILL

County/State that Generated Waste	Waste Type: Municipal	Residual	Sewage Sludge	Processed Medical	Construction	WTE Ash Residue	Asbestos	Total
02 ALLEGHENY	31142.2	83245.2	1429.1	0	13537.4	827.8	191.6	130373.3
03 ARMSTRONG	6755.9	10.3	0	0	508	0	0	7274.2
10 BUTLER	750.3	640.7	0	0	173	0	0	1564
26 FAYETTE	637.2	183.2	0	0	129.3	0	0	949.7
32 INDIANA	0	1413.2	0	0	1.7	0	0	1414.9
56 SOMERSET	0	100.7	0	0	0	0	0	100.7
63 WASHINGTON	0	56.9	0	0	0	0	0	56.9
65 WESTMORELAND	95507	18343.3	3452.5	1721.3	20920.1	0	31	139975.2
Waste Totals:	134792.6	103993.5	4881.6	1721.3	35269.5	827.8	222.6	281708.9



Please Use
Recycled Paper

Phone: 717-783-9258

Printed: 2/10/2016

Also visit our Internet WWW Site at: <http://www.dep.state.pa.us>

DISCLAIMER: While care has been taken in the preparation of this report, there is no warranty or guarantee as to the data, calculation or content accuracy. The Commonwealth reserves the right to update or change any data or presentation format without notice or liability.

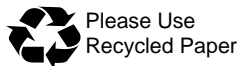
Commonwealth of Pennsylvania
 Department of Environmental Protection
 Bureau of Waste Management
 Division of Reporting and Fee Collection

 Landfill Waste Receipts
 in Tons (2000 lbs.) of Waste

For Year: 2014

Disposal Facility: 100739, WESTERN BERKS COMMUNITY LANDFILL

County/State that Generated Waste	Waste Type: Municipal	Residual	Sewage Sludge	Processed Medical	Construction	WTE Ash Residue	Asbestos	Total
06 BERKS	49898.1	35426.4	12115.8	0	8200.7	0	1408.3	107049.3
09 BUCKS	4465.7	33.6	0	0	22.7	0	84.2	4606.2
13 CARBON	0	0	95.7	0	0	0	7.6	103.3
15 CHESTER	15.5	0	0	0	0	0	33.6	49.1
21 CUMBERLAND	10.1	0	0	0	0	0	8.1	18.2
23 DELAWARE	10.8	1514.1	6562.5	0	0	0	73.5	8160.9
28 FRANKLIN	0	0	0	0	0	0	0.7	0.7
36 LANCASTER	0	0	0	0	0	0	26.5	26.5
38 LEBANON	0	0	0	0	0	0	9.7	9.7
39 LEHIGH	64.7	100.6	0	0	1.3	0	156.7	323.3
40 LUZERNE	21.4	9.7	0	0	51.9	0	68.3	151.3
41 LYCOMING	0	0	0	0	0	0	80.2	80.2
45 MONROE	18.9	0	0	0	0	0	0	18.9
46 MONTGOMERY	34417.1	10876.9	6220.1	0	1125.8	0	1475.4	54115.3
47 MONTOUR	0	0	0	0	0	0	13.6	13.6
48 NORTHAMPTON	560.1	0	2064.4	0	0	0	25.1	2649.6
49 NORTHUMBERLAND	0	0	121.8	0	0	0	0	121.8
51 PHILADELPHIA	0	16.4	45.1	0	0	0	167.3	228.8
54 SCHUYLKILL	11521	0	0	0	157.1	0	14.4	11692.5
60 UNION	0	0	0	0	0	0	1.8	1.8
NJ NEW JERSEY	24648.2	86.4	982.2	0	4331.8	0	799	30847.6
NY NEW YORK	0	0	2944.8	0	0	0	0	2944.8
Waste Totals:	125651.6	48064.1	31152.4	0	13891.3	0	4454	223213.4



Please Use
Recycled Paper

Phone: 717-783-9258
 Printed: 2/10/2016

Also visit our Internet WWW Site at: <http://www.dep.state.pa.us>

DISCLAIMER: While care has been taken in the preparation of this report, there is no warranty or guarantee as to the data, calculation or content accuracy. The Commonwealth reserves the right to update or change any data or presentation format without notice or liability.

Commonwealth of Pennsylvania
 Department of Environmental Protection
 Bureau of Waste Management
 Division of Reporting and Fee Collection

 Landfill Waste Receipts
 in Tons (2000 lbs.) of Waste

For Year: 2014

Disposal Facility: 400633, WHEELABRATOR FALLS INC

County/State that Generated Waste	Waste Type: Municipal	Residual	Sewage Sludge	Processed Medical	Construction	WTE Ash Residue	Asbestos	Total
06 BERKS	63.7	0	0	0	3.1	0	0	66.8
09 BUCKS	145177.9	581.4	0	0	18689.6	0	0	164448.9
15 CHESTER	0	312.6	0	0	0	0	0	312.6
22 DAUPHIN	0	9.7	0	0	0	0	0	9.7
38 LEBANON	0	4321.5	0	0	0	0	0	4321.5
39 LEHIGH	0	176.4	0	0	0	0	0	176.4
40 LUZERNE	0	369.2	0	0	0	0	0	369.2
46 MONTGOMERY	102.1	190.5	0	0	0	0	0	292.6
51 PHILADELPHIA	309741.7	1024.7	0	0	64.8	0	0	310831.2
60 UNION	0	44.6	0	0	0	0	0	44.6
67 YORK	0	1400.7	0	0	0	0	0	1400.7
DE DELAWARE (ST)	0	16.7	0	0	0	0	0	16.7
MA MASSACHUSETTS	0	36.2	0	0	0	0	0	36.2
NC NORTH CAROLINA	0	30.9	0	0	0	0	0	30.9
NJ NEW JERSEY	42910.4	2982.1	0	0	6	0	0	45898.5
NY NEW YORK	5505	168.1	0	0	0	0	0	5673.1
TN TENNESSEE	0	14.7	0	0	0	0	0	14.7
WV WEST VIRGINIA	0	42.3	0	0	0	0	0	42.3
Waste Totals:	503500.8	11722.3	0	0	18763.5	0	0	533986.6



Please Use
Recycled Paper

Phone: 717-783-9258

Printed: 2/10/2016

Also visit our Internet WWW Site at: <http://www.dep.state.pa.us>

DISCLAIMER: While care has been taken in the preparation of this report, there is no warranty or guarantee as to the data, calculation or content accuracy. The Commonwealth reserves the right to update or change any data or presentation format without notice or liability.

Commonwealth of Pennsylvania
 Department of Environmental Protection
 Bureau of Waste Management
 Division of Reporting and Fee Collection

 Landfill Waste Receipts
 in Tons (2000 lbs.) of Waste

For Year: 2014

Disposal Facility: 400561, YORK COUNTY RESOURCE RECOVERY CENTER

County/State that Generated Waste	Waste Type: Municipal	Residual	Sewage Sludge	Processed Medical	Construction	WTE Ash Residue	Asbestos	Total
01 ADAMS	13077.9	1012.6	0	0	0	0	0	14090.5
06 BERKS	103.9	5.3	0	0	0	0	0	109.2
21 CUMBERLAND	18959.6	0	0	0	0	0	0	18959.6
22 DAUPHIN	14769.4	3.4	0	0	0	0	0	14772.8
44 MIFFLIN	0	412.6	0	0	0	0	0	412.6
51 PHILADELPHIA	29954.8	0	0	0	0	0	0	29954.8
67 YORK	290617.8	9779.4	0	0	0	0	0	300397.2
MD MARYLAND	56111.9	0	0	0	0	0	0	56111.9
NJ NEW JERSEY	13179.2	0	0	0	0	0	0	13179.2
Waste Totals:	436774.5	11213.3	0	0	0	0	0	447987.8



Please Use
Recycled Paper

Phone: 717-783-9258
 Printed: 2/10/2016

Also visit our Internet WWW Site at: <http://www.dep.state.pa.us>

DISCLAIMER: While care has been taken in the preparation of this report, there is no warranty or guarantee as to the data, calculation or content accuracy. The Commonwealth reserves the right to update or change any data or presentation format without notice or liability.