

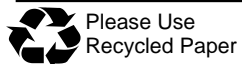
Commonwealth of Pennsylvania
 Department of Environmental Protection
 Bureau of Waste Management
 Division of Reporting and Fee Collection

 Landfill Waste Receipts
 in Tons (2000 lbs.) of Waste

For Year: Quarter:
 2013 / 4

Disposal Facility: 100419, ADVANCED DISPOSAL SERVICES CHESTNUT VALLEY LANDFILL INC

County/State that Generated Waste	Waste Type:	Municipal	Residual	Sewage Sludge	Infectious	Construction	Ash Residue	Asbestos	Total
02 ALLEGHENY		81	502.2	0	0	0	0	0	583.2
26 FAYETTE		15300	1292.6	894.3	0	1432.3	0	0	18919.2
30 GREENE		3145.9	29221.3	366.8	0	697	0	0	33431
56 SOMERSET		148.9	26.5	0	0	0	0	0	175.4
63 WASHINGTON		416.1	2285.5	0	0	0.3	0	0	2701.9
65 WESTMORELAND		2237.2	8538.5	0	0	102.2	0	0	10877.9
WV WEST VIRGINIA		17.4	16.9	0	0	137.4	0	10.5	182.2
Waste Totals:		21346.5	41883.5	1261.1	0	2369.2	0	10.5	66870.8



Please Use
Recycled Paper

Phone: 717-783-9258
 Printed: 2/10/2014

Also visit our Internet WWW Site at: <http://www.dep.state.pa.us>

DISCLAIMER: While care has been taken in the preparation of this report, there is no warranty or guarantee as to the data, calculation or content accuracy. The Commonwealth reserves the right to update or change any data or presentation format without notice or liability.

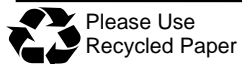
Commonwealth of Pennsylvania
 Department of Environmental Protection
 Bureau of Waste Management
 Division of Reporting and Fee Collection

 Landfill Waste Receipts
 in Tons (2000 lbs.) of Waste

For Year: Quarter:
 2013 / 4

Disposal Facility: 101397, ADVANCED DISPOSAL SERVICES GREENTREE LANDFILL LLC.

County/State that Generated Waste	Waste Type:	Municipal	Residual	Sewage Sludge	Infectious	Construction	Ash Residue	Asbestos	Total
03 ARMSTRONG		0.4	3.3	0	0	0.3	0	0	4
07 BLAIR		166.7	1222	2264.1	0	0	0	0	3652.8
09 BUCKS		0	114.5	0	0	4087.9	0	0	4202.4
10 BUTLER		0	6968.1	0	0	0	0	0	6968.1
11 CAMBRIA		155.9	16.8	0	0	50.6	0	0	223.3
12 CAMERON		673.8	1206.6	106.6	0	60.7	0	5.9	2053.6
14 CENTRE		24135.4	1993.5	41.1	0	5.3	302.5	0	26477.8
16 CLARION		9195	3735.7	94.1	0	28.1	30	0	13082.9
17 CLEARFIELD		10856.3	2150.8	286.4	0	1746	0	0	15039.5
18 CLINTON		0	170.1	0	0	0.3	0	0	170.4
20 CRAWFORD		0	84.2	0	0	0	31.1	0	115.3
23 DELAWARE		0	243	0	0	0	0	0	243
24 ELK		2515.2	5876.7	906.4	0	548.6	0	46.3	9893.2
25 ERIE		0	3.5	0	0	0	0	0	3.5
27 FOREST		13.7	49.9	6.6	0	1.8	0	0	72
31 HUNTINGDON		0	14.3	36.2	0	0	0	0	50.5
32 INDIANA		419.1	0	0	0	2.3	0	0	421.4
33 JEFFERSON		4562.6	3902.7	128	0	475.3	0	0	9068.6
39 LEHIGH		1.9	0	0	0	0	0	0	1.9
42 MCKEAN		0.5	531.8	0	0	0	1260.9	8.6	1801.8
44 MIFFLIN		0	17.4	0	0	0	0	0	17.4
51 PHILADELPHIA		210.1	312.1	0	0	0	0	0	522.2
53 POTTER		1.2	245.8	0	0	0	0	1.1	248.1
61 VENANGO		0	20.7	40.9	0	16.5	0	0	78.1
62 WARREN		7450.2	1566	231.4	0	0	0	1.9	9249.5
CT CONNECTICUT		0	5573.2	0	0	0	0	480.7	6053.9
DE DELAWARE (ST)		0	66.7	11417.1	0	0	0	0	11483.8
IL ILLINOIS		0	3.7	0	0	0	0	0	3.7
NJ NEW JERSEY		39267.7	5310.9	3267.1	0	57.4	95	13.8	48011.9
NY NEW YORK		6372.4	898.1	2491.7	0	32	1269.2	35.5	11098.9
OH OHIO		0	15.6	0	0	0	0	0	15.6
WV WEST VIRGINIA		0	35.7	0	0	0	0	0	35.7
Waste Totals:		105998.1	42353.4	21317.7	0	7113.1	2988.7	593.8	180364.8



Commonwealth of Pennsylvania
 Department of Environmental Protection
 Bureau of Waste Management
 Division of Reporting and Fee Collection

 Landfill Waste Receipts
 in Tons (2000 lbs.) of Waste

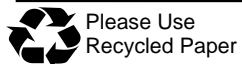
For Year: Quarter:
 2013 / 4

Disposal Facility: 100933, ALLIANCE SANITARY LANDFILL INC

County/State that Generated Waste	Waste Type:	Municipal	Residual	Sewage Sludge	Infectious	Construction	Ash Residue	Asbestos	Total
08 BRADFORD		0	5142	0	0	0	0	0	5142
13 CARBON		71.6	0	0	0	0	0	0	71.6
35 LACKAWANNA		11625.1	868.5	106.5	0	516.9	0	0	13117
40 LUZERNE		16936.4	707.6	2324.6	0	38.4	0	0	20007
45 MONROE		1377.9	98.4	0	0	6	0	0	1482.3
48 NORTHAMPTON		0	0.8	0	0	0	0	0	0.8
52 PIKE		4858.4	0	0	0	0	0	0	4858.4
54 SCHUYLKILL		0	19.7	0	0	0	0	0	19.7
57 SULLIVAN		0	953.6	0	0	0	0	0	953.6
58 SUSQUEHANNA		1207.5	21488.2	0	0	925.9	0	0	23621.6
64 WAYNE		4277.1	49.5	0	0	86.7	0	0	4413.3
66 WYOMING		1469	18219.8	0	0	9.9	0	0	19698.7
NY NEW YORK		691.9	125	0	0	0	0	0	816.9
Waste Totals:		42514.9	47673.1	2431.1	0	1583.8	0	0	94202.9

Disposal Facility: 100620, ALLIED WASTE SYSTEMS IMPERIAL LANDFILL

County/State that Generated Waste	Waste Type:	Municipal	Residual	Sewage Sludge	Infectious	Construction	Ash Residue	Asbestos	Total
02 ALLEGHENY		61288.6	5459.7	6611.7	0	14259.4	746.8	738.5	89104.7
04 BEAVER		1997	5313.4	0.2	0	239.6	0	6187.9	13738.1
10 BUTLER		636.5	0	21.3	0	183.4	0	0	841.2
16 CLARION		0	0	0	0	18.2	0	53.6	71.8
25 ERIE		0	0	0	0	0	0	14.3	14.3
26 FAYETTE		50.6	0	0	0	0	0	0	50.6
30 GREENE		2.4	84.1	0	0	3.1	0	0	89.6
37 LAWRENCE		1.8	0	0	0	0	0	102.9	104.7
53 POTTER		0	0	0	0	6.3	0	0	6.3
63 WASHINGTON		5460.3	6605.7	190.3	0	1251.8	0	32.6	13540.7
65 WESTMORELAND		4.6	0	0	0	0	0	0	4.6
CT CONNECTICUT		0	13.3	0	0	0	0	0	13.3
NY NEW YORK		0	334.5	0	0	0	0	6.4	340.9
OH OHIO		394.3	379.2	139.2	0	197.2	0	581.5	1691.4
WV WEST VIRGINIA		2551.9	12.4	99.2	0	831.6	0	7.5	3502.6
Waste Totals:		72388	18202.3	7061.9	0	16990.6	746.8	7725.2	123114.8



Please Use
Recycled Paper

Phone: 717-783-9258
 Printed: 2/10/2014

Also visit our Internet WWW Site at: <http://www.dep.state.pa.us>

DISCLAIMER: While care has been taken in the preparation of this report, there is no warranty or guarantee as to the data, calculation or content accuracy. The Commonwealth reserves the right to update or change any data or presentation format without notice or liability.

Commonwealth of Pennsylvania
 Department of Environmental Protection
 Bureau of Waste Management
 Division of Reporting and Fee Collection

 Landfill Waste Receipts
 in Tons (2000 lbs.) of Waste

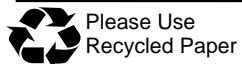
For Year: Quarter:
 2013 / 4

Disposal Facility: 100172, ARDEN LANDFILL INC.

County/State that Generated Waste	Waste Type:	Municipal	Residual	Sewage Sludge	Infectious	Construction	Ash Residue	Asbestos	Total
02 ALLEGHENY		20000.3	1627.8	0	0	2575.2	158.1	0	24361.4
04 BEAVER		15768.1	437	50.4	0	155.8	0	0	16411.3
26 FAYETTE		525.8	2459.1	0	0	0	0	0	2984.9
30 GREENE		1073	13257.9	0	0	1136.6	0	0	15467.5
63 WASHINGTON		16358.4	42971.8	1136.6	143.4	2159.2	0	0	62769.4
65 WESTMORELAND		0	127.8	0	0	0	0	0	127.8
OH OHIO		613.4	1847.1	0	0	253.8	0	0	2714.3
WV WEST VIRGINIA		1409.8	13098.1	0	212.9	830.5	5427.3	0	20978.6
Waste Totals:		55748.8	75826.6	1187	356.3	7111.1	5585.4	0	145815.2

Disposal Facility: 101243, BRADFORD COUNTY SANITARY LANDFILL

County/State that Generated Waste	Waste Type:	Municipal	Residual	Sewage Sludge	Infectious	Construction	Ash Residue	Asbestos	Total
08 BRADFORD		6511.3	4360	434.3	0	2726.2	0	0	14031.8
09 BUCKS		0	0	0	0	0	0	0	0
41 LYCOMING		0	62.8	0	0	0	0	0	62.8
53 POTTER		0	0	23.3	0	0	0	0	23.3
57 SULLIVAN		719.8	4.1	6.9	0	156.6	0	0	887.4
58 SUSQUEHANNA		97.7	0	0	0	0	0	0	97.7
59 TIOGA		3940.3	3622.9	425.9	0	211.9	0	0	8201
66 WYOMING		910.1	139.2	0	0	95	0	0	1144.3
NY NEW YORK		6.4	0	0	0	6.6	0	0	13
Waste Totals:		12185.6	8189	890.4	0	3196.3	0	0	24461.3



Please Use
Recycled Paper

Phone: 717-783-9258
 Printed: 2/10/2014

Also visit our Internet WWW Site at: <http://www.dep.state.pa.us>

DISCLAIMER: While care has been taken in the preparation of this report, there is no warranty or guarantee as to the data, calculation or content accuracy. The Commonwealth reserves the right to update or change any data or presentation format without notice or liability.

Commonwealth of Pennsylvania
 Department of Environmental Protection
 Bureau of Waste Management
 Division of Reporting and Fee Collection

Landfill Waste Receipts
 in Tons (2000 lbs.) of Waste

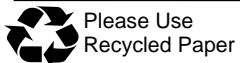
For Year: 2013 / Quarter: 4

Disposal Facility: 100361, Casella Waste Management

County/State that Generated Waste	Waste Type:	Municipal	Residual	Sewage Sludge	Infectious	Construction	Ash Residue	Asbestos	Total
03 ARMSTRONG		0	118.7	0	0	0	0	0	118.7
08 BRADFORD		0	139.1	0	0	0	0	0	139.1
12 CAMERON		0	17.6	0	0	44.9	0	0	62.5
18 CLINTON		0	102.3	0	0	0	0	0	102.3
24 ELK		1811.2	74.4	0	0	308	0	0	2193.6
27 FOREST		0	23.4	0	0	0	0	0	23.4
33 JEFFERSON		1442.3	3.6	0	0	61.3	0	0	1507.2
42 MCKEAN		4008.4	10090	796.2	0	801.5	0	0	15696.1
53 POTTER		0	10.9	48.6	0	0	0	0	59.5
59 TIOGA		0	89.9	0	0	0	0	0	89.9
62 WARREN		9.7	143.5	37	0	103.4	0	0	293.6
MA MASSACHUSETTS		0	31.4	0	0	0	0	0	31.4
NY NEW YORK		0	898.3	0	0	675.5	0	0	1573.8
Waste Totals:		7271.6	11743.1	881.8	0	1994.6	0	0	21891.1

Disposal Facility: 100944, CHESTER COUNTY SWA LANCHESTER LANDFILL

County/State that Generated Waste	Waste Type:	Municipal	Residual	Sewage Sludge	Infectious	Construction	Ash Residue	Asbestos	Total
06 BERKS		6163.3	936.5	0	0	476.8	0	2.1	7578.7
09 BUCKS		0	0	0	0	0	0	0	0
15 CHESTER		55856.3	1144.4	1248.3	0	5945.2	0	3.7	64197.9
22 DAUPHIN		0	0	0	0	0	8118.5	0	8118.5
23 DELAWARE		1.8	0	0	0	10.8	0	0	12.6
24 ELK		0	0	0	0	0	0	0	0
36 LANCASTER		90.1	69.7	0	0	143.4	0	0	303.2
38 LEBANON		0	12.7	0	0	0	0	0	12.7
39 LEHIGH		0	0	0	0	0	0	0	0
46 MONTGOMERY		893	516.8	0	0	111.2	0	0	1521
51 PHILADELPHIA		0	0	0	0	0	0	0	0
DE DELAWARE (ST)		0	601.2	0	0	0	0	0	601.2
NJ NEW JERSEY		0	0	0	0	0	0	0	0
Waste Totals:		63004.5	3281.3	1248.3	0	6687.4	8118.5	5.8	82345.8



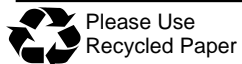
Commonwealth of Pennsylvania
 Department of Environmental Protection
 Bureau of Waste Management
 Division of Reporting and Fee Collection

 Landfill Waste Receipts
 in Tons (2000 lbs.) of Waste

For Year: Quarter:
 2013 / 4

Disposal Facility: 100022, CHRIN BROTHERS SANITARY LANDFILL

County/State that Generated Waste	Waste Type:	Municipal	Residual	Sewage Sludge	Infectious	Construction	Ash Residue	Asbestos	Total
06 BERKS		0	0	0	0	21.2	0	2.6	23.8
09 BUCKS		581.3	0	0	0	499.2	0	1.7	1082.2
13 CARBON		61.7	0	0	0	236.7	0	0	298.4
35 LACKAWANNA		0	0	0	0	3.2	0	0	3.2
39 LEHIGH		9693.3	321.1	0	0	2366	0	15.2	12395.6
45 MONROE		3210.6	0.1	0	0	943.8	0	0	4154.5
46 MONTGOMERY		0	0	0	0	3.5	0	0	3.5
48 NORTHAMPTON		12732.5	1180	0	0	5013.6	0	94.7	19020.8
52 PIKE		2.9	0	0	0	38.9	0	0	41.8
NJ NEW JERSEY		4187.1	34.6	0	0	1402.4	0	27.4	5651.5
Waste Totals:		30469.4	1535.8	0	0	10528.5	0	141.6	42675.3



Please Use
Recycled Paper

Phone: 717-783-9258
 Printed: 2/10/2014

Also visit our Internet WWW Site at: <http://www.dep.state.pa.us>

DISCLAIMER: While care has been taken in the preparation of this report, there is no warranty or guarantee as to the data, calculation or content accuracy. The Commonwealth reserves the right to update or change any data or presentation format without notice or liability.

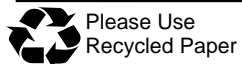
Commonwealth of Pennsylvania
 Department of Environmental Protection
 Bureau of Waste Management
 Division of Reporting and Fee Collection

 Landfill Waste Receipts
 in Tons (2000 lbs.) of Waste

For Year: Quarter:
 2013 / 4

Disposal Facility: 100955, CLINTON COUNTY SWA WAYNE TOWNSHIP LANDFILL

County/State that Generated Waste	Waste Type:	Municipal	Residual	Sewage Sludge	Infectious	Construction	Ash Residue	Asbestos	Total
02 ALLEGHENY		0	0	0	0	0	0	0.3	0.3
05 BEDFORD		0	0	0	0	0	0	1	1
06 BERKS		0	0	0	0	0	0	0.1	0.1
07 BLAIR		0	0	0	0	117.1	0	1.2	118.3
08 BRADFORD		0	0	0	0	16.9	0	0	16.9
11 CAMBRIA		0	0	0	0	0	0	5.1	5.1
14 CENTRE		576.9	54	768.8	0	27.2	0	12.1	1439
17 CLEARFIELD		567.8	0	0	0	2.7	0	0.5	571
18 CLINTON		6370.1	4137.4	900.5	0.3	1097.4	0	1.6	12507.3
19 COLUMBIA		317.5	1901.1	0	0	23	0	0	2241.6
21 CUMBERLAND		0	28.7	0	0	0	0	0	28.7
22 DAUPHIN		0	0	0	0	0	0	12.2	12.2
24 ELK		0	0	0	0	0	0	1.1	1.1
31 HUNTINGDON		17.3	0	0	0	0	0	0	17.3
32 INDIANA		0	0	0	0	0	0	1	1
33 JEFFERSON		0	0	0	0	0	0	2.1	2.1
34 JUNIATA		0	390.2	0	0	0	0	0	390.2
36 LANCASTER		0	0	0	0	0	0	1.4	1.4
40 LUZERNE		117.8	78	0	0	57.4	0	3.8	257
41 LYCOMING		4684.1	4397	64.2	0	5273	0	15.6	14433.9
42 MCKEAN		0	0	0	0	0	0	0.4	0.4
44 MIFFLIN		0	0	0	0	189.2	0	0.1	189.3
48 NORTHAMPTON		137.7	0	0	0	0	0	0	137.7
49 NORTHUMBERLAND		15824.9	135.4	0	0	944.6	0	3	16907.9
53 POTTER		0	0	0	0	0	0	4.1	4.1
54 SCHUYLKILL		359.3	2125.8	0	0	54.2	0	0.1	2539.4
55 SNYDER		0	238.9	0	0	0	0	2.6	241.5
59 TIOGA		9.9	3.6	0	0	0	0	0.1	13.6
60 UNION		0	33.8	0	0	0	0	0.3	34.1
Waste Totals:		28983.3	13523.9	1733.5	0.3	7802.7	0	69.8	52113.5



Commonwealth of Pennsylvania
Department of Environmental Protection
Bureau of Waste Management
Division of Reporting and Fee Collection

Landfill Waste Receipts
in Tons (2000 lbs.) of Waste

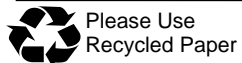
For Year: Quarter:
2013 / 4

Disposal Facility: 101615, COMMONWEALTH ENVIRONMENTAL SYSTEMS LANDFILL

County/State that Generated Waste	Waste Type:	Municipal	Residual	Sewage Sludge	Infectious	Construction	Ash Residue	Asbestos	Total
06 BERKS		2428.1	100.5	0	0	410.6	0	0	2939.2
09 BUCKS		0	213.7	0	0	0	0	0	213.7
13 CARBON		2085.9	0	0	0	83.7	0	0.4	2170
21 CUMBERLAND		111	0	0	0	0	0	0	111
22 DAUPHIN		34.9	235.3	0	0	1234.8	0	3.2	1508.2
38 LEBANON		0	714.3	0	0	0	0	0	714.3
39 LEHIGH		4168.1	0	0	0	0	0	0	4168.1
40 LUZERNE		10081.4	1404.9	1894.6	70.4	338.2	0	0	13789.5
45 MONROE		84	0	0	0	22.6	0	0	106.6
49 NORTHUMBERLAND		195.8	5.1	0	0	332.9	0	0	533.8
54 SCHUYLKILL		22898	3137.9	279	41.7	1778.3	0	2.2	28137.1
NJ NEW JERSEY		16244.7	0	0	0	11880.1	0	0	28124.8
NY NEW YORK		26641	0	845.8	0	342.4	0	0	27829.2
Waste Totals:		84972.9	5811.7	3019.4	112.1	16423.6	0	5.8	110345.5

Disposal Facility: 101509, CONNESTOGA LANDFILL

County/State that Generated Waste	Waste Type:	Municipal	Residual	Sewage Sludge	Infectious	Construction	Ash Residue	Asbestos	Total
06 BERKS		18947.6	2274.3	61.6	4617.5	44.6	0	23.7	25969.3
09 BUCKS		0	188	0	0	0	0	6.3	194.3
15 CHESTER		0	1847.6	0	0	0	0	0	1847.6
22 DAUPHIN		0	10.3	0	0	0	0	0	10.3
23 DELAWARE		5.8	806.4	0	0	879	0	111.6	1802.8
36 LANCASTER		0	263.2	0	0	0	0	0	263.2
39 LEHIGH		779.4	259.2	0	0	0	0	0	1038.6
46 MONTGOMERY		18008.2	18309	0	0	96.2	0	132.1	36545.5
47 MONTOUR		0	0	0	0	0	0	7.8	7.8
48 NORTHAMPTON		0	0	0	375.3	0	0	0	375.3
51 PHILADELPHIA		27623.4	6213.6	0	55.4	3465.1	0	89.5	37447
DE DELAWARE (ST)		0	130.3	0	0	0	0	0	130.3
MD MARYLAND		0	384.2	0	0	0	0	0	384.2
NJ NEW JERSEY		39439.2	9214.6	0	0	1271.8	0	802.8	50728.4
NY NEW YORK		0	1086.3	0	0	0	0	263.9	1350.2
Waste Totals:		104803.6	40987	61.6	5048.2	5756.7	0	1437.7	158094.8



Please Use
Recycled Paper

Phone: 717-783-9258
Printed: 2/10/2014

Also visit our Internet WWW Site at: <http://www.dep.state.pa.us>

DISCLAIMER: While care has been taken in the preparation of this report, there is no warranty or guarantee as to the data, calculation or content accuracy. The Commonwealth reserves the right to update or change any data or presentation format without notice or liability.

Commonwealth of Pennsylvania
 Department of Environmental Protection
 Bureau of Waste Management
 Division of Reporting and Fee Collection

Landfill Waste Receipts
 in Tons (2000 lbs.) of Waste

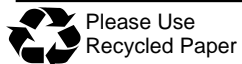
For Year: 2013 / Quarter: 4

Disposal Facility: 400593, COVANTA DELAWARE VALLEY

County/State that Generated Waste	Waste Type:	Municipal	Residual	Sewage Sludge	Infectious	Construction	Ash Residue	Asbestos	Total
09 BUCKS		0	9.9	0	0	0	0	0	9.9
15 CHESTER		0	1.5	0	0	0	0	0	1.5
23 DELAWARE		86864.5	441.3	0	0	0	0	0	87305.8
39 LEHIGH		0	289.8	0	0	0	0	0	289.8
51 PHILADELPHIA		72245	892.6	0	0	0	0	0	73137.6
CT CONNECTICUT		884.2	0	0	0	0	0	0	884.2
DE DELAWARE (ST)		5207.7	3239.2	0	0	0	0	0	8446.9
MD MARYLAND		3784.9	50.8	0	0	0	0	0	3835.7
NC NORTH CAROLINA		0	5.7	0	0	0	0	0	5.7
NJ NEW JERSEY		31505.1	3352.4	0	0	0	0	0	34857.5
NY NEW YORK		67148.6	0	0	0	0	0	0	67148.6
PR PUERTO RICO		0	333.4	0	0	0	0	0	333.4
VA VIRGINIA		390.2	342	0	0	0	0	0	732.2
Waste Totals:		268030.2	8958.6	0	0	0	0	0	276988.8

Disposal Facility: 400558, COVANTA PLYMOUTH RENEWABLE ENERGY

County/State that Generated Waste	Waste Type:	Municipal	Residual	Sewage Sludge	Infectious	Construction	Ash Residue	Asbestos	Total
06 BERKS		853.2	23.5	0	0	0	0	0	876.7
09 BUCKS		6247.1	255.3	0	0	0	0	0	6502.4
15 CHESTER		0	108.2	0	0	0	0	0	108.2
23 DELAWARE		1518.3	124.7	0	0	0	0	0	1643
39 LEHIGH		937.9	928.9	0	0	0	0	0	1866.8
46 MONTGOMERY		81608	2199.5	0	0	0	0	0	83807.5
51 PHILADELPHIA		3250.6	130.4	0	0	0	0	0	3381
NJ NEW JERSEY		1343	0	0	0	0	0	0	1343
NY NEW YORK		868.2	0	0	0	0	0	0	868.2
Waste Totals:		96626.3	3770.5	0	0	0	0	0	100396.8



Please Use
Recycled Paper

Phone: 717-783-9258
 Printed: 2/10/2014

Also visit our Internet WWW Site at: <http://www.dep.state.pa.us>

DISCLAIMER: While care has been taken in the preparation of this report, there is no warranty or guarantee as to the data, calculation or content accuracy. The Commonwealth reserves the right to update or change any data or presentation format without notice or liability.

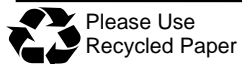
Commonwealth of Pennsylvania
 Department of Environmental Protection
 Bureau of Waste Management
 Division of Reporting and Fee Collection

 Landfill Waste Receipts
 in Tons (2000 lbs.) of Waste

For Year: Quarter:
 2013 / 4

Disposal Facility: 100945, CUMBERLAND COUNTY LANDFILL

County/State that Generated Waste	Waste Type:	Municipal	Residual	Sewage Sludge	Infectious	Construction	Ash Residue	Asbestos	Total
01 ADAMS		416.4	72.4	0	0	178.7	0	0	667.5
02 ALLEGHENY		0	6.4	0	0	0	0	0	6.4
06 BERKS		762.6	29	0	0	0	0	0	791.6
09 BUCKS		0	38.6	16	0	0	0	0	54.6
15 CHESTER		0	399	0	0	0	0	0	399
21 CUMBERLAND		8752.8	5610.1	612.8	0	9163.5	0	118.7	24257.9
22 DAUPHIN		0	3275.1	0	0	144	0	148.6	3567.7
28 FRANKLIN		1482.4	232	17.5	0	1153.8	0	72.7	2958.4
31 HUNTINGDON		4.6	181.4	0	0	0	0	0	186
34 JUNIATA		0	90.7	0	0	82.8	0	0	173.5
35 LACKAWANNA		0	26.7	0	0	0	0	0	26.7
38 LEBANON		0	2438.3	0	0	0	0	0	2438.3
39 LEHIGH		11603.2	0	0	0	16.5	0	13.4	11633.1
44 MIFFLIN		0	0	0	0	0	0	31.3	31.3
46 MONTGOMERY		0	17.6	14.8	0	0	0	0	32.4
48 NORTHAMPTON		8444	85.2	0	0	0	0	0	8529.2
50 PERRY		1397.2	0	102.8	0	394.5	0	0	1894.5
51 PHILADELPHIA		21.9	29.6	0	0	0	0	0	51.5
54 SCHUYLKILL		0	0	4218.1	0	16.8	0	0	4234.9
67 YORK		0	14004.5	225.2	0	17.9	0	6.5	14254.1
DE DELAWARE (ST)		0	136.5	0	0	443.5	0	0	580
MD MARYLAND		15205.8	1618.1	0	0	0	0	23.5	16847.4
NJ NEW JERSEY		80790	3011.3	3375.9	0	0	0	1081.8	88259
NY NEW YORK		0	0	0	0	2.4	0	1712.7	1715.1
WV WEST VIRGINIA		0	0	0	0	0	0	7.8	7.8
Waste Totals:		128880.9	31302.5	8583.1	0	11614.4	0	3217	183597.9



Commonwealth of Pennsylvania
Department of Environmental Protection
Bureau of Waste Management
Division of Reporting and Fee Collection

Landfill Waste Receipts
in Tons (2000 lbs.) of Waste

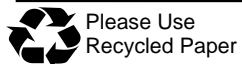
For Year: Quarter:
2013 / 4

Disposal Facility: 100345, DELAWARE COUNTY SWA ROLLING HILLS LANDFILL

County/State that Generated Waste	Waste Type:	Municipal	Residual	Sewage Sludge	Infectious	Construction	Ash Residue	Asbestos	Total
06 BERKS		11492.4	10854.4	49.3	0	45.3	7651.8	3.5	30096.7
15 CHESTER		1497.2	0	0	0	10.2	0	0	1507.4
23 DELAWARE		193.6	0	0	0	0	91238.6	0	91432.2
46 MONTGOMERY		3122.6	388.5	0	0	0	25894.2	0	29405.3
NJ NEW JERSEY		0	0	0	0	17591.1	15403.3	0	32994.4
Waste Totals:		16305.8	11242.9	49.3	0	17646.6	140187.9	3.5	185436

Disposal Facility: 100434, EVERGREEN LANDFILL

County/State that Generated Waste	Waste Type:	Municipal	Residual	Sewage Sludge	Infectious	Construction	Ash Residue	Asbestos	Total
03 ARMSTRONG		3355.5	152.9	70.4	0	125	0	0	3703.8
11 CAMBRIA		0	2.7	0	0	3.2	0	0	5.9
16 CLARION		0	136.7	0	0	7.2	0	0	143.9
17 CLEARFIELD		0	30.9	0	0	0	0	0	30.9
26 FAYETTE		0	0	0	0	1.6	0	0	1.6
32 INDIANA		8987.8	4613.4	721.8	0	2209.7	0	0	16532.7
33 JEFFERSON		220.5	20.9	264.6	0	37.8	0	0	543.8
56 SOMERSET		0	0	0	0	2.2	0	0	2.2
65 WESTMORELAND		5154.1	971.5	82.1	0	201.1	0	0	6408.8
Waste Totals:		17717.9	5929	1138.9	0	2587.8	0	0	27373.6



Please Use
Recycled Paper

Phone: 717-783-9258
Printed: 2/10/2014

Also visit our Internet WWW Site at: <http://www.dep.state.pa.us>

DISCLAIMER: While care has been taken in the preparation of this report, there is no warranty or guarantee as to the data, calculation or content accuracy. The Commonwealth reserves the right to update or change any data or presentation format without notice or liability.

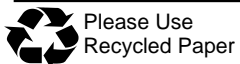
Commonwealth of Pennsylvania
 Department of Environmental Protection
 Bureau of Waste Management
 Division of Reporting and Fee Collection

Landfill Waste Receipts
 in Tons (2000 lbs.) of Waste

For Year: 2013 / Quarter: 4

Disposal Facility: 101680, G.R.O.W.S. NORTH

County/State that Generated Waste	Waste Type:	Municipal	Residual	Sewage Sludge	Infectious	Construction	Ash Residue	Asbestos	Total
06 BERKS		2.4	162.5	14.2	0	0	0	0	179.1
09 BUCKS		12934.8	22916.2	1525.7	85.2	1604.2	19347.6	242.8	58656.5
13 CARBON		0.8	0	0	0	0	0	2.7	3.5
15 CHESTER		1.7	22.5	0	0	0	0	0	24.2
21 CUMBERLAND		16.5	0	0	0	0	0	0	16.5
23 DELAWARE		7216.4	173.5	216.1	231.3	25.6	0	8.5	7871.4
39 LEHIGH		85.7	0	0	0	0	0	0	85.7
45 MONROE		0.3	0	0	0	0	0	0	0.3
46 MONTGOMERY		13056.4	1188.2	981	51.4	9.5	18.3	0	15304.8
48 NORTHAMPTON		0.4	15.4	0	0	0	0	0	15.8
51 PHILADELPHIA		56551.3	2143.6	1225.8	473.2	1163.3	0	44.9	61602.1
53 POTTER		20	0	0	0	0	0	0	20
64 WAYNE		9.4	0	0	0	0	0	0	9.4
CT CONNECTICUT		0	64.2	0	0	2.7	0	7.5	74.4
DC DISRICT OF COLUMBIA		0	0	0	0	6.6	0	0	6.6
DE DELAWARE (ST)		0	1178.3	0	0	500.3	0	23.4	1702
MA MASSACHUSETTS		0	0	0	0	0.1	0	0	0.1
MD MARYLAND		0	189.2	0	0	9.3	0	0	198.5
NH NEW HAMPSHIRE		0	0	0	0	6.3	0	0	6.3
NJ NEW JERSEY		97431	20089.9	7087.4	0	49183	28131.8	1510.1	203433.2
NY NEW YORK		176225.7	7153	22899.9	7.2	6236.3	13.1	105.9	212641.1
VA VIRGINIA		0	0	0	0	2.4	0	0	2.4
Waste Totals:		363552.8	55296.5	33950.1	848.3	58749.6	47510.8	1945.8	561853.9



Please Use
Recycled Paper

Phone: 717-783-9258
 Printed: 2/10/2014

Also visit our Internet WWW Site at: <http://www.dep.state.pa.us>

DISCLAIMER: While care has been taken in the preparation of this report, there is no warranty or guarantee as to the data, calculation or content accuracy. The Commonwealth reserves the right to update or change any data or presentation format without notice or liability.

Commonwealth of Pennsylvania
 Department of Environmental Protection
 Bureau of Waste Management
 Division of Reporting and Fee Collection

 Landfill Waste Receipts
 in Tons (2000 lbs.) of Waste

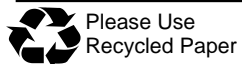
For Year: Quarter:
 2013 / 4

Disposal Facility: 100265, GRAND CENTRAL SANITARY LANDFILL INC

County/State that Generated Waste	Waste Type:	Municipal	Residual	Sewage Sludge	Infectious	Construction	Ash Residue	Asbestos	Total
06 BERKS		876.4	0	5.1	0	151.6	0	0	1033.1
09 BUCKS		47.5	67.8	0	39.6	0.5	0	0	155.4
13 CARBON		1524	28.8	513.8	0	97.3	0	0	2163.9
35 LACKAWANNA		9.6	0	0	0	8.7	0	0	18.3
39 LEHIGH		27628.7	284.7	177.1	227.6	120.8	0	1.9	28440.8
40 LUZERNE		20.2	81.6	0	0	0	0	0	101.8
45 MONROE		13943.5	414.4	51.1	715	2192.5	0	0	17316.5
46 MONTGOMERY		19.4	0	9.6	195.6	0	0	0	224.6
48 NORTHAMPTON		20011.1	3720	1319.9	289	1739.3	0	0.5	27079.8
52 PIKE		488.4	0	0	0	1.7	0	0	490.1
54 SCHUYLKILL		0	25.8	0	0	0	0	0	25.8
NJ NEW JERSEY		743	416.5	234.3	10.8	744.7	0	251.2	2400.5
NY NEW YORK		0	0	3476.7	126.4	0	0	1.2	3604.3
Waste Totals:		65311.8	5039.6	5787.6	1604	5057.1	0	254.8	83054.9

Disposal Facility: 101544, GREATER LEBANON REFUSE AUTHORITY LANDFILL

County/State that Generated Waste	Waste Type:	Municipal	Residual	Sewage Sludge	Infectious	Construction	Ash Residue	Asbestos	Total
38 LEBANON		19909.2	1814.6	489.3	0	4077.3	0	0	26290.4
Waste Totals:		19909.2	1814.6	489.3	0	4077.3	0	0	26290.4



Commonwealth of Pennsylvania
 Department of Environmental Protection
 Bureau of Waste Management
 Division of Reporting and Fee Collection

Landfill Waste Receipts
 in Tons (2000 lbs.) of Waste

For Year: 2013 Quarter: 4

Disposal Facility: 100281, GREENRIDGE RECLAMATION LANDFILL

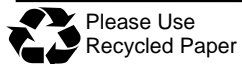
County/State that Generated Waste	Waste Type:	Municipal	Residual	Sewage Sludge	Infectious	Construction	Ash Residue	Asbestos	Total
02 ALLEGHENY		17220.1	429.3	837.7	0	1917.7	0	16.8	20421.6
03 ARMSTRONG		8.4	43	0	0	0	0	0	51.4
10 BUTLER		0	0	50.1	0	3.6	0	0	53.7
26 FAYETTE		783.6	212.7	148.5	0	391.9	0	0	1536.7
32 INDIANA		1.4	83.9	0	0	0	0	0	85.3
56 SOMERSET		345.1	0	0	0	53.7	0	0	398.8
63 WASHINGTON		542.6	0	357.1	0	93.1	0	0	992.8
65 WESTMORELAND		14442.5	11851.4	2434.6	0	2774.5	0	19.1	31522.1
NJ NEW JERSEY		0	96.7	0	0	0	0	0	96.7
WV WEST VIRGINIA		0	6607.6	0	515.7	0	0	0	7123.3
Waste Totals:		33343.7	19324.6	3828	515.7	5234.5	0	35.9	62282.4

Disposal Facility: 100992, HARRISBURG M E R&R FACILITY RESIDUE DISPOSAL AREA B

County/State that Generated Waste	Waste Type:	Municipal	Residual	Sewage Sludge	Infectious	Construction	Ash Residue	Asbestos	Total
22 DAUPHIN		0	0	0	0	0	17993.1	0	17993.1
Waste Totals:		0	0	0	0	0	17993.1	0	17993.1

Disposal Facility: 100758, HARRISBURG MATERIALS ENERGY RECYCLING & RECOVERY FACILITY

County/State that Generated Waste	Waste Type:	Municipal	Residual	Sewage Sludge	Infectious	Construction	Ash Residue	Asbestos	Total
06 BERKS		2164.6	0	0	0	0	0	0	2164.6
19 COLUMBIA		17.4	0	0	0	0	0	0	17.4
21 CUMBERLAND		4240.6	118.6	0	0	65.3	0	0	4424.5
22 DAUPHIN		38387.4	73.2	0	0	0.6	0	0	38461.2
28 FRANKLIN		8.5	86.6	0	0	0	0	0	95.1
34 JUNIATA		1.2	0	0	0	1.2	0	0	2.4
40 LUZERNE		0	85.3	0	0	0	0	0	85.3
50 PERRY		358.6	0	0	0	4.7	0	0	363.3
54 SCHUYLKILL		126	43.4	0	0	5.3	0	0	174.7
NC NORTH CAROLINA		0	43.5	0	0	0	0	0	43.5
NJ NEW JERSEY		15242.6	0	0	0	0	0	0	15242.6
Waste Totals:		60546.9	450.6	0	0	77.1	0	0	61074.6



Commonwealth of Pennsylvania
 Department of Environmental Protection
 Bureau of Waste Management
 Division of Reporting and Fee Collection

 Landfill Waste Receipts
 in Tons (2000 lbs.) of Waste

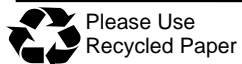
For Year: Quarter:
 2013 / 4

Disposal Facility: 100020, IESI PA BETHLEHEM LANDFILL CORP.

County/State that Generated Waste	Waste Type:	Municipal	Residual	Sewage Sludge	Infectious	Construction	Ash Residue	Asbestos	Total
09 BUCKS		3226.2	427.7	0	0	96.8	0	0	3750.7
15 CHESTER		0	0	0	0	8.5	0	824	832.5
23 DELAWARE		0	0	0	0	31.1	0	130.6	161.7
39 LEHIGH		5074	559.8	0	0	467.3	0	0	6101.1
46 MONTGOMERY		5.8	666.4	0	0	7.5	0	0	679.7
48 NORTHAMPTON		20038.8	528.1	0	0	1192.8	0	0	21759.7
CT CONNECTICUT		0	0	0	0	8.4	0	1.9	10.3
NJ NEW JERSEY		9414.8	504.7	0	0	8896.9	0	132.4	18948.8
NY NEW YORK		30255.9	0	0	0	4354.7	0	269.9	34880.5
Waste Totals:		68015.5	2686.7	0	0	15064	0	1358.8	87125

Disposal Facility: 100934, IESI PA BLUE RIDGE LANDFILL CORP

County/State that Generated Waste	Waste Type:	Municipal	Residual	Sewage Sludge	Infectious	Construction	Ash Residue	Asbestos	Total
01 ADAMS		6219.6	207	0	0	1866.2	0	0	8292.8
21 CUMBERLAND		3691.9	158	311.2	0	387.3	0	0	4548.4
22 DAUPHIN		0	0	0	0	32.1	0	0	32.1
28 FRANKLIN		15052.1	5593.7	1766.7	0	3488.9	0	0	25901.4
29 FULTON		36	0	0	0	0	0	0	36
50 PERRY		22.6	0	0	0	0	0	0	22.6
67 YORK		0	0	0	0	133.4	0	0	133.4
DC DISRICT OF COLUMBIA		36334.8	0	0	0	0	0	0	36334.8
MD MARYLAND		40552	358.6	0	0	206.2	0	31	41147.8
NJ NEW JERSEY		0	0	0	0	417.7	0	0	417.7
NY NEW YORK		10655.9	0	0	0	0	0	0	10655.9
WV WEST VIRGINIA		2234.8	0	0	0	14.1	0	0	2248.9
Waste Totals:		114799.7	6317.3	2077.9	0	6545.9	0	31	129771.8



Please Use
Recycled Paper

Phone: 717-783-9258
 Printed: 2/10/2014

Also visit our Internet WWW Site at: <http://www.dep.state.pa.us>

DISCLAIMER: While care has been taken in the preparation of this report, there is no warranty or guarantee as to the data, calculation or content accuracy. The Commonwealth reserves the right to update or change any data or presentation format without notice or liability.

Commonwealth of Pennsylvania
 Department of Environmental Protection
 Bureau of Waste Management
 Division of Reporting and Fee Collection

 Landfill Waste Receipts
 in Tons (2000 lbs.) of Waste

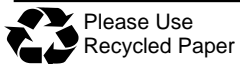
For Year: Quarter:
 2013 / 4

Disposal Facility: 101439, JOSEPH J BRUNNER INC LANDFILL

County/State that Generated Waste	Waste Type:	Municipal	Residual	Sewage Sludge	Infectious	Construction	Ash Residue	Asbestos	Total
02 ALLEGHENY		4745.6	22.1	265.4	0	0	0	11.9	5045
04 BEAVER		5669.2	1191.8	1479.5	0	0	0	0	8340.5
10 BUTLER		884.9	9.5	650.4	0	0	0	0	1544.8
37 LAWRENCE		44.8	0	21.1	0	0	0	0	65.9
63 WASHINGTON		0	0	0	0	0	0	10.4	10.4
Waste Totals:		11344.5	1223.4	2416.4	0	0	0	22.3	15006.6

Disposal Facility: 100663, KELLY RUN SANITATION INC LANDFILL

County/State that Generated Waste	Waste Type:	Municipal	Residual	Sewage Sludge	Infectious	Construction	Ash Residue	Asbestos	Total
02 ALLEGHENY		13242.1	4342.7	146.3	0	2425.5	0	0	20156.6
26 FAYETTE		632.5	53.4	121.3	0	104.3	0	0	911.5
30 GREENE		86.1	330.8	0	0	4.7	0	0	421.6
63 WASHINGTON		1053.5	412.9	173.7	0	121.7	0	0	1761.8
65 WESTMORELAND		1642.3	19.7	0	0	82.8	0	0	1744.8
Waste Totals:		16656.5	5159.5	441.3	0	2739	0	0	24996.3



Please Use
Recycled Paper

Phone: 717-783-9258
 Printed: 2/10/2014

Also visit our Internet WWW Site at: <http://www.dep.state.pa.us>

DISCLAIMER: While care has been taken in the preparation of this report, there is no warranty or guarantee as to the data, calculation or content accuracy. The Commonwealth reserves the right to update or change any data or presentation format without notice or liability.

Commonwealth of Pennsylvania
 Department of Environmental Protection
 Bureau of Waste Management
 Division of Reporting and Fee Collection

 Landfill Waste Receipts
 in Tons (2000 lbs.) of Waste

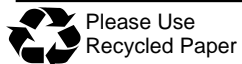
For Year: Quarter:
 2013 / 4

Disposal Facility: 101247, KEYSTONE SANITARY LANDFILL

County/State that Generated Waste	Waste Type:	Municipal	Residual	Sewage Sludge	Infectious	Construction	Ash Residue	Asbestos	Total
08 BRADFORD		6.4	12688	0	0	0	0	0	12694.4
13 CARBON		28.6	0	0	0	0	0	0	28.6
35 LACKAWANNA		39311.9	1518.4	5331.6	0	4419	0	33.5	50614.4
39 LEHIGH		22.4	0	0	0	0	0	0	22.4
40 LUZERNE		22011.3	1891.1	5207.3	0	1872.8	0	0	30982.5
41 LYCOMING		0	6	0	0	0	0	0	6
45 MONROE		7511.4	192.8	574.8	0	154.4	0	0	8433.4
48 NORTHAMPTON		0	0	160	0	0	0	0	160
51 PHILADELPHIA		256.6	0	0	0	0	0	0	256.6
52 PIKE		3690.7	51.1	0	0	42.4	0	0	3784.2
57 SULLIVAN		0	1201.7	0	0	104.6	0	0	1306.3
58 SUSQUEHANNA		3878.8	21996.5	3.7	0	822.3	0	2.4	26703.7
64 WAYNE		1202.7	0	305.7	0	386.9	0	0	1895.3
66 WYOMING		1200.2	33.4	88.9	0	94.3	0	0	1416.8
CT CONNECTICUT		3628.8	0	0	0	0	0	0	3628.8
NJ NEW JERSEY		128607.2	544.1	0	0	0	0	0	129151.3
NY NEW YORK		189868	8584	0	0	77.4	0	0	198529.4
Waste Totals:		401225	48707.1	11672	0	7974.1	0	35.9	469614.1

Disposal Facility: 100329, LAKE VIEW LANDFILL

County/State that Generated Waste	Waste Type:	Municipal	Residual	Sewage Sludge	Infectious	Construction	Ash Residue	Asbestos	Total
02 ALLEGHENY		0	6.5	0	0	0	0	0	6.5
20 CRAWFORD		2470.2	1578.9	46.8	0	103	0	3.1	4202
25 ERIE		34310.9	8089.9	3283.2	0	4771.3	647.8	30.2	51133.3
43 MERCER		4309.6	0	0	0	11.4	0	0	4321
61 VENANGO		0	416.2	0	0	0	0	0	416.2
62 WARREN		0	52.1	0	0	0	0	3.1	55.2
OH OHIO		0.1	0	0	0	0	0	0	0.1
Waste Totals:		41090.8	10143.6	3330	0	4885.7	647.8	36.4	60134.3



Please Use
Recycled Paper

Phone: 717-783-9258
 Printed: 2/10/2014

Also visit our Internet WWW Site at: <http://www.dep.state.pa.us>

DISCLAIMER: While care has been taken in the preparation of this report, there is no warranty or guarantee as to the data, calculation or content accuracy. The Commonwealth reserves the right to update or change any data or presentation format without notice or liability.

Commonwealth of Pennsylvania
 Department of Environmental Protection
 Bureau of Waste Management
 Division of Reporting and Fee Collection

 Landfill Waste Receipts
 in Tons (2000 lbs.) of Waste

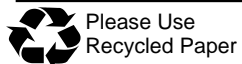
For Year: Quarter:
 2013 / 4

Disposal Facility: 101534, LAUREL HIGHLANDS LANDFILL INC

County/State that Generated Waste	Waste Type:	Municipal	Residual	Sewage Sludge	Infectious	Construction	Ash Residue	Asbestos	Total
05 BEDFORD		3.9	0	0	0	0	0	0	3.9
07 BLAIR		8833.7	1820.1	388.4	0	1244.8	0	0	12287
11 CAMBRIA		7783.8	253.9	1267.9	0	1730	0	0	11035.6
17 CLEARFIELD		0	0	46	0	0.6	0	0	46.6
31 HUNTINGDON		0	224.7	0	0	0	0	0	224.7
32 INDIANA		209.8	98.9	0	0	52.9	0	0	361.6
33 JEFFERSON		23.4	0	0	0	10.2	0	0	33.6
34 JUNIATA		13.4	0	0	0	0	0	0	13.4
44 MIFFLIN		9764.9	0	71.2	0	0	0	0	9836.1
56 SOMERSET		0.3	0	0	0	0	0	0	0.3
65 WESTMORELAND		140.3	192.1	0	0	89.8	0	0	422.2
MD MARYLAND		0	149.4	0	0	0	0	0	149.4
Waste Totals:		26773.5	2739.1	1773.5	0	3128.3	0	0	34414.4

Disposal Facility: 101389, LCSWMA FREY FARM LANDFILL

County/State that Generated Waste	Waste Type:	Municipal	Residual	Sewage Sludge	Infectious	Construction	Ash Residue	Asbestos	Total
01 ADAMS		0	4.1	0	0	0	0	0	4.1
06 BERKS		0	6.1	0	0	0	0	0	6.1
21 CUMBERLAND		0	17.9	0	0	0	0	0	17.9
22 DAUPHIN		0	103.4	0	0	16.9	12225.2	0	12345.5
36 LANCASTER		2767.1	13604.8	5774.9	162.8	14443.3	22816.7	3.2	59572.8
38 LEBANON		0	375.6	0	0	0	0	0	375.6
67 YORK		0	1362.8	0	0	0	0	0	1362.8
DE DELAWARE (ST)		0	27.8	0	0	0	0	0	27.8
Waste Totals:		2767.1	15502.5	5774.9	162.8	14460.2	35041.9	3.2	73712.6



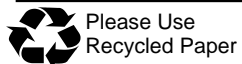
Commonwealth of Pennsylvania
 Department of Environmental Protection
 Bureau of Waste Management
 Division of Reporting and Fee Collection

 Landfill Waste Receipts
 in Tons (2000 lbs.) of Waste

For Year: Quarter:
 2013 / 4

Disposal Facility: 400592, LCSWMA RESOURCE RECOVERY FACILITY

County/State that Generated Waste	Waste Type:	Municipal	Residual	Sewage Sludge	Infectious	Construction	Ash Residue	Asbestos	Total
06 BERKS		0	159.3	0	0	0	0	0	159.3
07 BLAIR		0	16.2	0	0	0	0	0	16.2
09 BUCKS		0	393	0	0	0	0	0	393
11 CAMBRIA		0	18.8	0	0	0	0	0	18.8
14 CENTRE		0	7.9	0	0	0	0	0	7.9
15 CHESTER		0	128.4	0	0	0	0	0	128.4
22 DAUPHIN		0	1214	0	0	0	0	0	1214
23 DELAWARE		0	14.6	0	0	0	0	0	14.6
34 JUNIATA		0	749.9	0	0	0	0	0	749.9
36 LANCASTER		77794.6	8932.1	598.7	0	61.5	0	0	87386.9
38 LEBANON		0	449.2	0	0	0	0	0	449.2
39 LEHIGH		0	323.9	0	0	0	0	0	323.9
40 LUZERNE		0	1.9	0	0	0	0	0	1.9
45 MONROE		0	487.9	0	0	0	0	0	487.9
46 MONTGOMERY		0	351.4	0	0	0	0	0	351.4
47 MONTOUR		0	5.5	0	0	0	0	0	5.5
48 NORTHAMPTON		0	48.7	0	0	0	0	0	48.7
49 NORTHUMBERLAND		0	28.3	0	0	0	0	0	28.3
51 PHILADELPHIA		0	54.4	0	0	0	0	0	54.4
54 SCHUYLKILL		0	90	0	0	0	0	0	90
66 WYOMING		0	651.9	0	0	0	0	0	651.9
67 YORK		0	36.5	0	0	0	0	0	36.5
CT CONNECTICUT		0	13.4	0	0	0	0	0	13.4
DE DELAWARE (ST)		0	200.6	0	0	0	0	0	200.6
FL FLORIDA		0	12.5	0	0	0	0	0	12.5
IL ILLINOIS		0	75.2	0	0	0	0	0	75.2
LA LOUISIANA		0	129.9	0	0	0	0	0	129.9
MD MARYLAND		0	26.1	0	0	0	0	0	26.1
NC NORTH CAROLINA		0	269.5	0	0	0	0	0	269.5
NJ NEW JERSEY		0	1139.7	0	0	0	0	0	1139.7
NY NEW YORK		0	135.6	0	0	0	0	0	135.6
OH OHIO		0	0.6	0	0	0	0	0	0.6
PR PUERTO RICO		0	5.2	0	0	0	0	0	5.2
VA VIRGINIA		0	136.6	0	0	0	0	0	136.6



Commonwealth of Pennsylvania
 Department of Environmental Protection
 Bureau of Waste Management
 Division of Reporting and Fee Collection

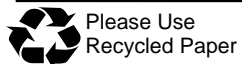
Landfill Waste Receipts
 in Tons (2000 lbs.) of Waste

For Year: 2013 / Quarter: 4

Waste Totals: 77794.6 16308.7 598.7 0 61.5 0 0 94763.5

Disposal Facility: 100963, LYCOMING COUNTY RESOURCE MANAGEMENT SERVICES LANDFILL

County/State that Generated Waste	Waste Type:	Municipal	Residual	Sewage Sludge	Infectious	Construction	Ash Residue	Asbestos	Total
03 ARMSTRONG		2.7	0	0	0	0	0	0	2.7
06 BERKS		0	18.7	0	0	0	0	0	18.7
08 BRADFORD		0	0	0	0	3.1	0	0	3.1
14 CENTRE		0	0.6	0	0	0	0	0	0.6
18 CLINTON		35.1	56.4	0	0	0	0	0	91.5
19 COLUMBIA		7917.4	3817.7	2260.7	0	1493.2	0	16.4	15505.4
21 CUMBERLAND		0	0.1	0	0	0	0	0	0.1
22 DAUPHIN		0	0.9	0	0	0	0	0	0.9
35 LACKAWANNA		0	0	0	0	0	0	2.4	2.4
36 LANCASTER		0	0	0	0	0	0	6.7	6.7
38 LEBANON		0	0	0	0	0	0	9.8	9.8
40 LUZERNE		10.8	20	0	0	0	0	10.1	40.9
41 LYCOMING		13039.2	3592.8	2078.3	82	420.2	11.1	12.6	19236.2
45 MONROE		0	0	0	0	0	0	13.6	13.6
46 MONTGOMERY		0	0	0	0	0	0	23.2	23.2
47 MONTOUR		2037.6	532.3	10.2	170.7	418.4	0	31.2	3200.4
49 NORTHUMBERLAND		5744.5	2726.6	2823.3	0	365.7	7.8	2.6	11670.5
54 SCHUYLKILL		0	0	17.4	0	8.6	0	0	26
55 SNYDER		3304.9	974.2	225.6	0	142.4	9.5	47.5	4704.1
57 SULLIVAN		12.9	0	0	0	3	0	0	15.9
59 TIOGA		7.4	0	0	0	0	0	0	7.4
60 UNION		5389.6	1637.3	864.8	0	612.3	0	22	8526
66 WYOMING		0	0	0	0	0	0	6	6
NY NEW YORK		0	0.2	0	0	0	0	0.2	0.4
WV WEST VIRGINIA		0	0.1	0	0	0	0	0	0.1
Waste Totals:		37502.1	13377.9	8280.3	252.7	3466.9	28.4	204.3	63112.6



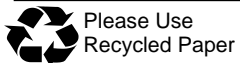
Commonwealth of Pennsylvania
 Department of Environmental Protection
 Bureau of Waste Management
 Division of Reporting and Fee Collection

 Landfill Waste Receipts
 in Tons (2000 lbs.) of Waste

For Year: Quarter:
 2013 / 4

Disposal Facility: 100113, MODERN LANDFILL

County/State that Generated Waste	Waste Type:	Municipal	Residual	Sewage Sludge	Infectious	Construction	Ash Residue	Asbestos	Total
01 ADAMS		10	351.3	24.5	0	0	0	0	385.8
06 BERKS		0	220.2	0	0	0	0	0	220.2
09 BUCKS		0	70.8	0	0	0	0	0	70.8
15 CHESTER		0	21.2	0	0	0	0	0	21.2
21 CUMBERLAND		11296.9	590.2	0	23.6	1214.2	0	0	13124.9
22 DAUPHIN		0	2526.6	257.5	390.3	2837.9	0	1.1	6013.4
24 ELK		0	588.6	0	0	0	0	202.6	791.2
28 FRANKLIN		0	9.2	0	0	0	0	0	9.2
31 HUNTINGDON		0	0	0	0	0	32.1	0	32.1
36 LANCASTER		0	8001.3	0	0	0	0	0	8001.3
38 LEBANON		0	2516.3	0	0	0	0	0.3	2516.6
39 LEHIGH		0	134.6	0	0	0	0	0	134.6
40 LUZERNE		0	98.2	0	0	0	0	0	98.2
46 MONTGOMERY		0	18.6	0	0	6019.6	0	162.2	6200.4
50 PERRY		0	68.3	0	0	0	0	0	68.3
51 PHILADELPHIA		60549.4	0	0	0	0	0	0	60549.4
54 SCHUYLKILL		0	235.4	0	0	0	0	0	235.4
67 YORK		68.2	72592	730.2	0	9045.5	1.9	46.5	82484.3
CT CONNECTICUT		0	1249.3	0	0	0	0	699.6	1948.9
DC DISRICT OF COLUMBIA		0	4.2	0	0	0	0	35.1	39.3
DE DELAWARE (ST)		0	1083.8	0	0	0	0	37.1	1120.9
MA MASSACHUSETTS		0	389.5	0	0	0	0	0	389.5
MD MARYLAND		39.2	5839.7	342.3	6028.7	86.4	529.7	180.6	13046.6
NJ NEW JERSEY		16872.5	669.1	0	0	0	18.5	0	17560.1
NY NEW YORK		0	116.8	0	0	0	0	0	116.8
OH OHIO		0	26.5	0	0	0	0	0	26.5
VA VIRGINIA		0	136.2	0	0	0	0	0	136.2
WV WEST VIRGINIA		0	11	0	0	0	0	0	11
Waste Totals:		88836.2	97568.9	1354.5	6442.6	19203.6	582.2	1365.1	215353.1



Commonwealth of Pennsylvania
 Department of Environmental Protection
 Bureau of Waste Management
 Division of Reporting and Fee Collection

 Landfill Waste Receipts
 in Tons (2000 lbs.) of Waste

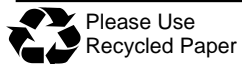
For Year: Quarter:
 2013 / 4

Disposal Facility: 100594, MONROEVILLE LANDFILL

County/State that Generated Waste	Waste Type:	Municipal	Residual	Sewage Sludge	Infectious	Construction	Ash Residue	Asbestos	Total
02 ALLEGHENY		58748.7	29568	1123.8	1082.1	5257.9	498.8	0	96279.3
03 ARMSTRONG		98.3	35.6	0	0	1.9	0	0	135.8
10 BUTLER		161.7	34.2	0	0	7.3	0	0	203.2
26 FAYETTE		1.2	0	0	0	0	0	0	1.2
65 WESTMORELAND		624.8	185.6	271	0	815.5	0	0	1896.9
Waste Totals:		59634.7	29823.4	1394.8	1082.1	6082.6	498.8	0	98516.4

Disposal Facility: 101571, MOSTOLLER LANDFILL INC

County/State that Generated Waste	Waste Type:	Municipal	Residual	Sewage Sludge	Infectious	Construction	Ash Residue	Asbestos	Total
02 ALLEGHENY		0	0	0	0	51	0	0	51
05 BEDFORD		97.8	89.9	73.7	0	285.3	0	0	546.7
07 BLAIR		12691.1	136.1	152.5	0	702.3	0	19.5	13701.5
11 CAMBRIA		6638.8	1563.4	555.6	0	94.3	0	29.6	8881.7
17 CLEARFIELD		0	16.1	0	0	0	0	0	16.1
26 FAYETTE		0	79	0	0	0	0	0	79
30 GREENE		0	198.3	0	0	0	0	0	198.3
31 HUNTINGDON		24.8	77.7	0	0	0	0	0	102.5
32 INDIANA		0	0	0	0	28.2	0	0	28.2
56 SOMERSET		5575.7	2028.1	456	0	944.6	0	0	9004.4
57 SULLIVAN		0	0	0	0	0	0	0	0
65 WESTMORELAND		3846.3	188	0	0	4	0	0	4038.3
MD MARYLAND		8477.4	98	3.5	0	4.8	0	0	8583.7
WV WEST VIRGINIA		282.4	0	0	0	0	0	0	282.4
Waste Totals:		37634.3	4474.6	1241.3	0	2114.5	0	49.1	45513.8



Commonwealth of Pennsylvania
 Department of Environmental Protection
 Bureau of Waste Management
 Division of Reporting and Fee Collection

Landfill Waste Receipts
 in Tons (2000 lbs.) of Waste

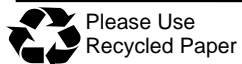
For Year: 2013 / Quarter: 4

Disposal Facility: 101100, MOUNTAIN VIEW RECLAMATION LANDFILL

County/State that Generated Waste	Waste Type:	Municipal	Residual	Sewage Sludge	Infectious	Construction	Ash Residue	Asbestos	Total
01 ADAMS		3471.2	588.7	0	0	322.3	0	0	4382.2
21 CUMBERLAND		3343.3	626.5	0	0	957.5	0	0	4927.3
22 DAUPHIN		40.1	2493.3	63.6	0	1669.9	0	0	4266.9
28 FRANKLIN		5168.6	1631.4	148.6	0	631.8	0	0	7580.4
29 FULTON		40	210.3	0	0	0	0	0	250.3
49 NORTHUMBERLAND		2924.1	0	0	0	0	0	0	2924.1
50 PERRY		376.5	0	0	0	16.9	0	0	393.4
54 SCHUYLKILL		0	65.7	0	0	0	0	0	65.7
67 YORK		0	0.2	0	0	283	0	0	283.2
MD MARYLAND		32227.4	303	149.2	0	739.5	0	0	33419.1
WV WEST VIRGINIA		3801.8	585.4	0	0	270.9	0	17.4	4675.5
Waste Totals:		51393	6504.5	361.4	0	4891.8	0	17.4	63168.1

Disposal Facility: 100585, NORTHWEST SANITARY LANDFILL

County/State that Generated Waste	Waste Type:	Municipal	Residual	Sewage Sludge	Infectious	Construction	Ash Residue	Asbestos	Total
02 ALLEGHENY		1124.1	4225.9	0	0	128.4	0	8767.8	14246.2
03 ARMSTRONG		1460.2	5.9	0	0	48.8	0	0	1514.9
04 BEAVER		13.9	0	31.6	0	0	0	0	45.5
05 BEDFORD		0	19.1	0	0	0	0	0	19.1
10 BUTLER		6845.3	7850.5	1639.9	0	804	0	7.8	17147.5
16 CLARION		289.7	347.8	35	0	87.6	0	0	760.1
20 CRAWFORD		153.2	46.9	0	0	6.5	0	2	208.6
25 ERIE		0	9	0	0	0	0	0	9
27 FOREST		1.7	0	0	0	0	0	0	1.7
32 INDIANA		0	10.5	0	0	0	0	0	10.5
37 LAWRENCE		3035.4	928.7	0	0	23.2	0	0	3987.3
42 MCKEAN		0	4.1	0	0	0	0	0	4.1
43 MERCER		194.5	2006.3	15.5	0	12	0	0	2228.3
61 VENANGO		997.6	612.8	0	0	197.4	0	0	1807.8
OH OHIO		0	308.2	0	0	0	0	0	308.2
Waste Totals:		14115.6	16375.7	1722	0	1307.9	0	8777.6	42298.8



Commonwealth of Pennsylvania
 Department of Environmental Protection
 Bureau of Waste Management
 Division of Reporting and Fee Collection

 Landfill Waste Receipts
 in Tons (2000 lbs.) of Waste

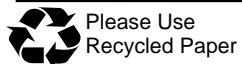
For Year: Quarter:
 2013 / 4

Disposal Facility: 100346, PIONEER CROSSING LANDFILL

County/State that Generated Waste	Waste Type:	Municipal	Residual	Sewage Sludge	Infectious	Construction	Ash Residue	Asbestos	Total
06 BERKS		9347.4	1596.6	3648.3	0	255.9	0	0	14848.2
09 BUCKS		1512	114.6	12.3	84.8	17.6	0	0	1741.3
15 CHESTER		384.4	653.1	0	0	42.5	0	0	1080
22 DAUPHIN		0	0	0	0	32.4	0	0	32.4
23 DELAWARE		0	0	0	0	55.8	0	0	55.8
36 LANCASTER		209.2	0	0	0	0	0	0	209.2
38 LEBANON		0	240.1	0	0	0	0	0	240.1
39 LEHIGH		4258.4	806.1	19.6	83.9	69.5	10	0	5247.5
46 MONTGOMERY		26178.1	2255.3	678.8	0.5	94.2	178.4	0	29385.3
48 NORTHAMPTON		8.1	343.5	0	0	0	0	0	351.6
51 PHILADELPHIA		5.5	60.5	0	616.6	0	0	0	682.6
54 SCHUYLKILL		0	0	0	0	0	0	4	4
NJ NEW JERSEY		1356.3	18.4	726.1	0	1.2	0	0	2102
NY NEW YORK		176.4	142.8	0	415.2	0	0	0	734.4
Waste Totals:		43435.8	6231	5085.1	1201	569.1	188.4	4	56714.4

Disposal Facility: 101069, S.E.C.C.R.A. LANDFILL

County/State that Generated Waste	Waste Type:	Municipal	Residual	Sewage Sludge	Infectious	Construction	Ash Residue	Asbestos	Total
15 CHESTER		19297	264.6	352.1	0	5984.1	0	0	25897.8
Waste Totals:		19297	264.6	352.1	0	5984.1	0	0	25897.8



Commonwealth of Pennsylvania
 Department of Environmental Protection
 Bureau of Waste Management
 Division of Reporting and Fee Collection

Landfill Waste Receipts
 in Tons (2000 lbs.) of Waste

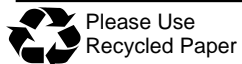
For Year: 2013 / Quarter: 4

Disposal Facility: 100403, SENECA LANDFILL INC

County/State that Generated Waste	Waste Type:	Municipal	Residual	Sewage Sludge	Infectious	Construction	Ash Residue	Asbestos	Total
02 ALLEGHENY		13399.1	10753.2	1179.5	0	1484.3	0	0	26816.1
03 ARMSTRONG		1028.8	135.5	207.4	0	134.5	0	0	1506.2
04 BEAVER		17335.2	405.8	0	0	45.7	0	0	17786.7
10 BUTLER		19754.2	19799.9	1322.8	0	1569.4	0	0	42446.3
11 CAMBRIA		0	0	0	0	0	0	0	0
16 CLARION		0	72	10	0	0	0	0	82
20 CRAWFORD		5.5	834.6	93.2	0	0	0	0	933.3
25 ERIE		0	25.7	63.4	0	0	0	0	89.1
26 FAYETTE		0	0	0	0	2	0	0	2
27 FOREST		0	0	130.6	0	0	0	0	130.6
32 INDIANA		0	141.1	0	0	0	0	0	141.1
33 JEFFERSON		0	0	0	0	0	0	0	0
37 LAWRENCE		199.1	543.7	0	0	100.8	0	0	843.6
43 MERCER		31278.9	1411.5	85.1	0	1162.1	0	0	33937.6
60 UNION		0	0	0	0	0	0	0	0
61 VENANGO		0.8	646.9	316.1	0	791.2	0	0	1755
63 WASHINGTON		7.7	0	345.1	0	0	0	0	352.8
65 WESTMORELAND		437.8	29.2	468	0	15	0	0	950
OH OHIO		1.6	0	0	0	3.1	0	0	4.7
Waste Totals:		83448.7	34799.1	4221.2	0	5308.1	0	0	127777.1

Disposal Facility: 101421, SHADE LANDFILL

County/State that Generated Waste	Waste Type:	Municipal	Residual	Sewage Sludge	Infectious	Construction	Ash Residue	Asbestos	Total
05 BEDFORD		134	6.3	0	0	0	0	0	140.3
07 BLAIR		0	53.1	0	0	0	0	0	53.1
11 CAMBRIA		0	0	0	0	1.2	0	0	1.2
56 SOMERSET		168	6	0	0	4.9	0	0	178.9
Waste Totals:		302	65.4	0	0	6.1	0	0	373.5



Commonwealth of Pennsylvania
 Department of Environmental Protection
 Bureau of Waste Management
 Division of Reporting and Fee Collection

Landfill Waste Receipts
 in Tons (2000 lbs.) of Waste

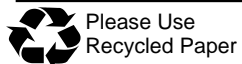
For Year: 2013 / Quarter: 4

Disposal Facility: 100592, SOUTH HILLS LANDFILL INC

County/State that Generated Waste	Waste Type:	Municipal	Residual	Sewage Sludge	Infectious	Construction	Ash Residue	Asbestos	Total
02 ALLEGHENY		11268.4	9036	617.5	0	5535.3	0	0	26457.2
26 FAYETTE		11.5	7631.6	0	0	17.4	0	0	7660.5
30 GREENE		0	1598.7	0	0	4.2	0	0	1602.9
56 SOMERSET		0	1455.4	0	0	0	0	0	1455.4
63 WASHINGTON		1854.2	703.1	0	0	270.9	0	0	2828.2
65 WESTMORELAND		0	2146.5	0	0	0	0	0	2146.5
WV WEST VIRGINIA		0	178.2	0	0	23.6	0	0	201.8
Waste Totals:		13134.1	22749.5	617.5	0	5851.4	0	0	42352.5

Disposal Facility: 100081, SOUTHERN ALLEGHENIES LANDFILL INC

County/State that Generated Waste	Waste Type:	Municipal	Residual	Sewage Sludge	Infectious	Construction	Ash Residue	Asbestos	Total
05 BEDFORD		199	66.8	0	0	0	0	15.6	281.4
07 BLAIR		125.2	597.9	0	0	0	0	0	723.1
11 CAMBRIA		8058.9	1270.1	0	0	971.6	0	16.3	10316.9
32 INDIANA		0	0	0	0	3.5	0	0	3.5
40 LUZERNE		0	979.6	0	0	0	0	0	979.6
56 SOMERSET		4709.6	936.1	118.9	0	312	0	0	6076.6
65 WESTMORELAND		12.4	4.6	0	0	22.4	0	0	39.4
NY NEW YORK		0	0	0	0	0	0	120.6	120.6
Waste Totals:		13105.1	3855.1	118.9	0	1309.5	0	152.5	18541.1



Please Use
Recycled Paper

Phone: 717-783-9258
 Printed: 2/10/2014

Also visit our Internet WWW Site at: <http://www.dep.state.pa.us>

DISCLAIMER: While care has been taken in the preparation of this report, there is no warranty or guarantee as to the data, calculation or content accuracy. The Commonwealth reserves the right to update or change any data or presentation format without notice or liability.

Commonwealth of Pennsylvania
 Department of Environmental Protection
 Bureau of Waste Management
 Division of Reporting and Fee Collection

Landfill Waste Receipts
 in Tons (2000 lbs.) of Waste

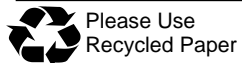
For Year: 2013 / Quarter: 4

Disposal Facility: 100277, TERVITA SANITARY LANDFILL

County/State that Generated Waste	Waste Type:	Municipal	Residual	Sewage Sludge	Infectious	Construction	Ash Residue	Asbestos	Total
02 ALLEGHENY		10835.8	34.1	1828.2	0	3779	0	8.9	16486
03 ARMSTRONG		0	0	0	0	1.6	0	0	1.6
04 BEAVER		0	0	0	0	0	0	14.2	14.2
05 BEDFORD		8.8	0	0	0	0	0	0	8.8
10 BUTLER		0	30.5	0	0	2.6	0	0	33.1
26 FAYETTE		2143	9.7	138.2	0	725.7	0	0.1	3016.7
30 GREENE		637.6	4225.7	0	0	293.7	0	0	5157
32 INDIANA		0	11.2	0	0	0	0	0	11.2
41 LYCOMING		0	22.1	0	0	0	0	0	22.1
63 WASHINGTON		8219	6380.4	367.8	0	2170.7	0	3.1	17141
65 WESTMORELAND		5343.2	1173.4	471.8	0	2594.9	0	7.6	9590.9
OH OHIO		0	13.2	0	0	0	0	0	13.2
WV WEST VIRGINIA		6.9	277.9	0	0	118.1	0	0	402.9
Waste Totals:		27194.3	12178.2	2806	0	9686.3	0	33.9	51898.7

Disposal Facility: 101494, TULLYTOWN RESOURCE RECOVERY FACILITY

County/State that Generated Waste	Waste Type:	Municipal	Residual	Sewage Sludge	Infectious	Construction	Ash Residue	Asbestos	Total
06 BERKS		0.6	0	0	0	0	0	0	0.6
09 BUCKS		1125.1	9842.8	910.7	75.2	463	17567	0	29983.8
13 CARBON		0.2	0	0	0	0	0	0	0.2
15 CHESTER		0	30.2	4.4	0	0	0	0	34.6
23 DELAWARE		1044	44.9	80.9	223.8	4.7	0	0	1398.3
39 LEHIGH		18.3	0	0	0	0	0	0	18.3
45 MONROE		0.2	0	0	0	0	0	0	0.2
46 MONTGOMERY		1733.1	1013.5	933.1	19.5	6.9	5	0	3711.1
48 NORTHAMPTON		0.2	0	0	0	0	0	0	0.2
51 PHILADELPHIA		10985.1	983.4	321.4	714.1	117.9	0	0	13121.9
CT CONNECTICUT		0	21.1	0	0	0	0	0	21.1
DE DELAWARE (ST)		0	1.2	0	0	0	0	0	1.2
NJ NEW JERSEY		52700.3	17439.9	494.6	0	21149.2	150.3	0	91934.3
NY NEW YORK		84033.6	94.5	646.1	6.1	681.3	0	0	85461.6
VA VIRGINIA		0	0	0	0	0	6.3	0	6.3
Waste Totals:		151640.7	29471.5	3391.2	1038.7	22423	17728.6	0	225693.7



Please Use
Recycled Paper

Phone: 717-783-9258
 Printed: 2/10/2014

Also visit our Internet WWW Site at: <http://www.dep.state.pa.us>

DISCLAIMER: While care has been taken in the preparation of this report, there is no warranty or guarantee as to the data, calculation or content accuracy. The Commonwealth reserves the right to update or change any data or presentation format without notice or liability.

Commonwealth of Pennsylvania
 Department of Environmental Protection
 Bureau of Waste Management
 Division of Reporting and Fee Collection

 Landfill Waste Receipts
 in Tons (2000 lbs.) of Waste

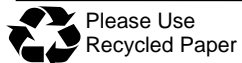
For Year: Quarter:
 2013 / 4

Disposal Facility: 100280, VALLEY LANDFILL

County/State that Generated Waste	Waste Type:	Municipal	Residual	Sewage Sludge	Infectious	Construction	Ash Residue	Asbestos	Total
02 ALLEGHENY		7615.9	26687.6	318.7	0	4061.5	69	30	38782.7
03 ARMSTRONG		1656.4	0	0	0	124	0	0	1780.4
10 BUTLER		174.2	14.9	0	0	36	0	0	225.1
26 FAYETTE		187.7	0	0	0	24.7	0	0	212.4
30 GREENE		0	66.1	0	0	0	0	0	66.1
32 INDIANA		0	180.4	0	0	0	0	0	180.4
65 WESTMORELAND		23269.7	2333.1	809.1	657.9	5823.5	0	8.9	32902.2
Waste Totals:		32903.9	29282.1	1127.8	657.9	10069.7	69	38.9	74149.3

Disposal Facility: 100739, WESTERN BERKS COMMUNITY LANDFILL

County/State that Generated Waste	Waste Type:	Municipal	Residual	Sewage Sludge	Infectious	Construction	Ash Residue	Asbestos	Total
06 BERKS		11763.4	9338.1	25.3	0	1050.3	0	15.8	22192.9
09 BUCKS		1808.2	0	0	0	10.3	0	0	1818.5
13 CARBON		0	0	24	0	0	0	0	24
23 DELAWARE		251.6	0	1669.2	0	9	0	22.6	1952.4
36 LANCASTER		0	115.1	0	0	1.1	0	13.5	129.7
39 LEHIGH		102.4	0	0	0	0	0	0	102.4
40 LUZERNE		0	0	0	0	10.3	0	0.9	11.2
45 MONROE		21.8	0	0	0	0	0	0	21.8
46 MONTGOMERY		10761.3	4652.9	875.9	0	951.3	0	494.4	17735.8
48 NORTHAMPTON		146.9	0	529.3	0	0	0	0	676.2
49 NORTHUMBERLAND		0	0	42.1	0	0	0	0	42.1
51 PHILADELPHIA		9.1	0	0	0	0	0	23.9	33
54 SCHUYLKILL		3935.1	0	0	0	73.1	0	0	4008.2
NJ NEW JERSEY		674.2	2.8	25	0	3048.8	0	0	3750.8
NY NEW YORK		0	0	2923.4	0	0	0	0	2923.4
Waste Totals:		29474	14108.9	6114.2	0	5154.2	0	571.1	55422.4



Please Use
Recycled Paper

Phone: 717-783-9258
 Printed: 2/10/2014

Also visit our Internet WWW Site at: <http://www.dep.state.pa.us>

DISCLAIMER: While care has been taken in the preparation of this report, there is no warranty or guarantee as to the data, calculation or content accuracy. The Commonwealth reserves the right to update or change any data or presentation format without notice or liability.

Commonwealth of Pennsylvania
Department of Environmental Protection
Bureau of Waste Management
Division of Reporting and Fee Collection

Landfill Waste Receipts
in Tons (2000 lbs.) of Waste

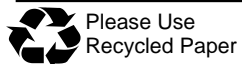
For Year: Quarter:
2013 / 4

Disposal Facility: 400633, WHEELABRATOR FALLS INC

County/State that Generated Waste	Waste Type:	Municipal	Residual	Sewage Sludge	Infectious	Construction	Ash Residue	Asbestos	Total
06 BERKS		16.1	0	0	0	5.8	0	0	21.9
09 BUCKS		31284.1	157.3	0	0	4030	0	0	35471.4
15 CHESTER		0	74.5	0	0	0	0	0	74.5
22 DAUPHIN		0	0.9	0	0	0	0	0	0.9
38 LEBANON		0	910.6	0	0	0	0	0	910.6
39 LEHIGH		0	26.3	0	0	0	0	0	26.3
46 MONTGOMERY		0	43.9	0	0	0	0	0	43.9
51 PHILADELPHIA		87855.6	381.7	0	0	7.7	0	0	88245
67 YORK		0	449.6	0	0	0	0	0	449.6
MA MASSACHUSETTS		0	39.5	0	0	0	0	0	39.5
NC NORTH CAROLINA		0	22.9	0	0	0	0	0	22.9
NJ NEW JERSEY		14034	843.2	0	0	2.4	0	0	14879.6
NY NEW YORK		44.2	37.1	0	0	0	0	0	81.3
WV WEST VIRGINIA		0	12.8	0	0	0	0	0	12.8
Waste Totals:		133234	3000.3	0	0	4045.9	0	0	140280.2

Disposal Facility: 101538, WSI SANDY RUN LANDFILL INC.

County/State that Generated Waste	Waste Type:	Municipal	Residual	Sewage Sludge	Infectious	Construction	Ash Residue	Asbestos	Total
05 BEDFORD		7639.9	1977.4	16.6	0	120.3	0	0	9754.2
07 BLAIR		986.3	316.9	0	0	248.4	0	0	1551.6
21 CUMBERLAND		43.9	0	0	0	1197.1	0	0	1241
29 FULTON		740.1	0	0	0	79.3	0	0	819.4
31 HUNTINGDON		6749.8	8.5	21.1	0	70.5	0	0	6849.9
39 LEHIGH		78.6	0	0	0	0	0	0	78.6
44 MIFFLIN		0	233.1	0	0	0	0	0	233.1
50 PERRY		0	25.5	0	0	0	0	0	25.5
MD MARYLAND		5670.8	256.5	0	0	0	0	0	5927.3
Waste Totals:		21909.4	2817.9	37.7	0	1715.6	0	0	26480.6



Please Use
Recycled Paper

Phone: 717-783-9258
Printed: 2/10/2014

Also visit our Internet WWW Site at: <http://www.dep.state.pa.us>

DISCLAIMER: While care has been taken in the preparation of this report, there is no warranty or guarantee as to the data, calculation or content accuracy. The Commonwealth reserves the right to update or change any data or presentation format without notice or liability.

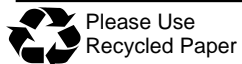
Commonwealth of Pennsylvania
 Department of Environmental Protection
 Bureau of Waste Management
 Division of Reporting and Fee Collection

 Landfill Waste Receipts
 in Tons (2000 lbs.) of Waste

For Year: Quarter:
 2013 / 4

Disposal Facility: 400561, YORK COUNTY RESOURCE RECOVERY CENTER

County/State that Generated Waste	Waste Type:	Municipal	Residual	Sewage Sludge	Infectious	Construction	Ash Residue	Asbestos	Total
01 ADAMS		3272.8	249.6	0	0	0	0	0	3522.4
06 BERKS		792.2	1.2	0	0	0	0	0	793.4
21 CUMBERLAND		5486.8	0	0	0	0	0	0	5486.8
22 DAUPHIN		3788.2	5.6	0	0	0	0	0	3793.8
35 LACKAWANNA		0	7.4	0	0	0	0	0	7.4
44 MIFFLIN		0	100.6	0	0	0	0	0	100.6
51 PHILADELPHIA		5928.8	0	0	0	0	0	0	5928.8
54 SCHUYLKILL		2.6	0	0	0	0	0	0	2.6
67 YORK		71475.6	2014	0	0	0	0	0	73489.6
MD MARYLAND		9005.2	0	0	0	0	0	0	9005.2
NJ NEW JERSEY		12285.6	0	0	0	0	0	0	12285.6
VA VIRGINIA		20	0	0	0	0	0	0	20
Waste Totals:		112057.8	2378.4	0	0	0	0	0	114436.2



Please Use
Recycled Paper

Phone: 717-783-9258
 Printed: 2/10/2014

Also visit our Internet WWW Site at: <http://www.dep.state.pa.us>

DISCLAIMER: While care has been taken in the preparation of this report, there is no warranty or guarantee as to the data, calculation or content accuracy. The Commonwealth reserves the right to update or change any data or presentation format without notice or liability.