

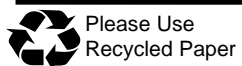
Commonwealth of Pennsylvania  
 Department of Environmental Protection  
 Bureau of Land Recycling and Waste Management  
 Division of Reporting and Fee Collection

-----  
 Landfill Waste Receipts  
 in Tons (2000 lbs.) of Waste

For Year:    Quarter:  
 2013       /       2

Disposal Facility: 100419, ADVANCED DISPOSAL SERVICES CHESTNUT VALLEY LANDFILL INC

County/State that Generated Waste	Waste Type:	Municipal	Residual	Sewage Sludge	Infectious	Construction	Ash Residue	Asbestos	Total
02 ALLEGHENY		0	563.7	0	0	0	0	0	563.7
10 BUTLER		0	11.7	0	0	0	0	0	11.7
26 FAYETTE		16436.7	7517	1594.2	0	2948.3	0	0.9	28497.1
30 GREENE		2613.2	16706.8	486.6	0	441.2	0	0	20247.8
56 SOMERSET		125.7	568.7	0	0	1.3	0	0	695.7
63 WASHINGTON		416.8	0.8	0	0	63.5	0	0	481.1
65 WESTMORELAND		1794.2	10717.6	0	0	76.1	0	0	12587.9
WV WEST VIRGINIA		18.8	284.5	0	0	732.3	0	26.1	1061.7
<b>Waste Totals:</b>		<b>21405.4</b>	<b>36370.8</b>	<b>2080.8</b>	<b>0</b>	<b>4262.7</b>	<b>0</b>	<b>27</b>	<b>64146.7</b>



Please Use  
Recycled Paper

Phone: 717-783-9258  
 Printed: 8/6/2013

Also visit our Internet WWW Site at: <http://www.dep.state.pa.us>

DISCLAIMER: While care has been taken in the preparation of this report, there is no warranty or guarantee as to the data, calculation or content accuracy. The Commonwealth reserves the right to update or change any data or presentation format without notice or liability.

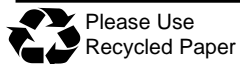
Commonwealth of Pennsylvania  
 Department of Environmental Protection  
 Bureau of Land Recycling and Waste Management  
 Division of Reporting and Fee Collection

-----  
 Landfill Waste Receipts  
 in Tons (2000 lbs.) of Waste

For Year:    Quarter:  
 2013       /       2

Disposal Facility: 101397, ADVANCED DISPOSAL SERVICES GREENTREE LANDFILL LLC.

County/State that Generated Waste	Waste Type:	Municipal	Residual	Sewage Sludge	Infectious	Construction	Ash Residue	Asbestos	Total
03 ARMSTRONG		7.2	1615.8	0	0	3.6	0	0	1626.6
06 BERKS		1116.4	0	0	0	0	0	0	1116.4
07 BLAIR		1063.7	2486.6	2088.7	0	0	0	1.6	5640.6
09 BUCKS		0	120.8	0	0	5258.7	0	0	5379.5
10 BUTLER		0	2910.1	0	0	0	0	0	2910.1
11 CAMBRIA		3.7	65.1	0	0	25.8	0	0	94.6
12 CAMERON		709.2	383.1	110.2	0	58.6	0	0	1261.1
14 CENTRE		24965.5	981.2	361	0	85.3	225.1	35.3	26653.4
16 CLARION		10066.5	5871.8	113.2	0	176.8	45.4	9.8	16283.5
17 CLEARFIELD		12273.1	2971.2	720.1	0	1893.5	0	0	17857.9
18 CLINTON		0	258.7	0	0	1	0	0	259.7
20 CRAWFORD		0	159.4	0	0	59.5	11.5	0	230.4
21 CUMBERLAND		0	0	0	0	0	0	94	94
23 DELAWARE		0	163.1	0	0	0	0	0	163.1
24 ELK		2642.1	6817.9	1002.8	0	1596.1	0	20.4	12079.3
25 ERIE		0	12.8	0	0	1	0	0	13.8
26 FAYETTE		0	77.2	0	0	0	0	0	77.2
27 FOREST		0	496.6	0	0	0	0	0	496.6
30 GREENE		0	1.5	0	0	0	0	0	1.5
31 HUNTINGDON		3.8	103.2	97.9	0	0	0	0	204.9
32 INDIANA		497.5	53.3	0	0	0.2	0	0	551
33 JEFFERSON		4450	3687.3	493.7	0	691.8	0	3.8	9326.6
41 LYCOMING		0	143.5	0	0	0	0	0	143.5
42 MCKEAN		6.3	1081.5	0	0	0	1051.7	14.4	2153.9
43 MERCER		0	1416.3	0	0	0	0	0	1416.3
44 MIFFLIN		0	0	265.1	0	0	0	0	265.1
45 MONROE		0	141.8	0	0	0	0	0	141.8
46 MONTGOMERY		0	2660.5	0	0	0	0	0	2660.5
51 PHILADELPHIA		0	277.7	0	0	0	0	0	277.7
53 POTTER		0	191.5	0	0	0	0	0	191.5
61 VENANGO		0	73.4	186.3	0	0	0	0	259.7
62 WARREN		7549.5	2218.8	238.7	0	18.6	0	24.6	10050.2
65 WESTMORELAND		0	58.6	0	0	0	0	6	64.6
CT CONNECTICUT		0	2371.5	0	0	0	0	662.8	3034.3
DE DELAWARE (ST)		0	0	11378.1	0	0	0	0	11378.1



**Commonwealth of Pennsylvania  
Department of Environmental Protection  
Bureau of Land Recycling and Waste Management  
Division of Reporting and Fee Collection**

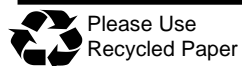
-----  
**Landfill Waste Receipts  
in Tons (2000 lbs.) of Waste**

**For Year:    Quarter:**  
**2013       /       2**

MA MASSACHUSETTS	0	48.8	0	0	0	0	0	0	48.8
NJ NEW JERSEY	51040.5	6575.9	3621.2	0	1634.5	0	53.7	62925.8	
NY NEW YORK	5783.4	457.2	2890	0	3249.8	1185.5	22.4	13588.3	
OH OHIO	0	351.3	0	0	0	0	0	351.3	
<b>Waste Totals:</b>	<b>122178.4</b>	<b>47305</b>	<b>23567</b>	<b>0</b>	<b>14754.8</b>	<b>2519.2</b>	<b>948.8</b>	<b>211273.2</b>	

**Disposal Facility: 100933, ALLIANCE SANITARY LANDFILL INC**

County/State that Generated Waste	Waste Type:	Municipal	Residual	Sewage Sludge	Infectious	Construction	Ash Residue	Asbestos	Total
08 BRADFORD		0	868.9	0	0	0	0	0	868.9
13 CARBON		95	0	0	0	0	0	0	95
19 COLUMBIA		10.1	0	0	0	0	0	0	10.1
35 LACKAWANNA		13493	704.6	53.6	0	517.1	0	0	14768.3
40 LUZERNE		19659.1	891.1	3968.1	0	52.9	0	0	24571.2
45 MONROE		1626.8	53.9	0	0	0	0	0	1680.7
48 NORTHAMPTON		0	1	0	0	0	0	0	1
52 PIKE		5218.9	19.4	0	0	0	0	0	5238.3
54 SCHUYLKILL		0	14.6	0	0	0	0	0	14.6
57 SULLIVAN		0	160.8	0	0	0	0	0	160.8
58 SUSQUEHANNA		1342.2	16386.3	18.2	0	1068.3	0	0	18815
64 WAYNE		4471.5	47	0	0	0.4	0	0	4518.9
66 WYOMING		1654.8	1900.8	0	0	11.6	0	0	3567.2
NY NEW YORK		942.6	172.2	0	0	0	0	0	1114.8
<b>Waste Totals:</b>		<b>48514</b>	<b>21220.6</b>	<b>4039.9</b>	<b>0</b>	<b>1650.3</b>	<b>0</b>	<b>0</b>	<b>75424.8</b>



Please Use  
Recycled Paper

Phone: 717-783-9258  
Printed: 8/6/2013

Also visit our Internet WWW Site at: <http://www.dep.state.pa.us>

DISCLAIMER: While care has been taken in the preparation of this report, there is no warranty or guarantee as to the data, calculation or content accuracy. The Commonwealth reserves the right to update or change any data or presentation format without notice or liability.

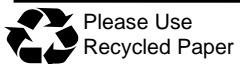
Commonwealth of Pennsylvania  
 Department of Environmental Protection  
 Bureau of Land Recycling and Waste Management  
 Division of Reporting and Fee Collection

-----  
 Landfill Waste Receipts  
 in Tons (2000 lbs.) of Waste

For Year:    Quarter:  
 2013       /       2

Disposal Facility: 100620, ALLIED WASTE SYSTEMS IMPERIAL LANDFILL

County/State that Generated Waste	Waste Type:	Municipal	Residual	Sewage Sludge	Infectious	Construction	Ash Residue	Asbestos	Total
02 ALLEGHENY		71351.3	5860.2	6432.1	0	29967.8	1202	3295.7	118109.1
04 BEAVER		2304.1	2490	0.6	0	1082.3	0	35.6	5912.6
10 BUTLER		1012.6	0	19.2	0	213.6	0	15.8	1261.2
11 CAMBRIA		0	0	0	0	0	0	6.1	6.1
25 ERIE		0	0	0	0	0	0	27.9	27.9
26 FAYETTE		0	0	0	0	0	0	10.8	10.8
30 GREENE		0	0	0	0	12.6	0	0	12.6
32 INDIANA		0	0	0	0	0	0	2.6	2.6
33 JEFFERSON		7	0	0	0	0	0	0	7
36 LANCASTER		0	0	0	0	0	0	10.2	10.2
37 LAWRENCE		0.6	6.3	0	0	8.2	0	529.7	544.8
51 PHILADELPHIA		0	0	0	0	0	0	93.1	93.1
56 SOMERSET		0	0	0	0	9.4	0	74.1	83.5
61 VENANGO		0	0	0	0	0	0	37.8	37.8
62 WARREN		0	0	0	0	0	0	4.4	4.4
63 WASHINGTON		5153.9	2247.1	87.4	0	1552.8	0	89.8	9131
65 WESTMORELAND		0	72.1	0	0	14.2	0	4.6	90.9
CT CONNECTICUT		0	3.7	0	0	0	0	20	23.7
DC DISRICT OF COLUMBIA		0	0	0	0	0	0	18.6	18.6
MA MASSACHUSETTS		0	0	0	0	0	0	9.9	9.9
MD MARYLAND		0	0	0	0	0	0	15	15
NJ NEW JERSEY		0	0	0	0	0	0	29.5	29.5
NY NEW YORK		0	231.2	0	0	0	0	188.3	419.5
OH OHIO		698.6	608.5	153.7	0	72.8	0	2708.9	4242.5
RI RHODE ISLAND		0	9.8	0	0	0	0	35.6	45.4
VA VIRGINIA		0	0	0	0	0	0	796.9	796.9
VT VERMONT		0	0	0	0	0	0	9.1	9.1
WV WEST VIRGINIA		3800.4	10.2	102.8	100.3	0	0	85.4	4099.1
<b>Waste Totals:</b>		<b>84328.5</b>	<b>11539.1</b>	<b>6795.8</b>	<b>100.3</b>	<b>32933.7</b>	<b>1202</b>	<b>8155.4</b>	<b>145054.8</b>



Commonwealth of Pennsylvania  
 Department of Environmental Protection  
 Bureau of Land Recycling and Waste Management  
 Division of Reporting and Fee Collection

-----  
 Landfill Waste Receipts  
 in Tons (2000 lbs.) of Waste

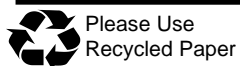
For Year:    Quarter:  
 2013       /       2

Disposal Facility: 100172, ARDEN LANDFILL INC.

County/State that Generated Waste	Waste Type:	Municipal	Residual	Sewage Sludge	Infectious	Construction	Ash Residue	Asbestos	Total
02 ALLEGHENY		23438.5	1735.8	0	0	1212.9	1222.7	0	27609.9
04 BEAVER		17470.2	496.9	84.2	0	120.6	0	0	18171.9
08 BRADFORD		0	14.8	0	0	0	0	0	14.8
26 FAYETTE		603.9	34.4	0	0	8.8	0	0	647.1
30 GREENE		1524.4	1143	0	0	1219.9	0	0	3887.3
32 INDIANA		0	0	0	0	0	2543.6	0	2543.6
63 WASHINGTON		17218.8	44896.6	1498.6	145.2	2372.9	0	0	66132.1
65 WESTMORELAND		1	177.3	0	0	31.9	0	0	210.2
OH OHIO		740.7	109.3	10.8	0	84.1	0	0	944.9
WV WEST VIRGINIA		1174.1	11291.2	0	220.2	549.4	0	0	13234.9
<b>Waste Totals:</b>		<b>62171.6</b>	<b>59899.3</b>	<b>1593.6</b>	<b>365.4</b>	<b>5600.5</b>	<b>3766.3</b>	<b>0</b>	<b>133396.7</b>

Disposal Facility: 101243, BRADFORD COUNTY SANITARY LANDFILL

County/State that Generated Waste	Waste Type:	Municipal	Residual	Sewage Sludge	Infectious	Construction	Ash Residue	Asbestos	Total
08 BRADFORD		8114.9	3826	138.8	0	4330.9	0	0	16410.6
41 LYCOMING		0	166.5	0	0	0	0	0	166.5
53 POTTER		0	0	25.9	0	2.9	0	0	28.8
57 SULLIVAN		708.3	11.4	20.9	0	467.5	0	0	1208.1
58 SUSQUEHANNA		262	0	0	0	9.9	0	0	271.9
59 TIOGA		5062.4	3359.2	343	0	336.4	0	0	9101
66 WYOMING		931.4	132.8	0	0	543.8	0	0	1608
NY NEW YORK		8.7	0	0	0	3.2	0	0	11.9
<b>Waste Totals:</b>		<b>15087.7</b>	<b>7495.9</b>	<b>528.6</b>	<b>0</b>	<b>5694.6</b>	<b>0</b>	<b>0</b>	<b>28806.8</b>



Commonwealth of Pennsylvania  
 Department of Environmental Protection  
 Bureau of Land Recycling and Waste Management  
 Division of Reporting and Fee Collection

-----  
 Landfill Waste Receipts  
 in Tons (2000 lbs.) of Waste

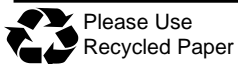
For Year:    Quarter:  
 2013       /       2

Disposal Facility: 100944, CHESTER COUNTY SWA LANCHESTER LANDFILL

County/State that Generated Waste	Waste Type:	Municipal	Residual	Sewage Sludge	Infectious	Construction	Ash Residue	Asbestos	Total
06 BERKS		6626	233.4	0	0	630.6	0	0	7490
09 BUCKS		0.5	0	0	0	7.2	0	0	7.7
15 CHESTER		61007.4	1116.1	1211.7	0	6383.8	0	24.7	69743.7
22 DAUPHIN		0	0	0	0	0	9924.3	0	9924.3
23 DELAWARE		10.3	0	0	0	5.3	0	0	15.6
24 ELK		0	0	0	0	0	0	0	0
36 LANCASTER		79.5	134.8	3.6	0	131.3	0	0	349.2
38 LEBANON		0.3	25.8	0	0	0	0	0	26.1
39 LEHIGH		0	0	0	0	0	0	0	0
46 MONTGOMERY		804.1	0	0	0	105.7	0	0.1	909.9
51 PHILADELPHIA		0	0	0	0	0	0	53.2	53.2
54 SCHUYLKILL		0	0	0	0	2.6	0	0	2.6
67 YORK		0	0	0	0	0	2554.6	0	2554.6
DE DELAWARE (ST)		0	410.6	0	0	0	0	0	410.6
NJ NEW JERSEY		0	0	0	0	0	0	0	0
<b>Waste Totals:</b>		<b>68528.1</b>	<b>1920.7</b>	<b>1215.3</b>	<b>0</b>	<b>7266.5</b>	<b>12478.9</b>	<b>78</b>	<b>91487.5</b>

Disposal Facility: 100022, CHRIN BROTHERS SANITARY LANDFILL

County/State that Generated Waste	Waste Type:	Municipal	Residual	Sewage Sludge	Infectious	Construction	Ash Residue	Asbestos	Total
06 BERKS		32.8	0	0	0	10.1	0	0	42.9
09 BUCKS		847.6	0	0	0	470.7	0	0	1318.3
13 CARBON		103.1	0	0	0	67.9	0	0	171
15 CHESTER		0	0	0	0	1.7	0	0	1.7
39 LEHIGH		9709.2	407.6	0	0	2415.7	0	50	12582.5
45 MONROE		3507.7	0	0	0	1255.6	0	0	4763.3
46 MONTGOMERY		0	0	0	0	0.7	0	0	0.7
48 NORTHAMPTON		14311.6	1777	0	0	6202.7	0	26.8	22318.1
52 PIKE		0	0	0	0	74.6	0	0	74.6
64 WAYNE		0	0	0	0	0	0	3.7	3.7
NJ NEW JERSEY		4304.6	23.9	0	0	1695.9	0	72.7	6097.1
<b>Waste Totals:</b>		<b>32816.6</b>	<b>2208.5</b>	<b>0</b>	<b>0</b>	<b>12195.6</b>	<b>0</b>	<b>153.2</b>	<b>47373.9</b>



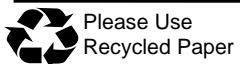
Commonwealth of Pennsylvania  
 Department of Environmental Protection  
 Bureau of Land Recycling and Waste Management  
 Division of Reporting and Fee Collection

-----  
 Landfill Waste Receipts  
 in Tons (2000 lbs.) of Waste

For Year:    Quarter:  
 2013       /       2

Disposal Facility: 100955, CLINTON COUNTY SWA WAYNE TOWNSHIP LANDFILL

County/State that Generated Waste	Waste Type:	Municipal	Residual	Sewage Sludge	Infectious	Construction	Ash Residue	Asbestos	Total
07 BLAIR		0	1.1	0	0	87.5	0	4.2	92.8
08 BRADFORD		0	0	0	0	6.3	0	0	6.3
11 CAMBRIA		0	0	0	0	0	0	2.1	2.1
12 CAMERON		0	0	0	0	0	0	0.1	0.1
14 CENTRE		694.6	192.7	653.8	0	15	0	77	1633.1
15 CHESTER		0	0	0	0	0	0	0.9	0.9
17 CLEARFIELD		595.8	0	0	0	60.9	0	3.4	660.1
18 CLINTON		7248.4	2860.9	899.3	0.2	1534.3	0	11	12554.1
19 COLUMBIA		300.6	2101	0	0	219.6	0	1.3	2622.5
21 CUMBERLAND		0	0	0	0	108	0	2.5	110.5
22 DAUPHIN		0	0	0	0	20.3	0	1.6	21.9
24 ELK		0	0	0	0	0	0	2.1	2.1
31 HUNTINGDON		13.1	0	0	0	0	0	0	13.1
32 INDIANA		0	0	0	0	0	0	3.3	3.3
33 JEFFERSON		0	0	0	0	62.9	0	0.6	63.5
34 JUNIATA		0	540.3	0	0	0	0	0	540.3
36 LANCASTER		0	0	0	0	0	0	2.9	2.9
39 LEHIGH		21.7	0	0	0	0	0	0	21.7
40 LUZERNE		18.1	86.5	0	0	0	0	0.2	104.8
41 LYCOMING		6002.6	24462.7	194.7	0	3056.3	0	25.2	33741.5
44 MIFFLIN		8.2	127.5	0	0	76.8	0	2.8	215.3
47 MONTOUR		0	0	0	0	130.1	0	0	130.1
48 NORTHAMPTON		37.8	0	0	0	0	0	1.3	39.1
49 NORTHUMBERLAND		17478	57	0	0	96.9	0	3.5	17635.4
53 POTTER		0	0	0	0	0.6	0	0	0.6
54 SCHUYLKILL		337.8	801.7	0	0	60.7	0	0	1200.2
55 SNYDER		0	146.2	0	0	0	0	0	146.2
57 SULLIVAN		0.6	0	0	0	0	0	0	0.6
59 TIOGA		21.1	63.3	0	0	21.7	0	0	106.1
60 UNION		0	45.3	0	0	20.2	0	4.7	70.2
62 WARREN		0	0	0	0	0	0	0.3	0.3
67 YORK		0	0	0	0	0	0	6.1	6.1
<b>Waste Totals:</b>		<b>32778.4</b>	<b>31486.2</b>	<b>1747.8</b>	<b>0.2</b>	<b>5578.1</b>	<b>0</b>	<b>157.1</b>	<b>71747.8</b>



Commonwealth of Pennsylvania  
 Department of Environmental Protection  
 Bureau of Land Recycling and Waste Management  
 Division of Reporting and Fee Collection

-----  
 Landfill Waste Receipts  
 in Tons (2000 lbs.) of Waste

For Year:    Quarter:  
 2013       /       2

Disposal Facility: 101615, COMMONWEALTH ENVIRONMENTAL SYSTEMS LANDFILL

County/State that Generated Waste	Waste Type:	Municipal	Residual	Sewage Sludge	Infectious	Construction	Ash Residue	Asbestos	Total
06 BERKS		3255.1	259.3	16.2	0	0	0	0	3530.6
09 BUCKS		0	139.6	0	0	0	0	0	139.6
13 CARBON		5027	0	0	0	108.4	0	0	5135.4
21 CUMBERLAND		291.4	0	0	0	55.1	0	0	346.5
22 DAUPHIN		0	261.2	0	0	1508.8	0	0	1770
38 LEBANON		0	749.4	0	0	0	0	0	749.4
39 LEHIGH		179.8	0	0	0	0	0	0	179.8
40 LUZERNE		11425.3	1450.9	1214.3	73.1	254.3	0	0	14417.9
45 MONROE		170.8	0	0	0	0	0	0	170.8
49 NORTHUMBERLAND		460.6	112.4	0	0	265	0	0	838
54 SCHUYLKILL		28893	2815.6	523.7	44.5	1910.2	0	0	34187
58 SUSQUEHANNA		0	946	0	0	0	0	0	946
NJ NEW JERSEY		9557.6	22	0	0	9999.4	0	0	19579
NY NEW YORK		40530.8	2728.5	1256.8	0	628.5	0	0	45144.6
<b>Waste Totals:</b>		<b>99791.4</b>	<b>9484.9</b>	<b>3011</b>	<b>117.6</b>	<b>14729.7</b>	<b>0</b>	<b>0</b>	<b>127134.6</b>



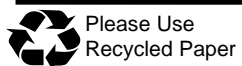
Commonwealth of Pennsylvania  
 Department of Environmental Protection  
 Bureau of Land Recycling and Waste Management  
 Division of Reporting and Fee Collection

-----  
 Landfill Waste Receipts  
 in Tons (2000 lbs.) of Waste

For Year:    Quarter:  
 2013       /       2

Disposal Facility: 101509, CONNESTOGA LANDFILL

County/State that Generated Waste	Waste Type:	Municipal	Residual	Sewage Sludge	Infectious	Construction	Ash Residue	Asbestos	Total
06 BERKS		20678.2	2762.6	109.7	4569.5	351.6	0	27.9	28499.5
09 BUCKS		11.5	142	0	0	0	0	2.9	156.4
15 CHESTER		0	1984	5.8	0	0	0	0	1989.8
21 CUMBERLAND		0.8	0	0	0	0	0	0	0.8
22 DAUPHIN		0	16.8	0	0	0	0	0	16.8
23 DELAWARE		0	966.5	0	0	260.5	33.9	69.8	1330.7
36 LANCASTER		0	446	0	0	0	0	0	446
38 LEBANON		0	0	0	0	0	0	2.9	2.9
39 LEHIGH		1009.2	229.5	0	0	0	0	2.1	1240.8
46 MONTGOMERY		16718	1954.6	0	56.3	211.1	0	4.9	18944.9
48 NORTHAMPTON		0	0	0	436.7	0	0	0	436.7
51 PHILADELPHIA		32249.5	5873.2	0	59.4	3481.1	138	25.3	41826.5
54 SCHUYLKILL		0	0	0	0	0	46.2	0	46.2
DC DISRICT OF COLUMBIA		19.8	23	0	0	0	0	0	42.8
DE DELAWARE (ST)		0	100.5	0	0	0	0	1.8	102.3
MD MARYLAND		0	94.3	0	0	0	0	0	94.3
NJ NEW JERSEY		26184.2	469	0	0	0	0	703.9	27357.1
NY NEW YORK		0	2634.5	0	0	0	0	256.2	2890.7
<b>Waste Totals:</b>		<b>96871.2</b>	<b>17696.5</b>	<b>115.5</b>	<b>5121.9</b>	<b>4304.3</b>	<b>218.1</b>	<b>1097.7</b>	<b>125425.2</b>



Please Use  
Recycled Paper

Phone: 717-783-9258  
 Printed: 8/6/2013

Also visit our Internet WWW Site at: <http://www.dep.state.pa.us>

DISCLAIMER: While care has been taken in the preparation of this report, there is no warranty or guarantee as to the data, calculation or content accuracy. The Commonwealth reserves the right to update or change any data or presentation format without notice or liability.

Commonwealth of Pennsylvania  
 Department of Environmental Protection  
 Bureau of Land Recycling and Waste Management  
 Division of Reporting and Fee Collection

-----  
 Landfill Waste Receipts  
 in Tons (2000 lbs.) of Waste

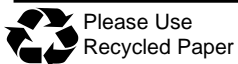
For Year:    Quarter:  
 2013       /       2

Disposal Facility: 400593, COVANTA DELAWARE VALLEY

County/State that Generated Waste	Waste Type:	Municipal	Residual	Sewage Sludge	Infectious	Construction	Ash Residue	Asbestos	Total
09 BUCKS		0	8.8	0	0	0	0	0	8.8
15 CHESTER		10.7	0	0	0	0	0	0	10.7
23 DELAWARE		95495.8	492.6	0	0	0	0	0	95988.4
39 LEHIGH		0	345.3	0	0	0	0	0	345.3
46 MONTGOMERY		143.5	8.6	0	0	0	0	0	152.1
51 PHILADELPHIA		75045.9	1458.4	0	0	0	0	0	76504.3
CT CONNECTICUT		988.4	0	0	0	0	0	0	988.4
DE DELAWARE (ST)		6363.3	3043.5	0	0	0	0	0	9406.8
MD MARYLAND		8210	0	0	0	0	0	0	8210
NC NORTH CAROLINA		0	5.4	0	0	0	0	0	5.4
NJ NEW JERSEY		30923.5	3433.8	0	0	0	0	0	34357.3
NY NEW YORK		69736.2	55.8	0	0	0	0	0	69792
PR PUERTO RICO		0	379.7	0	0	0	0	0	379.7
VA VIRGINIA		256.4	456.6	0	0	0	0	0	713
<b>Waste Totals:</b>		<b>287173.7</b>	<b>9688.5</b>	<b>0</b>	<b>0</b>	<b>0</b>	<b>0</b>	<b>0</b>	<b>296862.2</b>

Disposal Facility: 400558, COVANTA PLYMOUTH RENEWABLE ENERGY

County/State that Generated Waste	Waste Type:	Municipal	Residual	Sewage Sludge	Infectious	Construction	Ash Residue	Asbestos	Total
06 BERKS		937.7	20.5	0	0	0	0	0	958.2
09 BUCKS		8092.9	134.5	0	0	0	0	0	8227.4
15 CHESTER		0	125.1	0	0	0	0	0	125.1
23 DELAWARE		1200.2	140.6	0	0	0	0	0	1340.8
39 LEHIGH		627.9	535.7	0	0	0	0	0	1163.6
46 MONTGOMERY		90813.6	2247.6	0	0	0	0	0	93061.2
51 PHILADELPHIA		5620.1	308.2	0	0	0	0	0	5928.3
NJ NEW JERSEY		1603.7	0	0	0	0	0	0	1603.7
NY NEW YORK		2330.6	0	0	0	0	0	0	2330.6
<b>Waste Totals:</b>		<b>111226.7</b>	<b>3512.2</b>	<b>0</b>	<b>0</b>	<b>0</b>	<b>0</b>	<b>0</b>	<b>114738.9</b>



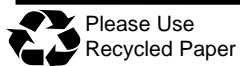
Commonwealth of Pennsylvania  
 Department of Environmental Protection  
 Bureau of Land Recycling and Waste Management  
 Division of Reporting and Fee Collection

-----  
 Landfill Waste Receipts  
 in Tons (2000 lbs.) of Waste

For Year:    Quarter:  
 2013       /       2

Disposal Facility: 100945, CUMBERLAND COUNTY LANDFILL

County/State that Generated Waste	Waste Type:	Municipal	Residual	Sewage Sludge	Infectious	Construction	Ash Residue	Asbestos	Total
01 ADAMS		1834.8	68.7	0	0	280.5	0	0	2184
06 BERKS		707.6	945.7	1590.2	0	115.9	0	15.4	3374.8
09 BUCKS		0	112.5	59.1	0	0	0	0	171.6
15 CHESTER		0	231.7	0	0	0	0	0	231.7
21 CUMBERLAND		11989.9	4230.5	589.3	0	11061.1	0	942.5	28813.3
22 DAUPHIN		19.6	24	0	0	74	0	158.6	276.2
28 FRANKLIN		2322.1	103.4	65.8	0	240.7	0	30.8	2762.8
31 HUNTINGDON		1	172.5	0	0	8.4	0	0	181.9
34 JUNIATA		0	0	0	0	113.7	0	0	113.7
36 LANCASTER		0	189.9	0	0	0	0	21.6	211.5
38 LEBANON		0	2639.3	0	0	0	0	219.3	2858.6
39 LEHIGH		9289.2	0	0	0	0	0	0	9289.2
44 MIFFLIN		0	118.1	0	0	47.8	0	0	165.9
46 MONTGOMERY		0	85.5	222.8	0	0	0	0	308.3
48 NORTHAMPTON		8248.1	0	0	0	0	0	0	8248.1
50 PERRY		1770.5	51.7	216.7	0	384.6	0	0	2423.5
51 PHILADELPHIA		2455.3	15	0	0	0	0	1091.4	3561.7
54 SCHUYLKILL		234.4	0	0	0	531.1	0	0	765.5
67 YORK		16.1	11888	11.9	0	269.2	0	2.6	12187.8
DE DELAWARE (ST)		0	0	0	0	545	0	0	545
MD MARYLAND		11702.7	1481.5	0	0	0	0	0.6	13184.8
NJ NEW JERSEY		79173.1	13928.1	2167.2	0	23.7	0	240.8	95532.9
NY NEW YORK		4	261.9	744.5	0	0	0	432.4	1442.8
WV WEST VIRGINIA		0	0	0	0	0	0	11.1	11.1
<b>Waste Totals:</b>		<b>129768.4</b>	<b>36548</b>	<b>5667.5</b>	<b>0</b>	<b>13695.7</b>	<b>0</b>	<b>3167.1</b>	<b>188846.7</b>



Commonwealth of Pennsylvania  
 Department of Environmental Protection  
 Bureau of Land Recycling and Waste Management  
 Division of Reporting and Fee Collection

-----  
 Landfill Waste Receipts  
 in Tons (2000 lbs.) of Waste

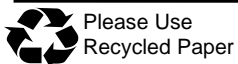
For Year:    Quarter:  
 2013       /       2

Disposal Facility: 100345, DELAWARE COUNTY SWA ROLLING HILLS LANDFILL

County/State that Generated Waste	Waste Type:	Municipal	Residual	Sewage Sludge	Infectious	Construction	Ash Residue	Asbestos	Total
06 BERKS		14804	12056.4	61.7	0	809.4	10609.6	7.8	38348.9
15 CHESTER		1979.3	0	0	0	36.7	0	0	2016
23 DELAWARE		32.6	0	0	0	0	96942.4	0	96975
46 MONTGOMERY		3308.6	438.8	0	0	0	30250.5	0	33997.9
NJ NEW JERSEY		0	207.5	0	0	22807.9	12388.3	0	35403.7
<b>Waste Totals:</b>		<b>20124.5</b>	<b>12702.7</b>	<b>61.7</b>	<b>0</b>	<b>23654</b>	<b>150190.8</b>	<b>7.8</b>	<b>206741.5</b>

Disposal Facility: 100434, EVERGREEN LANDFILL

County/State that Generated Waste	Waste Type:	Municipal	Residual	Sewage Sludge	Infectious	Construction	Ash Residue	Asbestos	Total
02 ALLEGHENY		0	3.1	0	0	0.3	0	0	3.4
03 ARMSTRONG		3704.9	2325.5	66.3	0	68.2	0	0	6164.9
05 BEDFORD		0	0	0	0	1.3	0	0	1.3
07 BLAIR		0	8.6	0	0	0	0	0	8.6
11 CAMBRIA		12.9	8.5	0	0	10	0	0	31.4
14 CENTRE		0	144.3	0	0	0	0	0	144.3
17 CLEARFIELD		0	6.3	0	0	0	0	0	6.3
32 INDIANA		9840.7	3781.4	708.9	0	2651.8	0	0	16982.8
33 JEFFERSON		238.9	19.6	216.4	0	98.3	0	0	573.2
56 SOMERSET		0	72.5	0	0	11.1	0	0	83.6
65 WESTMORELAND		5310.7	1066.1	93	0	324.5	0	0	6794.3
<b>Waste Totals:</b>		<b>19108.1</b>	<b>7435.9</b>	<b>1084.6</b>	<b>0</b>	<b>3165.5</b>	<b>0</b>	<b>0</b>	<b>30794.1</b>



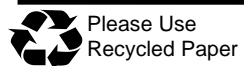
Commonwealth of Pennsylvania  
 Department of Environmental Protection  
 Bureau of Land Recycling and Waste Management  
 Division of Reporting and Fee Collection

-----  
 Landfill Waste Receipts  
 in Tons (2000 lbs.) of Waste

For Year:    Quarter:  
 2013       /       2

Disposal Facility: 101680, G.R.O.W.S. NORTH

County/State that Generated Waste	Waste Type:	Municipal	Residual	Sewage Sludge	Infectious	Construction	Ash Residue	Asbestos	Total
06 BERKS		8.8	78	0	0	0	0	4.8	91.6
09 BUCKS		16967.6	20057.4	1380.7	77.5	1565.3	16160.8	8.6	56217.9
13 CARBON		2.4	0	0	0	0	0	0	2.4
15 CHESTER		4.2	132.3	0	0	1.8	0	0	138.3
23 DELAWARE		4333.9	36.1	357.7	98.2	139.4	522.9	0	5488.2
39 LEHIGH		72	2617	0	0	0	0	1.5	2690.5
41 LYCOMING		0	0	0	0	0	0	1.4	1.4
45 MONROE		0	0	0	0	0	0	0.1	0.1
46 MONTGOMERY		15350.8	24634	959.7	46.1	74.2	55.3	0.4	41120.5
48 NORTHAMPTON		0.8	432.5	0	0	0	0	0	433.3
51 PHILADELPHIA		69758.9	1652.3	1555.8	433.4	1534.9	0	29	74964.3
64 WAYNE		0.2	0	0	0	0	0	5.6	5.8
CT CONNECTICUT		0	178.2	0	0	0.7	0	64.1	243
DE DELAWARE (ST)		0	1457.8	0	0	21.3	0	100.9	1580
MD MARYLAND		0	0	0	0	5.8	0	0	5.8
NJ NEW JERSEY		122507.9	29228.1	7328.8	0	59009.2	27854	919	246847
NY NEW YORK		184254	2814.8	1283.6	19.5	6375.3	0	507.2	195254.4
VA VIRGINIA		0	0	0	0	0	0	2.8	2.8
<b>Waste Totals:</b>		<b>413261.5</b>	<b>83318.5</b>	<b>12866.3</b>	<b>674.7</b>	<b>68727.9</b>	<b>44593</b>	<b>1645.4</b>	<b>625087.3</b>



Commonwealth of Pennsylvania  
 Department of Environmental Protection  
 Bureau of Land Recycling and Waste Management  
 Division of Reporting and Fee Collection

-----  
 Landfill Waste Receipts  
 in Tons (2000 lbs.) of Waste

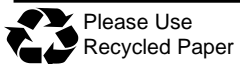
For Year:    Quarter:  
 2013       /       2

Disposal Facility: 100265, GRAND CENTRAL SANITARY LANDFILL INC

County/State that Generated Waste	Waste Type:	Municipal	Residual	Sewage Sludge	Infectious	Construction	Ash Residue	Asbestos	Total
06 BERKS		1263.5	26.3	2.9	6.4	363	0	0	1662.1
09 BUCKS		17.7	35.7	0	37.3	1.9	0	0	92.6
13 CARBON		1716.4	112.7	203.6	0	249.2	0	0	2281.9
35 LACKAWANNA		0.2	0	0	117.2	0	0	0	117.4
39 LEHIGH		29417.9	571.8	1205.6	289.2	56.5	0	1.3	31542.3
40 LUZERNE		31.7	192.9	0	0	8.2	0	0	232.8
45 MONROE		16390.8	633	0	1402.7	2059.9	0	9.2	20495.6
46 MONTGOMERY		0	57.3	5.4	165.9	0	0	0	228.6
48 NORTHAMPTON		21496.2	1709.4	979.2	574.4	1806.2	0	2.4	26567.8
52 PIKE		564.9	0	0	0	84.3	0	0	649.2
54 SCHUYLKILL		0	41.7	0	0	0	0	0	41.7
CT CONNECTICUT		0	0	0	0	22.5	23.8	0	46.3
NJ NEW JERSEY		1310.4	494.8	390.5	0	300.5	0	460.7	2956.9
NY NEW YORK		62.7	1376.2	0	143.6	0.5	18556.3	0	20139.3
<b>Waste Totals:</b>		<b>72272.4</b>	<b>5251.8</b>	<b>2787.2</b>	<b>2736.7</b>	<b>4952.7</b>	<b>18580.1</b>	<b>473.6</b>	<b>107054.5</b>

Disposal Facility: 101544, GREATER LEBANON REFUSE AUTHORITY LANDFILL

County/State that Generated Waste	Waste Type:	Municipal	Residual	Sewage Sludge	Infectious	Construction	Ash Residue	Asbestos	Total
38 LEBANON		21383.3	2655.7	667	0	3919.8	0	0	28625.8
<b>Waste Totals:</b>		<b>21383.3</b>	<b>2655.7</b>	<b>667</b>	<b>0</b>	<b>3919.8</b>	<b>0</b>	<b>0</b>	<b>28625.8</b>



Commonwealth of Pennsylvania  
 Department of Environmental Protection  
 Bureau of Land Recycling and Waste Management  
 Division of Reporting and Fee Collection

-----  
 Landfill Waste Receipts  
 in Tons (2000 lbs.) of Waste

For Year:    Quarter:  
 2013       /       2

Disposal Facility: 100281, GREENRIDGE RECLAMATION LANDFILL

County/State that Generated Waste	Waste Type:	Municipal	Residual	Sewage Sludge	Infectious	Construction	Ash Residue	Asbestos	Total
02 ALLEGHENY		16086.9	2065.9	1338.4	0	1913.1	0	0	21404.3
03 ARMSTRONG		0	62.6	0	0	8.5	0	0	71.1
10 BUTLER		0	0	96	0	0	0	0	96
26 FAYETTE		856.8	345.2	61.3	0	659.5	0	0.4	1923.2
32 INDIANA		0	0	0	0	45.6	0	0	45.6
41 LYCOMING		0	3.8	0	0	0	0	0	3.8
56 SOMERSET		279.4	0	0	0	60.6	0	0	340
63 WASHINGTON		551.9	0	469.7	0	23.3	0	0	1044.9
65 WESTMORELAND		15415.5	12827.1	2729.1	0	4340.8	0	9.2	35321.7
NJ NEW JERSEY		0	237	0	0	0	0	0	237
WV WEST VIRGINIA		0	5918.8	0	0	0	0	12.4	5931.2
<b>Waste Totals:</b>		<b>33190.5</b>	<b>21460.4</b>	<b>4694.5</b>	<b>0</b>	<b>7051.4</b>	<b>0</b>	<b>22</b>	<b>66418.8</b>

Disposal Facility: 100992, HARRISBURG M E R&R FACILITY RESIDUE DISPOSAL AREA B

County/State that Generated Waste	Waste Type:	Municipal	Residual	Sewage Sludge	Infectious	Construction	Ash Residue	Asbestos	Total
22 DAUPHIN		0	0	0	0	0	19070.4	0	19070.4
<b>Waste Totals:</b>		<b>0</b>	<b>0</b>	<b>0</b>	<b>0</b>	<b>0</b>	<b>19070.4</b>	<b>0</b>	<b>19070.4</b>

Commonwealth of Pennsylvania  
 Department of Environmental Protection  
 Bureau of Land Recycling and Waste Management  
 Division of Reporting and Fee Collection

-----  
 Landfill Waste Receipts  
 in Tons (2000 lbs.) of Waste

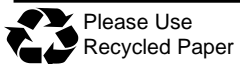
For Year:    Quarter:  
 2013       /       2

Disposal Facility: 100758, HARRISBURG MATERIALS ENERGY RECYCLING & RECOVERY FACILITY

County/State that Generated Waste	Waste Type:	Municipal	Residual	Sewage Sludge	Infectious	Construction	Ash Residue	Asbestos	Total
19 COLUMBIA		22.7	0	0	0	0	0	0	22.7
21 CUMBERLAND		6122.9	155.5	0	0	196.5	0	0	6474.9
22 DAUPHIN		40883.8	80.1	0	0	939.7	0	0	41903.6
28 FRANKLIN		0	59.5	0	0	0	0	0	59.5
38 LEBANON		0	0	0	0	2.3	0	0	2.3
40 LUZERNE		0	79.9	0	0	0	0	0	79.9
41 LYCOMING		0	8.1	0	0	0	0	0	8.1
50 PERRY		385.8	0	0	0	3.7	0	0	389.5
51 PHILADELPHIA		761.6	0	0	0	0	0	0	761.6
54 SCHUYLKILL		107.9	43	0	0	0	0	0	150.9
NC NORTH CAROLINA		0	16.7	0	0	0	0	0	16.7
NJ NEW JERSEY		21196.5	0	0	0	0	0	0	21196.5
<b>Waste Totals:</b>		<b>69481.2</b>	<b>442.8</b>	<b>0</b>	<b>0</b>	<b>1142.2</b>	<b>0</b>	<b>0</b>	<b>71066.2</b>

Disposal Facility: 100020, IESI PA BETHLEHEM LANDFILL CORP.

County/State that Generated Waste	Waste Type:	Municipal	Residual	Sewage Sludge	Infectious	Construction	Ash Residue	Asbestos	Total
06 BERKS		0	0	0	0	1.4	0	0	1.4
09 BUCKS		3241.2	559.7	0	0	2535.3	0	0	6336.2
36 LANCASTER		0	0	0	0	2.1	0	0	2.1
39 LEHIGH		7157.9	914.4	0	0	437.4	0	0	8509.7
46 MONTGOMERY		0.5	650.3	0	0	137.4	0	0	788.2
48 NORTHAMPTON		20117.6	362.6	0	0	1297.8	0	0	21778
51 PHILADELPHIA		0	0	0	0	384.1	0	0	384.1
NJ NEW JERSEY		7564.2	654.6	0	0	13505.7	0	123.2	21847.7
NY NEW YORK		35512.2	0	0	0	8754.3	0	29.8	44296.3
<b>Waste Totals:</b>		<b>73593.6</b>	<b>3141.6</b>	<b>0</b>	<b>0</b>	<b>27055.5</b>	<b>0</b>	<b>153</b>	<b>103943.7</b>





Commonwealth of Pennsylvania  
 Department of Environmental Protection  
 Bureau of Land Recycling and Waste Management  
 Division of Reporting and Fee Collection

-----  
 Landfill Waste Receipts  
 in Tons (2000 lbs.) of Waste

For Year:    Quarter:  
 2013       /       2

Disposal Facility: 100934, IESI PA BLUE RIDGE LANDFILL CORP

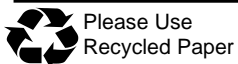
County/State that Generated Waste	Waste Type:	Municipal	Residual	Sewage Sludge	Infectious	Construction	Ash Residue	Asbestos	Total
01 ADAMS		4391.2	130.7	0	0	1595.6	0	0	6117.5
21 CUMBERLAND		3887.5	215.3	221.8	0	344.4	0	0	4669
22 DAUPHIN		0	0	8.2	0	99.9	0	0	108.1
28 FRANKLIN		16524.6	4134.7	1649.4	0	2436.9	0	0	24745.6
29 FULTON		31.7	0	0	0	11.6	0	0	43.3
48 NORTHAMPTON		0	0	0	0	2.2	0	0	2.2
50 PERRY		28.7	0	0	0	22.3	0	0	51
67 YORK		0	0	0	0	122.7	0	0	122.7
DC DISRICT OF COLUMBIA		45129.6	0	0	0	0	0	0	45129.6
MD MARYLAND		42454.4	375.8	0	0	223.5	0	46.4	43100.1
NY NEW YORK		8021.7	0	0	0	0	0	0	8021.7
WV WEST VIRGINIA		436	0	0	0	51	0	0	487
<b>Waste Totals:</b>		<b>120905.4</b>	<b>4856.5</b>	<b>1879.4</b>	<b>0</b>	<b>4910.1</b>	<b>0</b>	<b>46.4</b>	<b>132597.8</b>

Disposal Facility: 101439, JOSEPH J BRUNNER INC LANDFILL

County/State that Generated Waste	Waste Type:	Municipal	Residual	Sewage Sludge	Infectious	Construction	Ash Residue	Asbestos	Total
02 ALLEGHENY		5073.1	17.5	272.8	0	0	0	0	5363.4
04 BEAVER		5910.2	2411	1848.3	0	0	0	0	10169.5
10 BUTLER		973.7	27.5	836.8	0	0	0	0	1838
37 LAWRENCE		56	0	43.8	0	0	0	0	99.8
<b>Waste Totals:</b>		<b>12013</b>	<b>2456</b>	<b>3001.7</b>	<b>0</b>	<b>0</b>	<b>0</b>	<b>0</b>	<b>17470.7</b>

Disposal Facility: 100663, KELLY RUN SANITATION INC LANDFILL

County/State that Generated Waste	Waste Type:	Municipal	Residual	Sewage Sludge	Infectious	Construction	Ash Residue	Asbestos	Total
02 ALLEGHENY		13214.9	4678.9	50	0	2750.5	0	0	20694.3
26 FAYETTE		719.8	70.9	230.7	0	190.9	0	0	1212.3
30 GREENE		105.6	20.9	0	0	3.6	0	0	130.1
63 WASHINGTON		1059.6	412.4	177.3	0	166.2	0	0	1815.5
65 WESTMORELAND		1846.1	13.9	0	0	132	0	0	1992
<b>Waste Totals:</b>		<b>16946</b>	<b>5197</b>	<b>458</b>	<b>0</b>	<b>3243.2</b>	<b>0</b>	<b>0</b>	<b>25844.2</b>



Commonwealth of Pennsylvania  
 Department of Environmental Protection  
 Bureau of Land Recycling and Waste Management  
 Division of Reporting and Fee Collection

-----  
 Landfill Waste Receipts  
 in Tons (2000 lbs.) of Waste

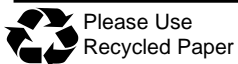
For Year:    Quarter:  
 2013       /       2

Disposal Facility: 101247, KEYSTONE SANITARY LANDFILL

County/State that Generated Waste	Waste Type:	Municipal	Residual	Sewage Sludge	Infectious	Construction	Ash Residue	Asbestos	Total
08 BRADFORD		7.7	20910.2	0	0	0	0	0	20917.9
13 CARBON		39.4	0	0	0	0	0	0	39.4
35 LACKAWANNA		42661.7	1342.4	6308	0	2245.6	0	2.9	52560.6
38 LEBANON		0.4	0	0	0	0	0	0	0.4
39 LEHIGH		317.9	0	0	0	0	0	0	317.9
40 LUZERNE		26363.9	3727.3	2286.6	0	2342.9	0	12.8	34733.5
41 LYCOMING		0	13315.4	0	0	0	0	0	13315.4
45 MONROE		9561.5	218.7	779.2	0	344.7	0	0	10904.1
48 NORTHAMPTON		0	0	246.9	0	0	0	0	246.9
52 PIKE		2115.1	63.3	0	0	108.7	0	0	2287.1
57 SULLIVAN		0	8.1	0	0	72.7	0	0	80.8
58 SUSQUEHANNA		4145.5	57123	43.2	0	2041	0	0	63352.7
64 WAYNE		1587.1	8.3	269	0	565.7	0	1.1	2431.2
66 WYOMING		1300.2	3582.7	93.5	0	58.7	0	0	5035.1
CT CONNECTICUT		1952.6	0	0	0	0	0	0	1952.6
NJ NEW JERSEY		130700.6	1114.6	0	0	40	0	0	131855.2
NY NEW YORK		174522.3	552	0	0	105.6	0	0	175179.9
<b>Waste Totals:</b>		<b>395275.9</b>	<b>101966</b>	<b>10026.4</b>	<b>0</b>	<b>7925.6</b>	<b>0</b>	<b>16.8</b>	<b>515210.7</b>

Disposal Facility: 100329, LAKE VIEW LANDFILL

County/State that Generated Waste	Waste Type:	Municipal	Residual	Sewage Sludge	Infectious	Construction	Ash Residue	Asbestos	Total
16 CLARION		0	8.3	0	0	0	0	0	8.3
20 CRAWFORD		2796.5	939.7	1170.5	0	596.1	0	2.5	5505.3
25 ERIE		39544	8779.3	2994.9	0	6166.5	975.1	111	58570.8
43 MERCER		2508.1	33.6	0	0	8.9	0	0	2550.6
61 VENANGO		0	3.2	0	0	0	0	0	3.2
62 WARREN		0	57.7	0	0	22.6	0	0	80.3
<b>Waste Totals:</b>		<b>44848.6</b>	<b>9821.8</b>	<b>4165.4</b>	<b>0</b>	<b>6794.1</b>	<b>975.1</b>	<b>113.5</b>	<b>66718.5</b>



Commonwealth of Pennsylvania  
 Department of Environmental Protection  
 Bureau of Land Recycling and Waste Management  
 Division of Reporting and Fee Collection

-----  
 Landfill Waste Receipts  
 in Tons (2000 lbs.) of Waste

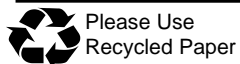
For Year:    Quarter:  
 2013       /       2

Disposal Facility: 101534, LAUREL HIGHLANDS LANDFILL INC

County/State that Generated Waste	Waste Type:	Municipal	Residual	Sewage Sludge	Infectious	Construction	Ash Residue	Asbestos	Total
05 BEDFORD		0	0	0	0	7	0	0	7
07 BLAIR		6044.3	2144.4	744.5	0	1495.7	0	0	10428.9
11 CAMBRIA		9402.1	4875.8	1441.8	0	1403.5	19.3	0	17142.5
17 CLEARFIELD		23.5	0	68.1	0	6.9	0	0	98.5
31 HUNTINGDON		0	230.4	0	0	0	0	0	230.4
32 INDIANA		311.5	0	0	0	85.1	0	0	396.6
33 JEFFERSON		74.5	0	0	0	39.8	0	0	114.3
34 JUNIATA		48	0	0	0	0	0	0	48
44 MIFFLIN		10713.2	0	295.9	0	0	0	0	11009.1
56 SOMERSET		9.8	0	0	0	0	0	0	9.8
65 WESTMORELAND		273.3	374.1	0	0	0.5	0	0	647.9
<b>Waste Totals:</b>		<b>26900.2</b>	<b>7624.7</b>	<b>2550.3</b>	<b>0</b>	<b>3038.5</b>	<b>19.3</b>	<b>0</b>	<b>40133</b>

Disposal Facility: 101389, LCSWMA FREY FARM LANDFILL

County/State that Generated Waste	Waste Type:	Municipal	Residual	Sewage Sludge	Infectious	Construction	Ash Residue	Asbestos	Total
21 CUMBERLAND		0	14.9	0	0	0	0	0	14.9
22 DAUPHIN		0	38.1	0	0	0	9176.8	0	9214.9
36 LANCASTER		6894.5	16427.5	3459.4	164.6	15513.2	22794.8	0.4	65254.4
38 LEBANON		0	273.3	0	0	0	0	0	273.3
50 PERRY		0	9.3	0	0	0	0	0	9.3
67 YORK		0	911.7	0	0	0	0	0	911.7
DE DELAWARE (ST)		0	17.4	0	0	0	0	0	17.4
<b>Waste Totals:</b>		<b>6894.5</b>	<b>17692.2</b>	<b>3459.4</b>	<b>164.6</b>	<b>15513.2</b>	<b>31971.6</b>	<b>0.4</b>	<b>75695.9</b>



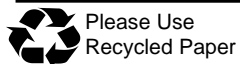
Commonwealth of Pennsylvania  
 Department of Environmental Protection  
 Bureau of Land Recycling and Waste Management  
 Division of Reporting and Fee Collection

-----  
 Landfill Waste Receipts  
 in Tons (2000 lbs.) of Waste

For Year:    Quarter:  
 2013       /       2

Disposal Facility: 400592, LCSWMA RESOURCE RECOVERY FACILITY

County/State that Generated Waste	Waste Type:	Municipal	Residual	Sewage Sludge	Infectious	Construction	Ash Residue	Asbestos	Total
06 BERKS		0	189.8	0	0	0	0	0	189.8
07 BLAIR		0	17	0	0	0	0	0	17
09 BUCKS		0	340.6	0	0	0	0	0	340.6
11 CAMBRIA		0	13.1	0	0	0	0	0	13.1
15 CHESTER		0	150.5	0	0	0	0	0	150.5
21 CUMBERLAND		0	5.9	0	0	0	0	0	5.9
22 DAUPHIN		0	1060.1	0	0	0	0	0	1060.1
23 DELAWARE		0	17.7	0	0	0	0	0	17.7
34 JUNIATA		0	621	0	0	0	0	0	621
36 LANCASTER		78712.3	7163.4	669.4	0	95.7	0	0	86640.8
38 LEBANON		0	333.7	0	0	0	0	0	333.7
39 LEHIGH		0	510.5	0	0	0	0	0	510.5
45 MONROE		0	243.3	0	0	0	0	0	243.3
46 MONTGOMERY		0	215.2	0	0	0	0	0	215.2
47 MONTOUR		0	13.7	0	0	0	0	0	13.7
48 NORTHAMPTON		0	48.8	0	0	0	0	0	48.8
49 NORTHUMBERLAND		0	52.7	0	0	0	0	0	52.7
51 PHILADELPHIA		0	34.9	0	0	0	0	0	34.9
54 SCHUYLKILL		0	77	0	0	0	0	0	77
66 WYOMING		0	814.4	0	0	0	0	0	814.4
67 YORK		0	40.7	0	0	0	0	0	40.7
DE DELAWARE (ST)		0	195.1	0	0	0	0	0	195.1
FL FLORIDA		0	10	0	0	0	0	0	10
GA GEORGIA		0	6.4	0	0	0	0	0	6.4
IL ILLINOIS		0	133	0	0	0	0	0	133
LA LOUISIANA		0	28.7	0	0	0	0	0	28.7
MD MARYLAND		0	88.7	0	0	0	0	0	88.7
MS MISSISSIPPI		0	10.1	0	0	0	0	0	10.1
NC NORTH CAROLINA		0	154.3	0	0	0	0	0	154.3
NJ NEW JERSEY		0	729.4	0	0	0	0	0	729.4
NY NEW YORK		0	129.7	0	0	0	0	0	129.7
OH OHIO		0	0.6	0	0	0	0	0	0.6
PR PUERTO RICO		0	40.7	0	0	0	0	0	40.7
TN TENNESSEE		0	21.2	0	0	0	0	0	21.2
VA VIRGINIA		0	157.5	0	0	0	0	0	157.5



Commonwealth of Pennsylvania  
 Department of Environmental Protection  
 Bureau of Land Recycling and Waste Management  
 Division of Reporting and Fee Collection

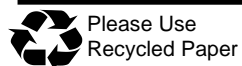
-----  
 Landfill Waste Receipts  
 in Tons (2000 lbs.) of Waste

For Year:    Quarter:  
 2013       /       2

WI WISCONSIN	0	7.5	0	0	0	0	0	0	7.5
<b>Waste Totals:</b>	<b>78712.3</b>	<b>13676.9</b>	<b>669.4</b>	<b>0</b>	<b>95.7</b>	<b>0</b>	<b>0</b>	<b>0</b>	<b>93154.3</b>

Disposal Facility: 100963, LYCOMING COUNTY RESOURCE MANAGEMENT SERVICES LANDFILL

County/State that Generated Waste	Waste Type:	Municipal	Residual	Sewage Sludge	Infectious	Construction	Ash Residue	Asbestos	Total
06 BERKS		4.3	43.5	0	0	5.8	0	0	53.6
07 BLAIR		0	51.6	0	0	0	0	0	51.6
10 BUTLER		0	1.3	0	0	0	0	0	1.3
14 CENTRE		0	0	0	0	6.3	0	0	6.3
17 CLEARFIELD		0	0	0	0	0	0	2.3	2.3
18 CLINTON		0	11.6	0	0	144.4	0	0	156
19 COLUMBIA		8472.9	5292	2656	0	3111.3	0	27.9	19560.1
21 CUMBERLAND		0	0.1	0	0	0	0	0	0.1
35 LACKAWANNA		0	0	0	0	0	0	4.2	4.2
36 LANCASTER		0	10.5	0	0	0	0	0	10.5
40 LUZERNE		8.5	157.7	0	0	0	0	22.1	188.3
41 LYCOMING		15040.4	5502.7	2270.1	66	1179.9	741.4	22.3	24822.8
45 MONROE		6	0	0	0	0	0	0	6
46 MONTGOMERY		0	0	0	0	0	0	3.4	3.4
47 MONTOUR		2205.8	483.6	0	161.7	390.6	0	13.7	3255.4
49 NORTHUMBERLAND		7239.1	3502.5	3770	0	406.2	0	16.6	14934.4
50 PERRY		2	0	0	0	2.7	0	0	4.7
52 PIKE		0	0.5	0	0	0	0	0	0.5
54 SCHUYLKILL		0	14.2	14.7	0	0	0	0	28.9
55 SNYDER		3640.7	1038.3	350.7	0	221.5	9.1	0	5260.3
57 SULLIVAN		23.8	0	0	0	19.7	0	0	43.5
59 TIOGA		5.6	0	0	0	0	0	0	5.6
60 UNION		6023.6	1746.6	1032.6	0	577.3	0	2.1	9382.2
<b>Waste Totals:</b>	<b>42672.7</b>	<b>17856.7</b>	<b>10094.1</b>	<b>227.7</b>	<b>6065.7</b>	<b>750.5</b>	<b>114.6</b>	<b>77782</b>	



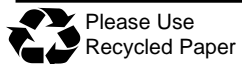
Commonwealth of Pennsylvania  
 Department of Environmental Protection  
 Bureau of Land Recycling and Waste Management  
 Division of Reporting and Fee Collection

-----  
 Landfill Waste Receipts  
 in Tons (2000 lbs.) of Waste

For Year:    Quarter:  
 2013       /       2

Disposal Facility: 100361, MCKEAN COUNTY LANDFILL

County/State that Generated Waste	Waste Type:	Municipal	Residual	Sewage Sludge	Infectious	Construction	Ash Residue	Asbestos	Total
08 BRADFORD		0	230	0	0	0	0	0	230
12 CAMERON		3.4	0	0	0	40.5	0	0	43.9
24 ELK		1919.2	136.9	0	0	679.1	0	0	2735.2
27 FOREST		0	200.7	0	0	12.8	0	0	213.5
33 JEFFERSON		1471.8	6.1	0	0	160.3	0	0	1638.2
42 MCKEAN		5049	3897.2	1189.9	0	905.6	0	0	11041.7
53 POTTER		0	13.2	46.3	0	0	0	0	59.5
59 TIOGA		0	76.1	0	0	0	0	0	76.1
62 WARREN		0	162.8	10.6	0	198	0	0	371.4
NY NEW YORK		0	1368.9	0	0	2.4	0	0	1371.3
<b>Waste Totals:</b>		<b>8443.4</b>	<b>6091.9</b>	<b>1246.8</b>	<b>0</b>	<b>1998.7</b>	<b>0</b>	<b>0</b>	<b>17780.8</b>



Please Use  
Recycled Paper

Phone: 717-783-9258  
 Printed: 8/6/2013

Also visit our Internet WWW Site at: <http://www.dep.state.pa.us>

DISCLAIMER: While care has been taken in the preparation of this report, there is no warranty or guarantee as to the data, calculation or content accuracy. The Commonwealth reserves the right to update or change any data or presentation format without notice or liability.

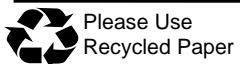
Commonwealth of Pennsylvania  
 Department of Environmental Protection  
 Bureau of Land Recycling and Waste Management  
 Division of Reporting and Fee Collection

-----  
 Landfill Waste Receipts  
 in Tons (2000 lbs.) of Waste

For Year:    Quarter:  
 2013       /       2

Disposal Facility: 100113, MODERN LANDFILL

County/State that Generated Waste	Waste Type:	Municipal	Residual	Sewage Sludge	Infectious	Construction	Ash Residue	Asbestos	Total
01 ADAMS		691.6	393.7	78.8	0	276	0	0	1440.1
06 BERKS		0	488.8	0	0	0	0	0.2	489
09 BUCKS		0	63.2	0	0	0	0	0	63.2
15 CHESTER		0	13.2	0	0	0	0	0	13.2
21 CUMBERLAND		11373.4	241.3	0	20.6	2054.2	0	3.2	13692.7
22 DAUPHIN		0	1735	265.8	381.9	3006.3	0	0.1	5389.1
28 FRANKLIN		0	0	0	0	0.5	0	0	0.5
36 LANCASTER		0	8350.2	0	0	0	0	0	8350.2
38 LEBANON		0	1668.4	0	0	0	0	0	1668.4
39 LEHIGH		0	51.3	0	0	0	0	0	51.3
40 LUZERNE		0	97.1	0	0	0	0	0	97.1
46 MONTGOMERY		0	0	0	0	7823.9	0	7.1	7831
48 NORTHAMPTON		0	42.9	0	0	0	0	0	42.9
50 PERRY		0	82.9	0	0	0	0	0	82.9
51 PHILADELPHIA		70385.2	0	0	0	0	0	3.4	70388.6
54 SCHUYLKILL		0	208.8	0	0	0	0	3.1	211.9
67 YORK		78.9	65385.4	1258.2	0	9587.7	0	46.5	76356.7
CT CONNECTICUT		0	1753.7	0	0	0	0	717.2	2470.9
DC DISRICT OF COLUMBIA		0	0	0	0	0	0	2.8	2.8
DE DELAWARE (ST)		0	674.6	0	0	0	0	113.3	787.9
MD MARYLAND		34.2	5860	542.2	6281.7	3.6	0	2601.3	15323
NC NORTH CAROLINA		0	0	0	0	0	0	0.1	0.1
NJ NEW JERSEY		18341.2	2302	0	0	0	16.1	1	20660.3
VA VIRGINIA		0	96.6	0	0	0	0	0	96.6
WV WEST VIRGINIA		0	21.9	0	0	0	0	1.3	23.2
<b>Waste Totals:</b>		<b>100904.5</b>	<b>89531</b>	<b>2145</b>	<b>6684.2</b>	<b>22752.2</b>	<b>16.1</b>	<b>3500.6</b>	<b>225533.6</b>



Commonwealth of Pennsylvania  
 Department of Environmental Protection  
 Bureau of Land Recycling and Waste Management  
 Division of Reporting and Fee Collection

-----  
 Landfill Waste Receipts  
 in Tons (2000 lbs.) of Waste

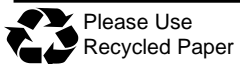
For Year:    Quarter:  
 2013       /       2

Disposal Facility: 100594, MONROEVILLE LANDFILL

County/State that Generated Waste	Waste Type:	Municipal	Residual	Sewage Sludge	Infectious	Construction	Ash Residue	Asbestos	Total
02 ALLEGHENY		60266.3	30974.6	1473.6	1277.8	5879.2	539.2	0	100410.7
03 ARMSTRONG		108	92.3	0	0	32.9	0	0	233.2
10 BUTLER		196.1	29.8	0	0	20.7	0	0	246.6
26 FAYETTE		7.7	0	0	0	0	0	0	7.7
65 WESTMORELAND		891.8	195.3	446.2	0	477	0	0	2010.3
<b>Waste Totals:</b>		<b>61469.9</b>	<b>31292</b>	<b>1919.8</b>	<b>1277.8</b>	<b>6409.8</b>	<b>539.2</b>	<b>0</b>	<b>102908.5</b>

Disposal Facility: 101571, MOSTOLLER LANDFILL INC

County/State that Generated Waste	Waste Type:	Municipal	Residual	Sewage Sludge	Infectious	Construction	Ash Residue	Asbestos	Total
03 ARMSTRONG		0	892.8	0	0	0	0	0	892.8
05 BEDFORD		92	131.9	196.4	0	36.5	0	0	456.8
07 BLAIR		18618.2	129.8	311.2	0	172.3	0	0	19231.5
11 CAMBRIA		4746.5	294.9	542.6	0	449.7	0	0	6033.7
12 CAMERON		3.3	0	0	0	0	0	0	3.3
22 DAUPHIN		0	0	307.6	0	0	0	0	307.6
26 FAYETTE		0	166.9	0	0	0	0	0	166.9
30 GREENE		0	28.3	0	0	0	0	0	28.3
31 HUNTINGDON		75.4	52.6	0	0	0	0	0	128
32 INDIANA		0	12.3	0	0	184.5	0	0	196.8
56 SOMERSET		5700.4	613.5	758.2	0	576.2	0	0	7648.3
59 TIOGA		0	1868.6	0	0	0	0	0	1868.6
65 WESTMORELAND		4380.4	77.4	0	0	6.9	0	0	4464.7
MD MARYLAND		9214.1	0	0	0	0	0	4.7	9218.8
WV WEST VIRGINIA		430.5	0	0	0	26.4	0	0	456.9
<b>Waste Totals:</b>		<b>43260.8</b>	<b>4269</b>	<b>2116</b>	<b>0</b>	<b>1452.5</b>	<b>0</b>	<b>4.7</b>	<b>51103</b>





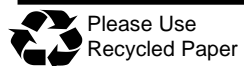
Commonwealth of Pennsylvania  
 Department of Environmental Protection  
 Bureau of Land Recycling and Waste Management  
 Division of Reporting and Fee Collection

-----  
 Landfill Waste Receipts  
 in Tons (2000 lbs.) of Waste

For Year:    Quarter:  
 2013       /       2

Disposal Facility: 101100, MOUNTAIN VIEW RECLAMATION LANDFILL

County/State that Generated Waste	Waste Type:	Municipal	Residual	Sewage Sludge	Infectious	Construction	Ash Residue	Asbestos	Total
01 ADAMS		3517.8	783.2	26.1	0	526.7	0	5.9	4859.7
05 BEDFORD		0	0	0	0	0	0	0	0
21 CUMBERLAND		3737.1	471	3.4	0	963	0	0	5174.5
22 DAUPHIN		39.5	1366	53.1	0	2166.2	0	0	3624.8
28 FRANKLIN		5648.5	1513.5	360.9	0	980.5	0	0	8503.4
29 FULTON		53.9	316.2	0	0	10.9	0	0	381
49 NORTHUMBERLAND		3077.6	0	0	0	19.5	0	0	3097.1
50 PERRY		422.6	0	0	0	20.8	0	0	443.4
67 YORK		0	0	332.7	0	233.9	0	0	566.6
MD MARYLAND		32517	788.7	177.3	0	790.8	0	0	34273.8
WV WEST VIRGINIA		9317.7	20.4	0	0	392	0	59.3	9789.4
<b>Waste Totals:</b>		<b>58331.7</b>	<b>5259</b>	<b>953.5</b>	<b>0</b>	<b>6104.3</b>	<b>0</b>	<b>65.2</b>	<b>70713.7</b>



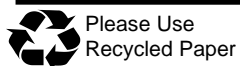
Commonwealth of Pennsylvania  
 Department of Environmental Protection  
 Bureau of Land Recycling and Waste Management  
 Division of Reporting and Fee Collection

-----  
 Landfill Waste Receipts  
 in Tons (2000 lbs.) of Waste

For Year:    Quarter:  
 2013       /       2

Disposal Facility: 100585, NORTHWEST SANITARY LANDFILL

County/State that Generated Waste	Waste Type:	Municipal	Residual	Sewage Sludge	Infectious	Construction	Ash Residue	Asbestos	Total
02 ALLEGHENY		1030.7	48.8	0	0	68.3	0	1010.3	2158.1
03 ARMSTRONG		1655.6	40.3	0	0	67.2	0	0	1763.1
04 BEAVER		33.5	0	14.2	0	0	0	0	47.7
10 BUTLER		7107.3	6627	2052.2	2633.1	1037.5	0	6.2	19463.3
14 CENTRE		0	0.3	0	0	0	0	0	0.3
16 CLARION		281.8	398.5	37.1	0	42	0	0	759.4
17 CLEARFIELD		0	14.8	0	0	0	0	0	14.8
20 CRAWFORD		119.4	72.6	0	0	4.7	0	0	196.7
24 ELK		0	1.1	0	0	0	0	0	1.1
25 ERIE		0	27	0	0	0	0	0	27
27 FOREST		0	298.5	0	0	0	0	0	298.5
32 INDIANA		0	13.7	0	0	0	0	0	13.7
37 LAWRENCE		3439.9	265.6	0	0	79.1	0	0	3784.6
42 MCKEAN		0	535.8	0	0	0	0	0	535.8
43 MERCER		2638.7	58.3	13.5	0	65.3	0	0	2775.8
61 VENANGO		818	694.3	0	0	262.8	0	0	1775.1
62 WARREN		0	355.1	0	0	0	0	0	355.1
65 WESTMORELAND		0	3.8	0	0	0	0	0	3.8
OH OHIO		0	321.6	0	0	0	0	0	321.6
<b>Waste Totals:</b>		<b>17124.9</b>	<b>9777.1</b>	<b>2117</b>	<b>2633.1</b>	<b>1626.9</b>	<b>0</b>	<b>1016.5</b>	<b>34295.5</b>



Please Use  
Recycled Paper

Phone: 717-783-9258  
 Printed: 8/6/2013

Also visit our Internet WWW Site at: <http://www.dep.state.pa.us>

DISCLAIMER: While care has been taken in the preparation of this report, there is no warranty or guarantee as to the data, calculation or content accuracy. The Commonwealth reserves the right to update or change any data or presentation format without notice or liability.

Commonwealth of Pennsylvania  
 Department of Environmental Protection  
 Bureau of Land Recycling and Waste Management  
 Division of Reporting and Fee Collection

-----  
 Landfill Waste Receipts  
 in Tons (2000 lbs.) of Waste

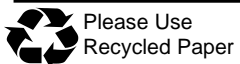
For Year:    Quarter:  
 2013       /       2

Disposal Facility: 100346, PIONEER CROSSING LANDFILL

County/State that Generated Waste	Waste Type:	Municipal	Residual	Sewage Sludge	Infectious	Construction	Ash Residue	Asbestos	Total
06 BERKS		10807.5	1731.6	4781.9	0	298.6	0	0	17619.6
09 BUCKS		726.6	28.6	35.3	105.5	0	0	0.1	896.1
15 CHESTER		428.6	118.5	0	0	43.1	0	0	590.2
22 DAUPHIN		0	0	0	0	1.7	0	0	1.7
23 DELAWARE		0	7.4	0	0	175	0	0	182.4
36 LANCASTER		182	0	0	0	0	0	0	182
38 LEBANON		0	1075.9	0	0	0	0	0	1075.9
39 LEHIGH		9150.7	797.7	0	78.9	130	0	0	10157.3
46 MONTGOMERY		30202.3	2074.4	1030.3	1.1	259	292.6	0	33859.7
48 NORTHAMPTON		21.2	666.1	0	0	15.3	0	0	702.6
51 PHILADELPHIA		51.7	41.1	0	634.5	0	0	0	727.3
NJ NEW JERSEY		1232.4	45.9	657.7	0	1.7	0	1.8	1939.5
NY NEW YORK		0	234.4	0	749.2	0	0	0	983.6
<b>Waste Totals:</b>		<b>52803</b>	<b>6821.6</b>	<b>6505.2</b>	<b>1569.2</b>	<b>924.4</b>	<b>292.6</b>	<b>1.9</b>	<b>68917.9</b>

Disposal Facility: 101069, S.E.C.C.R.A. LANDFILL

County/State that Generated Waste	Waste Type:	Municipal	Residual	Sewage Sludge	Infectious	Construction	Ash Residue	Asbestos	Total
15 CHESTER		20811.2	197.4	551.4	0	6149.3	0	0	27709.3
<b>Waste Totals:</b>		<b>20811.2</b>	<b>197.4</b>	<b>551.4</b>	<b>0</b>	<b>6149.3</b>	<b>0</b>	<b>0</b>	<b>27709.3</b>



Commonwealth of Pennsylvania  
 Department of Environmental Protection  
 Bureau of Land Recycling and Waste Management  
 Division of Reporting and Fee Collection

-----  
 Landfill Waste Receipts  
 in Tons (2000 lbs.) of Waste

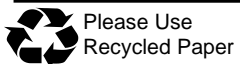
For Year:    Quarter:  
 2013       /       2

Disposal Facility: 100403, SENECA LANDFILL INC

County/State that Generated Waste	Waste Type:	Municipal	Residual	Sewage Sludge	Infectious	Construction	Ash Residue	Asbestos	Total
02 ALLEGHENY		14801.5	14139.1	1210.2	0	1503.6	0	0	31654.4
03 ARMSTRONG		1002.4	152.6	238.3	0	138.3	0	0	1531.6
04 BEAVER		17015.5	279.1	0	0	3	0	0	17297.6
10 BUTLER		21350.2	15177.1	1424.3	0	2070.5	0	0	40022.1
11 CAMBRIA		0	0	0	0	0	0	0	0
16 CLARION		0	34.5	0	0	0	0	0	34.5
20 CRAWFORD		15	19.3	83.7	0	0	0	0	118
25 ERIE		0	0	31.3	0	0	0	0	31.3
27 FOREST		0	0	122.3	0	0	0	0	122.3
32 INDIANA		0	206.7	0	0	0	0	0	206.7
33 JEFFERSON		0	0	0	0	0	0	0	0
37 LAWRENCE		294.6	2059.7	0	0	2	0	0	2356.3
43 MERCER		31546	1512.3	141.4	0	280	0	0	33479.7
61 VENANGO		23	509.8	350.2	0	673.2	0	0	1556.2
63 WASHINGTON		12.3	44.6	404.2	0	0	0	0	461.1
65 WESTMORELAND		416.7	103.4	547.1	0	3	0	0	1070.2
OH OHIO		0	0	0	0	0	0	0	0
<b>Waste Totals:</b>		<b>86477.2</b>	<b>34238.2</b>	<b>4553</b>	<b>0</b>	<b>4673.6</b>	<b>0</b>	<b>0</b>	<b>129942</b>

Disposal Facility: 101421, SHADE LANDFILL

County/State that Generated Waste	Waste Type:	Municipal	Residual	Sewage Sludge	Infectious	Construction	Ash Residue	Asbestos	Total
05 BEDFORD		258.7	19.6	0	0	15.5	0	0	293.8
07 BLAIR		0	56.2	0	0	0	0	0	56.2
11 CAMBRIA		0.3	0	0	0	55.5	0	0	55.8
31 HUNTINGDON		0	0	17.7	0	0	0	0	17.7
56 SOMERSET		371.5	45.5	0	0	17.3	0	0	434.3
<b>Waste Totals:</b>		<b>630.5</b>	<b>121.3</b>	<b>17.7</b>	<b>0</b>	<b>88.3</b>	<b>0</b>	<b>0</b>	<b>857.8</b>



Commonwealth of Pennsylvania  
 Department of Environmental Protection  
 Bureau of Land Recycling and Waste Management  
 Division of Reporting and Fee Collection

-----  
 Landfill Waste Receipts  
 in Tons (2000 lbs.) of Waste

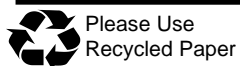
For Year:    Quarter:  
 2013       /       2

Disposal Facility: 100592, SOUTH HILLS LANDFILL INC

County/State that Generated Waste	Waste Type:	Municipal	Residual	Sewage Sludge	Infectious	Construction	Ash Residue	Asbestos	Total
02 ALLEGHENY		12190.6	9656.2	597	0	6172.4	309.3	0	28925.5
26 FAYETTE		8.1	104	0	0	16.6	0	0	128.7
30 GREENE		0	18.4	0	0	0	0	0	18.4
63 WASHINGTON		2220.4	1612.8	0	0	530.3	0	0	4363.5
65 WESTMORELAND		6.4	1280.4	0	0	3.4	0	0	1290.2
WV WEST VIRGINIA		0	0	0	0	4.8	0	0	4.8
<b>Waste Totals:</b>		<b>14425.5</b>	<b>12671.8</b>	<b>597</b>	<b>0</b>	<b>6727.5</b>	<b>309.3</b>	<b>0</b>	<b>34731.1</b>

Disposal Facility: 100081, SOUTHERN ALLEGHENIES LANDFILL INC

County/State that Generated Waste	Waste Type:	Municipal	Residual	Sewage Sludge	Infectious	Construction	Ash Residue	Asbestos	Total
05 BEDFORD		334	65	0	0	10.6	0	31.2	440.8
07 BLAIR		7.9	529	0	0	2.4	0	1.9	541.2
11 CAMBRIA		9097.9	1622	0	0	1714.8	0	14.6	12449.3
14 CENTRE		0	7.3	0	0	0	0	0	7.3
56 SOMERSET		5331.2	853.5	143.7	0	397.2	0	0	6725.6
65 WESTMORELAND		41.5	7.3	0	0	7.5	0	0	56.3
MD MARYLAND		0	0	0	0	0	0	10.1	10.1
NJ NEW JERSEY		0	448.9	0	0	0	0	0	448.9
NY NEW YORK		0	0	0	0	0	0	172.1	172.1
<b>Waste Totals:</b>		<b>14812.5</b>	<b>3533</b>	<b>143.7</b>	<b>0</b>	<b>2132.5</b>	<b>0</b>	<b>229.9</b>	<b>20851.6</b>



Please Use  
Recycled Paper

Phone: 717-783-9258  
 Printed: 8/6/2013

Also visit our Internet WWW Site at: <http://www.dep.state.pa.us>

DISCLAIMER: While care has been taken in the preparation of this report, there is no warranty or guarantee as to the data, calculation or content accuracy. The Commonwealth reserves the right to update or change any data or presentation format without notice or liability.

Commonwealth of Pennsylvania  
 Department of Environmental Protection  
 Bureau of Land Recycling and Waste Management  
 Division of Reporting and Fee Collection

-----  
 Landfill Waste Receipts  
 in Tons (2000 lbs.) of Waste

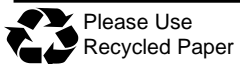
For Year:    Quarter:  
 2013       /       2

Disposal Facility: 100277, TERVITA SANITARY LANDFILL

County/State that Generated Waste	Waste Type:	Municipal	Residual	Sewage Sludge	Infectious	Construction	Ash Residue	Asbestos	Total
02 ALLEGHENY		10268.5	3633.6	2198	0	3997.3	0	22.7	20120.1
10 BUTLER		0	0	0	0	12.1	0	0	12.1
26 FAYETTE		2596.6	13.7	84.6	0	1245.2	0	0	3940.1
30 GREENE		634	7191.5	0	0	228.8	0	0	8054.3
32 INDIANA		0	11.2	0	0	11.5	0	0	22.7
54 SCHUYLKILL		0	3	0	0	0	0	0	3
56 SOMERSET		0	0	0	0	5.9	0	0	5.9
63 WASHINGTON		8752.8	11258.4	285.5	0	3044	0	0	23340.7
65 WESTMORELAND		5850.9	3458.6	538.2	0	4088.1	0	32.4	13968.2
OH OHIO		0	380.9	0	0	0	0	0	380.9
WV WEST VIRGINIA		54.3	12654	0	0	40.9	0	0	12749.2
<b>Waste Totals:</b>		<b>28157.1</b>	<b>38604.9</b>	<b>3106.3</b>	<b>0</b>	<b>12673.8</b>	<b>0</b>	<b>55.1</b>	<b>82597.2</b>

Disposal Facility: 101494, TULLYTOWN RESOURCE RECOVERY FACILITY

County/State that Generated Waste	Waste Type:	Municipal	Residual	Sewage Sludge	Infectious	Construction	Ash Residue	Asbestos	Total
09 BUCKS		2036.9	15518.8	770.3	81.6	106.9	21289.6	0	39804.1
15 CHESTER		0	58.4	15.7	0	0	0	0	74.1
23 DELAWARE		718	42.6	211.1	390.7	3.2	0	0	1365.6
39 LEHIGH		0	273.6	0	0	0	0	0	273.6
46 MONTGOMERY		2409.6	19671.8	991	79.2	0	19.1	0	23170.7
48 NORTHAMPTON		0	12.8	0	0	0	0	0	12.8
51 PHILADELPHIA		9981.7	1064.6	281.5	758.2	157.1	0	0	12243.1
CT CONNECTICUT		0	40	0	0	0	0	0	40
DE DELAWARE (ST)		0	58.1	0	0	0	0	0	58.1
NJ NEW JERSEY		33560.6	19273.7	1772.6	0	30512.7	0	0	85119.6
NY NEW YORK		104303.9	142.4	581.4	0	371.3	0	0	105399
<b>Waste Totals:</b>		<b>153010.7</b>	<b>56156.8</b>	<b>4623.6</b>	<b>1309.7</b>	<b>31151.2</b>	<b>21308.7</b>	<b>0</b>	<b>267560.7</b>



Commonwealth of Pennsylvania  
 Department of Environmental Protection  
 Bureau of Land Recycling and Waste Management  
 Division of Reporting and Fee Collection

-----  
 Landfill Waste Receipts  
 in Tons (2000 lbs.) of Waste

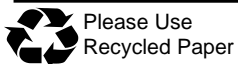
For Year:    Quarter:  
 2013       /       2

Disposal Facility: 100280, VALLEY LANDFILL

County/State that Generated Waste	Waste Type:	Municipal	Residual	Sewage Sludge	Infectious	Construction	Ash Residue	Asbestos	Total
02 ALLEGHENY		10101.9	25857.7	255.5	0	4007.7	1785.4	16	42024.2
03 ARMSTRONG		1731.5	0	0	0	252.5	0	0	1984
10 BUTLER		177.2	8.6	0	0	33.3	0	0	219.1
26 FAYETTE		172.6	35.2	0	0	0.9	0	2	210.7
30 GREENE		0	14.3	0	0	0	0	0	14.3
32 INDIANA		0	267.6	0	0	0	0	0	267.6
65 WESTMORELAND		26237.8	5234.3	1813.2	732.6	6277.8	0	0.4	40296.1
<b>Waste Totals:</b>		<b>38421</b>	<b>31417.7</b>	<b>2068.7</b>	<b>732.6</b>	<b>10572.2</b>	<b>1785.4</b>	<b>18.4</b>	<b>85016</b>

Disposal Facility: 100739, WESTERN BERKS COMMUNITY LANDFILL

County/State that Generated Waste	Waste Type:	Municipal	Residual	Sewage Sludge	Infectious	Construction	Ash Residue	Asbestos	Total
06 BERKS		10122.1	7072.9	0	0	1203.2	0	186.7	18584.9
09 BUCKS		2393.5	0	0	0	59.3	0	14.7	2467.5
13 CARBON		9.7	68	86.4	0	0	0	0	164.1
15 CHESTER		0	385.3	0	0	0	0	2.3	387.6
23 DELAWARE		11.9	79.9	1057.1	0	0	0	50.5	1199.4
36 LANCASTER		0	0	0	0	0	0	13.6	13.6
39 LEHIGH		606.8	12.5	0	0	0	0	0.1	619.4
45 MONROE		20.9	0	0	0	0	0	0	20.9
46 MONTGOMERY		9786.7	857.8	423	0	190.3	0	275.1	11532.9
48 NORTHAMPTON		443.2	0	528.9	0	0	0	0	972.1
51 PHILADELPHIA		0	14.4	760.5	0	0	0	111.8	886.7
NJ NEW JERSEY		4783.7	0	1806.4	0	0	0	0	6590.1
NY NEW YORK		241.8	0	2949.7	0	110.4	0	0	3301.9
<b>Waste Totals:</b>		<b>28420.3</b>	<b>8490.8</b>	<b>7612</b>	<b>0</b>	<b>1563.2</b>	<b>0</b>	<b>654.8</b>	<b>46741.1</b>



Commonwealth of Pennsylvania  
 Department of Environmental Protection  
 Bureau of Land Recycling and Waste Management  
 Division of Reporting and Fee Collection

-----  
 Landfill Waste Receipts  
 in Tons (2000 lbs.) of Waste

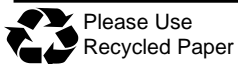
For Year:    Quarter:  
 2013       /       2

Disposal Facility: 400633, WHEELABRATOR FALLS INC

County/State that Generated Waste	Waste Type:	Municipal	Residual	Sewage Sludge	Infectious	Construction	Ash Residue	Asbestos	Total
02 ALLEGHENY		0	4.6	0	0	0	0	0	4.6
06 BERKS		8.5	0	0	0	5.8	0	0	14.3
09 BUCKS		33720.1	146.9	0	0	4788.3	0	0	38655.3
15 CHESTER		0	88.3	0	0	0	0	0	88.3
21 CUMBERLAND		0	54.2	0	0	0	0	0	54.2
38 LEBANON		0	866.2	0	0	0	0	0	866.2
39 LEHIGH		0	29.4	0	0	0	0	0	29.4
46 MONTGOMERY		30.6	36.5	0	0	8.7	0	0	75.8
51 PHILADELPHIA		77368.7	256	0	0	0	0	0	77624.7
67 YORK		0	347.2	0	0	0	0	0	347.2
DE DELAWARE (ST)		0	15.9	0	0	0	0	0	15.9
NJ NEW JERSEY		11393.2	701.9	0	0	10.4	0	0	12105.5
NY NEW YORK		1554.8	16.9	0	0	0	0	0	1571.7
WV WEST VIRGINIA		0	10.3	0	0	0	0	0	10.3
<b>Waste Totals:</b>		<b>124075.9</b>	<b>2574.3</b>	<b>0</b>	<b>0</b>	<b>4813.2</b>	<b>0</b>	<b>0</b>	<b>131463.4</b>

Disposal Facility: 101538, WSI SANDY RUN LANDFILL INC.

County/State that Generated Waste	Waste Type:	Municipal	Residual	Sewage Sludge	Infectious	Construction	Ash Residue	Asbestos	Total
05 BEDFORD		8522.7	617.9	6.7	0	292.9	0	0	9440.2
07 BLAIR		1181.9	374.1	0	0	146.7	0	0	1702.7
21 CUMBERLAND		0	0	0	0	1767.8	0	0	1767.8
29 FULTON		821.5	0	0	0	159.9	0	0	981.4
31 HUNTINGDON		7517.3	0	83.8	0	55.5	0	0	7656.6
39 LEHIGH		347	0	0	0	0	0	0	347
48 NORTHAMPTON		61.9	0	0	0	0	0	0	61.9
50 PERRY		0	48.6	0	0	0	0	0	48.6
MD MARYLAND		9299	184.3	0	0	0	0	0	9483.3
<b>Waste Totals:</b>		<b>27751.3</b>	<b>1224.9</b>	<b>90.5</b>	<b>0</b>	<b>2422.8</b>	<b>0</b>	<b>0</b>	<b>31489.5</b>





Commonwealth of Pennsylvania  
 Department of Environmental Protection  
 Bureau of Land Recycling and Waste Management  
 Division of Reporting and Fee Collection

-----  
 Landfill Waste Receipts  
 in Tons (2000 lbs.) of Waste

For Year:    Quarter:  
 2013       /       2

Disposal Facility: 400561, YORK COUNTY RESOURCE RECOVERY CENTER

County/State that Generated Waste	Waste Type:	Municipal	Residual	Sewage Sludge	Infectious	Construction	Ash Residue	Asbestos	Total
01 ADAMS		2524.4	257.7	0	0	0	0	0	2782.1
06 BERKS		0	0.6	0	0	0	0	0	0.6
21 CUMBERLAND		5112.7	0	0	0	0	0	0	5112.7
22 DAUPHIN		4153.3	0	0	0	0	0	0	4153.3
35 LACKAWANNA		0	6.2	0	0	0	0	0	6.2
44 MIFFLIN		0	90.5	0	0	0	0	0	90.5
51 PHILADELPHIA		3635.6	0	0	0	0	0	0	3635.6
67 YORK		77505.3	2256	0	0	0	0	0	79761.3
MD MARYLAND		12.9	0	0	0	0	0	0	12.9
<b>Waste Totals:</b>		<b>92944.2</b>	<b>2611</b>	<b>0</b>	<b>0</b>	<b>0</b>	<b>0</b>	<b>0</b>	<b>95555.2</b>