

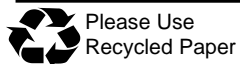
Commonwealth of Pennsylvania
 Department of Environmental Protection
 Bureau of Land Recycling and Waste Management
 Division of Reporting and Fee Collection

 Landfill Waste Receipts
 in Tons (2000 lbs.) of Waste

For Year: Quarter:
 2013 / 1

Disposal Facility: 101397, ADVANCED DISPOSAL SERVICES GREENTREE LANDFILL LLC.

County/State that Generated Waste	Waste Type:	Municipal	Residual	Sewage Sludge	Infectious	Construction	Ash Residue	Asbestos	Total
02 ALLEGHENY		0	3.8	0	0	0	0	0	3.8
03 ARMSTRONG		5.1	3123.4	0	0	0	0	0	3128.5
06 BERKS		783.7	0	0	0	0	0	0	783.7
07 BLAIR		456	2087.1	2390	0	0	0	0	4933.1
08 BRADFORD		0	0.5	0	0	0	0	0	0.5
09 BUCKS		0	229.9	0	0	5856.8	0	0	6086.7
10 BUTLER		0	697.5	0	0	0	0	0	697.5
11 CAMBRIA		0	0	0	0	0	0	6.7	6.7
12 CAMERON		584.5	371.1	80.7	0	17.8	0	0.2	1054.3
14 CENTRE		20376.5	1921.6	156.2	0	37.2	477.6	7.9	22977
16 CLARION		8510.8	3241.8	20.5	0	8.3	41.5	174.7	11997.6
17 CLEARFIELD		10312.7	10139.7	278.4	0	2054.1	0	0	22784.9
18 CLINTON		0	175.8	0	0	0	0	0	175.8
20 CRAWFORD		12.5	1025.6	0	0	11.7	31.3	0	1081.1
23 DELAWARE		0	1046.2	0	0	0	0	8	1054.2
24 ELK		2220.2	12138.2	554.7	0	427.5	0	0	15340.6
26 FAYETTE		0	15.9	0	0	0	0	0	15.9
27 FOREST		0	1533.4	0	0	0	0	0	1533.4
31 HUNTINGDON		0	0	42	0	0	0	0	42
32 INDIANA		446.2	8.7	0	0	0	0	0	454.9
33 JEFFERSON		4038.8	7829.3	186.7	0	406.3	2.2	14.2	12477.5
34 JUNIATA		0	3.3	0	0	0	0	0	3.3
41 LYCOMING		0	636.7	0	0	0	0	0	636.7
42 MCKEAN		0	428.6	0	0	0	1256.8	11.7	1697.1
43 MERCER		0	2654.4	0	0	0	0	0	2654.4
44 MIFFLIN		0	0	540.3	0	0	0	0	540.3
45 MONROE		0	10.2	0	0	0	0	0	10.2
46 MONTGOMERY		0	2926.6	0	0	0	0	0	2926.6
51 PHILADELPHIA		0	162	0	0	0	0	0	162
53 POTTER		0	259.9	0	0	0	0	0	259.9
59 TIOGA		0	4.8	0	0	0	0	0	4.8
61 VENANGO		30.2	1481.6	97.2	0	0	0	0	1609
62 WARREN		6297.1	1235.1	8.2	0	0	0	0	7540.4
65 WESTMORELAND		0	447.3	0	0	0	0	0	447.3
CT CONNECTICUT		0	2949.6	0	0	0	0	0	2949.6



Commonwealth of Pennsylvania
 Department of Environmental Protection
 Bureau of Land Recycling and Waste Management
 Division of Reporting and Fee Collection

 Landfill Waste Receipts
 in Tons (2000 lbs.) of Waste

For Year: Quarter:
 2013 / 1

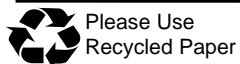
DE DELAWARE (ST)	0	0	11526.1	0	0	0	0	11526.1
MA MASSACHUSETTS	0	13.1	0	0	0	0	0	13.1
MD MARYLAND	0	0	0	0	0	0	0	0
NJ NEW JERSEY	31805.8	8856.1	3592.8	0	4929.6	0	45.1	49229.4
NY NEW YORK	3598.4	97.6	1751.9	0	720.1	1303.8	44.5	7516.3
OH OHIO	0	2634.2	0	0	0	0	0	2634.2
Waste Totals:	89478.5	70390.6	21225.7	0	14469.4	3113.2	313	198990.4

Disposal Facility: 100419, ADVANCED DISPOSAL SERVICES CHESTNUT VALLEY LANDFILL INC

County/State that Generated Waste	Waste Type:	Municipal	Residual	Sewage Sludge	Infectious	Construction	Ash Residue	Asbestos	Total
26 FAYETTE		14710.8	10825.9	1351.7	0	1749.4	0	0	28637.8
30 GREENE		2189.2	5389.2	425.6	0	327.5	0	6.4	8337.9
56 SOMERSET		91.3	2518.9	0	0	1.7	0	0	2611.9
63 WASHINGTON		385.1	19.1	0	0	64.5	0	0	468.7
65 WESTMORELAND		1707.9	7926.2	0	0	30.2	0	0	9664.3
WV WEST VIRGINIA		1.6	358.7	0	0	71.7	0	327.1	759.1
Waste Totals:		19085.9	27038	1777.3	0	2245	0	333.5	50479.7

Disposal Facility: 100933, ALLIANCE SANITARY LANDFILL INC

County/State that Generated Waste	Waste Type:	Municipal	Residual	Sewage Sludge	Infectious	Construction	Ash Residue	Asbestos	Total
08 BRADFORD		3.3	1385.1	0	0	0	0	0	1388.4
13 CARBON		67.8	0	0	0	0	0	0	67.8
19 COLUMBIA		23.1	0	0	0	0	0	0	23.1
35 LACKAWANNA		10432.5	678.8	67.5	0	278.1	0	0	11456.9
40 LUZERNE		16875.1	670	3248.9	0	21.6	0	0	20815.6
45 MONROE		1205.1	50.9	0	0	4.3	0	0	1260.3
52 PIKE		3683.6	0	0	0	0	0	0	3683.6
54 SCHUYLKILL		0	11.5	0	0	0	0	0	11.5
57 SULLIVAN		0	1271	0	0	0	0	0	1271
58 SUSQUEHANNA		1209.5	1659.1	0	0	2649.8	0	0	5518.4
64 WAYNE		3272.2	49.1	0	0	0	0	0	3321.3
66 WYOMING		1480	463.6	0	0	3.5	0	0	1947.1
NY NEW YORK		768.3	210.5	0	0	0	0	0	978.8
Waste Totals:		39020.5	6449.6	3316.4	0	2957.3	0	0	51743.8



Please Use
Recycled Paper

Phone: 717-783-9258
 Printed: 5/24/2013

Also visit our Internet WWW Site at: <http://www.dep.state.pa.us>

DISCLAIMER: While care has been taken in the preparation of this report, there is no warranty or guarantee as to the data, calculation or content accuracy. The Commonwealth reserves the right to update or change any data or presentation format without notice or liability.

Commonwealth of Pennsylvania
 Department of Environmental Protection
 Bureau of Land Recycling and Waste Management
 Division of Reporting and Fee Collection

 Landfill Waste Receipts
 in Tons (2000 lbs.) of Waste

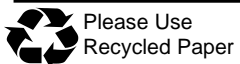
For Year: Quarter:
 2013 / 1

Disposal Facility: 100620, ALLIED WASTE SYSTEMS IMPERIAL LANDFILL

County/State that Generated Waste	Waste Type:	Municipal	Residual	Sewage Sludge	Infectious	Construction	Ash Residue	Asbestos	Total
02 ALLEGHENY		57916.4	13384.4	7743.7	0	19995.6	1300.1	1431.9	101772.1
04 BEAVER		1635.1	3308.6	0.2	0	152.9	0	9.6	5106.4
10 BUTLER		894.3	0	17.4	0	181.4	0	72.7	1165.8
20 CRAWFORD		0	0	0	0	0	0	7.6	7.6
37 LAWRENCE		0	0	0	0	0	0	12.1	12.1
51 PHILADELPHIA		0	0	0	0	0	0	100.8	100.8
56 SOMERSET		0	0	0	0	0	0	66.6	66.6
63 WASHINGTON		4635.6	5322.1	93.1	0	1306.6	0	56.5	11413.9
65 WESTMORELAND		0	55.3	0	0	0	0	0	55.3
CT CONNECTICUT		0	19.8	0	0	0	0	74	93.8
MA MASSACHUSETTS		0	0	0	0	0	0	7.6	7.6
MD MARYLAND		0	0	0	0	0	0	69.9	69.9
NJ NEW JERSEY		0	0	0	0	0	0	110.7	110.7
NY NEW YORK		0	226.3	0	0	0	0	135.6	361.9
OH OHIO		606.2	320.7	137.7	0	0	0	693	1757.6
RI RHODE ISLAND		0	0	0	0	0	0	25.5	25.5
VA VIRGINIA		0	0	0	0	0	0	358.7	358.7
WV WEST VIRGINIA		3591.3	1156.4	107.5	0	12.5	0	59.8	4927.5
Waste Totals:		69278.9	23793.6	8099.6	0	21649	1300.1	3292.6	127413.8

Disposal Facility: 100172, ARDEN LANDFILL INC.

County/State that Generated Waste	Waste Type:	Municipal	Residual	Sewage Sludge	Infectious	Construction	Ash Residue	Asbestos	Total
02 ALLEGHENY		18507.4	1947.6	0	0	885.8	8764.9	0	30105.7
04 BEAVER		13350.1	445.6	43.5	0	5.9	0	0	13845.1
26 FAYETTE		619.8	1780.4	0	0	9	0	0	2409.2
30 GREENE		1377.8	4566.9	0	0	808.8	0	0	6753.5
32 INDIANA		0	0	0	0	0	3478.7	0	3478.7
63 WASHINGTON		14426.6	39803.8	1529.2	146.7	1971	0	0	57877.3
65 WESTMORELAND		0	149.6	0	0	18.4	0	0	168
MD MARYLAND		4.5	0	0	0	0	0	0	4.5
OH OHIO		603.5	45.2	0	0	28.7	0	0	677.4
WV WEST VIRGINIA		1153.9	13753.6	0	240.6	373.8	928.1	0	16450
Waste Totals:		50043.6	62492.7	1572.7	387.3	4101.4	13171.7	0	131769.4



Commonwealth of Pennsylvania
 Department of Environmental Protection
 Bureau of Land Recycling and Waste Management
 Division of Reporting and Fee Collection

 Landfill Waste Receipts
 in Tons (2000 lbs.) of Waste

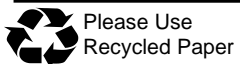
For Year: Quarter:
 2013 / 1

Disposal Facility: 101243, BRADFORD COUNTY SANITARY LANDFILL

County/State that Generated Waste	Waste Type:	Municipal	Residual	Sewage Sludge	Infectious	Construction	Ash Residue	Asbestos	Total
08 BRADFORD		5916	3456.9	132.4	0	1792.1	0	0	11297.4
41 LYCOMING		0	29.5	0	0	0	0	0	29.5
53 POTTER		0	0	0	0	0	0	0	0
57 SULLIVAN		594.1	21.8	0	0	218.1	0	0	834
58 SUSQUEHANNA		251.1	0	0	0	0	0	0	251.1
59 TIOGA		3372.6	4048	512.1	0	147.5	0	0	8080.2
66 WYOMING		728.2	85.9	0	0	75.4	0	0	889.5
NY NEW YORK		5.3	0	0	0	0	0	0	5.3
Waste Totals:		10867.3	7642.1	644.5	0	2233.1	0	0	21387

Disposal Facility: 100944, CHESTER COUNTY SWA LANCHESTER LANDFILL

County/State that Generated Waste	Waste Type:	Municipal	Residual	Sewage Sludge	Infectious	Construction	Ash Residue	Asbestos	Total
06 BERKS		5964.8	1023.5	0	0	393.9	0	1	7383.2
09 BUCKS		6.6	0	0	0	0	0	0	6.6
15 CHESTER		52293	1254.4	1300.9	0	4344.8	0	3.4	59196.5
22 DAUPHIN		0	0	0	0	0	5654.7	0	5654.7
23 DELAWARE		0	0	0	0	6.6	0	14.6	21.2
24 ELK		0	0	0	0	0	0	0	0
36 LANCASTER		79.2	139	0	0	120.4	0	0	338.6
38 LEBANON		0	13.5	0	0	0	0	0	13.5
39 LEHIGH		0.7	0	0	0	0	0	0	0.7
46 MONTGOMERY		881.7	0	0	0	107.4	0	0	989.1
51 PHILADELPHIA		0	0	0	0	0	0	9.8	9.8
NJ NEW JERSEY		0	0	0	0	0	0	0	0
Waste Totals:		59226	2430.4	1300.9	0	4973.1	5654.7	28.8	73613.9



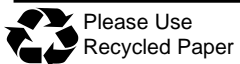
Commonwealth of Pennsylvania
 Department of Environmental Protection
 Bureau of Land Recycling and Waste Management
 Division of Reporting and Fee Collection

 Landfill Waste Receipts
 in Tons (2000 lbs.) of Waste

For Year: Quarter:
 2013 / 1

Disposal Facility: 100022, CHRIN BROTHERS SANITARY LANDFILL

County/State that Generated Waste	Waste Type:	Municipal	Residual	Sewage Sludge	Infectious	Construction	Ash Residue	Asbestos	Total
06 BERKS		11.7	0	0	0	2.8	0	0	14.5
09 BUCKS		518.2	0	0	0	279.8	0	1.7	799.7
13 CARBON		53.8	0	0	0	63.6	0	0	117.4
39 LEHIGH		7170.5	247.2	0	0	2216.6	0	12.1	9646.4
45 MONROE		3004.6	0	0	0	578.4	0	0	3583
46 MONTGOMERY		0	0	0	0	12.1	0	1.2	13.3
48 NORTHAMPTON		11405.6	1608.5	0	0	4434.3	0	3.7	17452.1
52 PIKE		0	0	0	0	54.2	0	0	54.2
NJ NEW JERSEY		4038.8	124.9	0	0	1134.7	0	37.1	5335.5
Waste Totals:		26203.2	1980.6	0	0	8776.5	0	55.8	37016.1



Please Use
Recycled Paper

Phone: 717-783-9258
 Printed: 5/24/2013

Also visit our Internet WWW Site at: <http://www.dep.state.pa.us>

DISCLAIMER: While care has been taken in the preparation of this report, there is no warranty or guarantee as to the data, calculation or content accuracy. The Commonwealth reserves the right to update or change any data or presentation format without notice or liability.

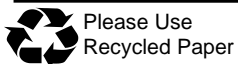
Commonwealth of Pennsylvania
 Department of Environmental Protection
 Bureau of Land Recycling and Waste Management
 Division of Reporting and Fee Collection

 Landfill Waste Receipts
 in Tons (2000 lbs.) of Waste

For Year: Quarter:
 2013 / 1

Disposal Facility: 100955, CLINTON COUNTY SWA WAYNE TOWNSHIP LANDFILL

County/State that Generated Waste	Waste Type:	Municipal	Residual	Sewage Sludge	Infectious	Construction	Ash Residue	Asbestos	Total
01 ADAMS		0	0	0	0	0	0	0.1	0.1
02 ALLEGHENY		0	0	0	0	0	0	0.3	0.3
07 BLAIR		0	0	0	0	152.5	0	1.4	153.9
08 BRADFORD		0	0.7	0	0	47.6	0	0	48.3
09 BUCKS		0	0	0	0	0	0	0.1	0.1
14 CENTRE		515.4	110.5	1676.9	0	5.8	0	20.3	2328.9
15 CHESTER		0	0	0	0	0	0	1	1
17 CLEARFIELD		495.5	0	0	0	98.5	0	7.8	601.8
18 CLINTON		5912.7	1004.8	619.6	0.7	679.9	0	7.6	8225.3
19 COLUMBIA		178.2	1946.1	0	0	248.7	0	1.1	2374.1
22 DAUPHIN		0	0	0	0	0	0	0.2	0.2
24 ELK		0	0	0	0	0	0	0.6	0.6
31 HUNTINGDON		28.9	0	0	0	19	0	0.6	48.5
32 INDIANA		0	0	0	0	0	0	0.9	0.9
34 JUNIATA		0	168.9	0	0	0	0	0	168.9
36 LANCASTER		0	0	0	0	0	0	13.6	13.6
39 LEHIGH		18.3	0	0	0	101.7	0	0	120
40 LUZERNE		0	25.2	0	0	41.2	0	0.6	67
41 LYCOMING		4604.9	16038.1	127.5	0	953.5	0	2.8	21726.8
44 MIFFLIN		0	0	0	0	0	0	0.1	0.1
47 MONTOUR		0	0	0	0	68.1	0	0.3	68.4
48 NORTHAMPTON		17.8	0	0	0	0	0	0	17.8
49 NORTHUMBERLAND		9736.4	3.7	0	0	670.2	0	12	10422.3
54 SCHUYLKILL		318.9	69	0	0	24.2	0	0	412.1
55 SNYDER		0	21.1	0	0	0	0	0	21.1
56 SOMERSET		0	0	0	0	0	0	1.4	1.4
57 SULLIVAN		1	0	0	0	0	0	0	1
58 SUSQUEHANNA		0	0	0	0	0	0	1	1
59 TIOGA		4.1	122.9	0	0	0	0	0	127
60 UNION		0	26.3	0	0	143.1	0	0.2	169.6
63 WASHINGTON		0	0	0	0	0	0	1.4	1.4
66 WYOMING		0	10.4	0	0	0	0	0	10.4
Waste Totals:		21832.1	19547.7	2424	0.7	3254	0	75.4	47133.9



Commonwealth of Pennsylvania
 Department of Environmental Protection
 Bureau of Land Recycling and Waste Management
 Division of Reporting and Fee Collection

 Landfill Waste Receipts
 in Tons (2000 lbs.) of Waste

For Year: Quarter:
 2013 / 1

Disposal Facility: 101615, COMMONWEALTH ENVIRONMENTAL SYSTEMS LANDFILL

County/State that Generated Waste	Waste Type:	Municipal	Residual	Sewage Sludge	Infectious	Construction	Ash Residue	Asbestos	Total
06 BERKS		2673.4	354	61	0	0	0	4	3092.4
09 BUCKS		0	630	0	0	0	0	0	630
13 CARBON		4114	28	0	0	104.1	0	0	4246.1
21 CUMBERLAND		218.6	0	0	0	0	0	0	218.6
22 DAUPHIN		0	205.2	0	0	441.5	0	0	646.7
38 LEBANON		0	931.8	0	0	0	0	0	931.8
39 LEHIGH		64.5	0	0	0	0	0	0	64.5
40 LUZERNE		8708.6	1697.8	1583.7	69.6	108.1	0	0	12167.8
45 MONROE		219.3	0	0	0	0	0	0	219.3
49 NORTHUMBERLAND		467.9	68.5	0	0	34.4	0	0	570.8
51 PHILADELPHIA		0	0	0	0	78.7	0	0	78.7
54 SCHUYLKILL		18996.7	2708.8	133.8	40.9	1795.4	0	1.1	23676.7
CT CONNECTICUT		25.7	0	0	0	0	0	0	25.7
MD MARYLAND		10.4	0	0	0	0	0	0	10.4
NJ NEW JERSEY		6246.9	0	0	0	8654.2	0	0	14901.1
NY NEW YORK		20082.8	4144.9	957.9	0	570	0	0	25755.6
Waste Totals:		61828.8	10769	2736.4	110.5	11786.4	0	5.1	87236.2

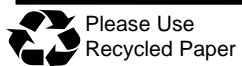
Commonwealth of Pennsylvania
 Department of Environmental Protection
 Bureau of Land Recycling and Waste Management
 Division of Reporting and Fee Collection

 Landfill Waste Receipts
 in Tons (2000 lbs.) of Waste

For Year: Quarter:
 2013 / 1

Disposal Facility: 101509, CONNESTOGA LANDFILL

County/State that Generated Waste	Waste Type:	Municipal	Residual	Sewage Sludge	Infectious	Contruction	Ash Residue	Asbestos	Total
06 BERKS		18386.8	3933.4	102.9	4655.4	14	0	3.1	27095.6
09 BUCKS		0	165.3	0	0	0	0	6.3	171.6
15 CHESTER		0	881	0	0	0	7.6	4.4	893
22 DAUPHIN		0	7.8	0	0	0	0	0	7.8
23 DELAWARE		0	758.2	0	0	0	3988.9	5.4	4752.5
36 LANCASTER		0	375.7	0	0	0	0	94.7	470.4
39 LEHIGH		800.7	500.3	0	0	0	0	0	1301
46 MONTGOMERY		11944.1	429	0	66.1	8	0	21.2	12468.4
48 NORTHAMPTON		0	0	0	517.8	0	0	0	517.8
51 PHILADELPHIA		28136.9	4993.4	0	58.9	2493.5	0	114.1	35796.8
54 SCHUYLKILL		0	4.7	0	0	0	0	0	4.7
DE DELAWARE (ST)		7.5	212.1	0	0	0	0	0	219.6
MD MARYLAND		0	58.9	0	0	0	0	0	58.9
NJ NEW JERSEY		37703.8	2123.9	0	0	0	0	379.5	40207.2
NY NEW YORK		0	1771	0	0	0	0	7.3	1778.3
Waste Totals:		96979.8	16214.7	102.9	5298.2	2515.5	3996.5	636	125743.6



Please Use
Recycled Paper

Phone: 717-783-9258
 Printed: 5/24/2013

Also visit our Internet WWW Site at: <http://www.dep.state.pa.us>

DISCLAIMER: While care has been taken in the preparation of this report, there is no warranty or guarantee as to the data, calculation or content accuracy. The Commonwealth reserves the right to update or change any data or presentation format without notice or liability.

Commonwealth of Pennsylvania
 Department of Environmental Protection
 Bureau of Land Recycling and Waste Management
 Division of Reporting and Fee Collection

 Landfill Waste Receipts
 in Tons (2000 lbs.) of Waste

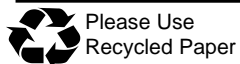
For Year: Quarter:
 2013 / 1

Disposal Facility: 400593, COVANTA DELAWARE VALLEY

County/State that Generated Waste	Waste Type:	Municipal	Residual	Sewage Sludge	Infectious	Construction	Ash Residue	Asbestos	Total
06 BERKS		0	18.8	0	0	0	0	0	18.8
09 BUCKS		10.1	0	0	0	0	0	0	10.1
15 CHESTER		10.4	5.7	0	0	0	0	0	16.1
23 DELAWARE		73157.4	464	0	0	0	0	0	73621.4
39 LEHIGH		0	397.8	0	0	0	0	0	397.8
51 PHILADELPHIA		62631.7	1169.1	0	0	0	0	0	63800.8
CT CONNECTICUT		2970.3	0	0	0	0	0	0	2970.3
DE DELAWARE (ST)		569.1	3383	0	0	0	0	0	3952.1
MD MARYLAND		4002.6	3.5	0	0	0	0	0	4006.1
NC NORTH CAROLINA		0	4.8	0	0	0	0	0	4.8
NJ NEW JERSEY		41168.9	2397.9	0	0	0	0	0	43566.8
NY NEW YORK		83413	0	0	0	0	0	0	83413
PR PUERTO RICO		0	699.8	0	0	0	0	0	699.8
VA VIRGINIA		506.5	474	0	0	0	0	0	980.5
Waste Totals:		268440	9018.4	0	0	0	0	0	277458.4

Disposal Facility: 400558, COVANTA PLYMOUTH RENEWABLE ENERGY

County/State that Generated Waste	Waste Type:	Municipal	Residual	Sewage Sludge	Infectious	Construction	Ash Residue	Asbestos	Total
06 BERKS		582.5	20	0	0	0	0	0	602.5
09 BUCKS		6582.1	88.9	0	0	0	0	0	6671
15 CHESTER		0	126.7	0	0	0	0	0	126.7
23 DELAWARE		1307.7	149.3	0	0	0	0	0	1457
39 LEHIGH		590.8	531.7	0	0	0	0	0	1122.5
46 MONTGOMERY		72997.3	1919.1	0	0	0	0	0	74916.4
51 PHILADELPHIA		4259.8	205.3	0	0	0	0	0	4465.1
NJ NEW JERSEY		2132.1	0	0	0	0	0	0	2132.1
NY NEW YORK		4560.4	0	0	0	0	0	0	4560.4
Waste Totals:		93012.7	3041	0	0	0	0	0	96053.7



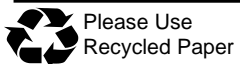
Commonwealth of Pennsylvania
 Department of Environmental Protection
 Bureau of Land Recycling and Waste Management
 Division of Reporting and Fee Collection

 Landfill Waste Receipts
 in Tons (2000 lbs.) of Waste

For Year: Quarter:
 2013 / 1

Disposal Facility: 100945, CUMBERLAND COUNTY LANDFILL

County/State that Generated Waste	Waste Type:	Municipal	Residual	Sewage Sludge	Infectious	Construction	Ash Residue	Asbestos	Total
01 ADAMS		1661.9	208.2	0	0	67.9	0	0	1938
06 BERKS		636.2	1094.3	234.2	0	172.2	0	0	2136.9
09 BUCKS		0	18.1	120.1	0	0	0	0	138.2
15 CHESTER		0	410	0	0	20.4	0	0	430.4
21 CUMBERLAND		7828.8	8494.1	893.1	0	7916.2	0	0	25132.2
22 DAUPHIN		0	803.2	0	0	183.1	0	0	986.3
28 FRANKLIN		1738	108.3	26.3	0	323	0	0	2195.6
31 HUNTINGDON		5.2	171.7	0	0	0	0	0	176.9
34 JUNIATA		0	0	0	0	61	0	0	61
36 LANCASTER		0	4.6	0	0	0	0	0	4.6
38 LEBANON		0	2789.9	0	0	0	0	0	2789.9
39 LEHIGH		6441	0	0	0	108.4	0	0	6549.4
40 LUZERNE		0	0	0	0	42.2	0	0	42.2
44 MIFFLIN		0	50.8	0	0	2.5	0	0	53.3
46 MONTGOMERY		0	52.4	177.7	0	0	0	0	230.1
48 NORTHAMPTON		4998.6	1565	0	0	0	0	0	6563.6
49 NORTHUMBERLAND		789.8	0	0	0	0	0	0	789.8
50 PERRY		1438.3	67.3	169.1	0	178.3	0	0	1853
51 PHILADELPHIA		229.8	1832.1	0	0	0	0	0	2061.9
54 SCHUYLKILL		568.8	7.8	14.9	0	556.4	0	0	1147.9
66 WYOMING		0	2880.6	0	0	0	0	0	2880.6
67 YORK		0	7402.4	0	0	191.9	0	0	7594.3
DE DELAWARE (ST)		0	0	0	0	394.3	0	0	394.3
MD MARYLAND		10345.6	4494.6	0	0	738	0	0	15578.2
NJ NEW JERSEY		72435.6	15461.7	2683.9	0	0	0	0	90581.2
NY NEW YORK		0	1899.1	29.6	0	0	0	0	1928.7
VA VIRGINIA		5.7	0	0	0	0	0	0	5.7
WV WEST VIRGINIA		0	48.2	0	0	0	0	0	48.2
Waste Totals:		109123.3	49864.4	4348.9	0	10955.8	0	0	174292.4



Commonwealth of Pennsylvania
 Department of Environmental Protection
 Bureau of Land Recycling and Waste Management
 Division of Reporting and Fee Collection

 Landfill Waste Receipts
 in Tons (2000 lbs.) of Waste

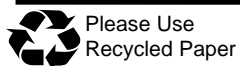
For Year: Quarter:
 2013 / 1

Disposal Facility: 100345, DELAWARE COUNTY SWA ROLLING HILLS LANDFILL

County/State that Generated Waste	Waste Type:	Municipal	Residual	Sewage Sludge	Infectious	Construction	Ash Residue	Asbestos	Total
06 BERKS		13505.2	5495.5	0	0	1443	4563.9	14.7	25022.3
15 CHESTER		1531.6	0	0	0	29.4	0	0	1561
23 DELAWARE		138.6	0	0	0	0	86099.1	0	86237.7
46 MONTGOMERY		3225.1	448.1	0	0	0	23376.4	0	27049.6
NJ NEW JERSEY		0	0	0	0	14974.9	0	0	14974.9
Waste Totals:		18400.5	5943.6	0	0	16447.3	114039.4	14.7	154845.5

Disposal Facility: 100434, EVERGREEN LANDFILL

County/State that Generated Waste	Waste Type:	Municipal	Residual	Sewage Sludge	Infectious	Construction	Ash Residue	Asbestos	Total
02 ALLEGHENY		0	66.9	0	0	0.6	0	0	67.5
03 ARMSTRONG		3294.8	1685.9	54.3	0	86.3	0	0	5121.3
10 BUTLER		0	24.7	0	0	0	0	0	24.7
11 CAMBRIA		1.5	1.6	0	0	0	0	0	3.1
14 CENTRE		0	29	0	0	0	0	0	29
17 CLEARFIELD		0	16.3	0	0	0	0	0	16.3
32 INDIANA		7953.3	4373.3	721.9	0	1386.1	0	0	14434.6
33 JEFFERSON		159.1	17.9	322.7	0	38.8	0	0	538.5
43 MERCER		0	4.8	0	0	0	0	0	4.8
61 VENANGO		0	391.1	0	0	0	0	0	391.1
65 WESTMORELAND		4556.9	2093.2	10.4	0	123.4	0	0	6783.9
Waste Totals:		15965.6	8704.7	1109.3	0	1635.2	0	0	27414.8



Commonwealth of Pennsylvania
 Department of Environmental Protection
 Bureau of Land Recycling and Waste Management
 Division of Reporting and Fee Collection

 Landfill Waste Receipts
 in Tons (2000 lbs.) of Waste

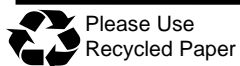
For Year: Quarter:
 2013 / 1

Disposal Facility: 101680, G.R.O.W.S. NORTH

County/State that Generated Waste	Waste Type:	Municipal	Residual	Sewage Sludge	Infectious	Construction	Ash Residue	Asbestos	Total
06 BERKS		0	71.1	0	0	0	0	0	71.1
09 BUCKS		13429.1	24870.4	1656.6	51.8	1430.7	7149.9	170.3	48758.8
23 DELAWARE		5425.8	50	267.3	43.3	22.9	892.6	6.3	6708.2
38 LEBANON		0	13.5	0	0	0	0	0	13.5
39 LEHIGH		0	0	0	0	0	0	1.4	1.4
46 MONTGOMERY		11935.5	8587.2	749.3	19.8	6.1	23.2	4.8	21325.9
51 PHILADELPHIA		57375.5	1111.8	1359.8	249.4	760.4	0	42.8	60899.7
CT CONNECTICUT		0	311.9	0	0	0	0	0	311.9
DE DELAWARE (ST)		0	1949.5	0	0	46.7	0	18.4	2014.6
MD MARYLAND		0	0	0	0	0	0	39.4	39.4
NJ NEW JERSEY		107346.1	42576.2	3526.8	0	33570.2	30640.8	6585.8	224245.9
NY NEW YORK		171351	4689.1	8536.8	2.9	14927	0	1158.4	200665.2
VA VIRGINIA		0	0	0	0	2.8	0	0	2.8
Waste Totals:		366863	84230.7	16096.6	367.2	50766.8	38706.5	8027.6	565058.4

Disposal Facility: 100265, GRAND CENTRAL SANITARY LANDFILL INC

County/State that Generated Waste	Waste Type:	Municipal	Residual	Sewage Sludge	Infectious	Construction	Ash Residue	Asbestos	Total
06 BERKS		1193.7	15.3	8.7	13.1	315.8	0	0	1546.6
09 BUCKS		5.6	39.9	0	35.3	4.3	0	0	85.1
13 CARBON		1767	24.3	122.8	0	77.5	0	0	1991.6
35 LACKAWANNA		3.5	0	0	122.4	0	0	0	125.9
39 LEHIGH		23931	553.4	101	225.2	70.5	0	2.9	24884
40 LUZERNE		7.9	19.6	0	0	0	0	0	27.5
45 MONROE		12539.4	619.5	2.6	1338.7	1697.8	0	0	16198
46 MONTGOMERY		0	7479.7	0	272	207.1	0	0	7958.8
48 NORTHAMPTON		17625.7	3955.2	1666.6	445.8	1253	0	0	24946.3
52 PIKE		464.8	0	0	4.8	37	0	0	506.6
54 SCHUYLKILL		0	18.2	0	0	0	0	0	18.2
NJ NEW JERSEY		20667.8	479.4	146.5	5.6	25.4	0	48.4	21373.1
NY NEW YORK		108.2	0	0	138	9.4	24363.7	0	24619.3
Waste Totals:		78314.6	13204.5	2048.2	2600.9	3697.8	24363.7	51.3	124281



Commonwealth of Pennsylvania
 Department of Environmental Protection
 Bureau of Land Recycling and Waste Management
 Division of Reporting and Fee Collection

 Landfill Waste Receipts
 in Tons (2000 lbs.) of Waste

For Year: Quarter:
 2013 / 1

Disposal Facility: 101544, GREATER LEBANON REFUSE AUTHORITY LANDFILL

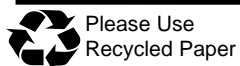
County/State that Generated Waste	Waste Type:	Municipal	Residual	Sewage Sludge	Infectious	Construction	Ash Residue	Asbestos	Total
38 LEBANON		17533	3379.7	421.5	0	3123.1	0	0	24457.3
Waste Totals:		17533	3379.7	421.5	0	3123.1	0	0	24457.3

Disposal Facility: 100281, GREENRIDGE RECLAMATION LANDFILL

County/State that Generated Waste	Waste Type:	Municipal	Residual	Sewage Sludge	Infectious	Construction	Ash Residue	Asbestos	Total
02 ALLEGHENY		13544.2	1628.8	963.2	0	1379.4	0	19.3	17534.9
03 ARMSTRONG		0	56.8	0	0	2.8	0	0	59.6
04 BEAVER		2.4	0	0	0	0	0	0	2.4
10 BUTLER		0	0	112	0	0	0	0	112
26 FAYETTE		737.3	306	173.6	0	336.5	0	0	1553.4
56 SOMERSET		460	0	0	0	9	0	0	469
63 WASHINGTON		454.2	0	659.8	0	44.3	0	0	1158.3
65 WESTMORELAND		13212.3	8302.2	2308.7	0	2721.9	0	50.6	26595.7
NJ NEW JERSEY		0	367.6	0	0	0	0	0	367.6
WV WEST VIRGINIA		0	5540	0	0	0	0	0	5540
Waste Totals:		28410.4	16201.4	4217.3	0	4493.9	0	69.9	53392.9

Disposal Facility: 100992, HARRISBURG M E R&R FACILITY RESIDUE DISPOSAL AREA B

County/State that Generated Waste	Waste Type:	Municipal	Residual	Sewage Sludge	Infectious	Construction	Ash Residue	Asbestos	Total
22 DAUPHIN		0	0	0	0	0	11437.2	0	11437.2
Waste Totals:		0	0	0	0	0	11437.2	0	11437.2



Commonwealth of Pennsylvania
 Department of Environmental Protection
 Bureau of Land Recycling and Waste Management
 Division of Reporting and Fee Collection

 Landfill Waste Receipts
 in Tons (2000 lbs.) of Waste

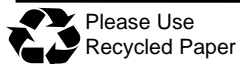
For Year: Quarter:
 2013 / 1

Disposal Facility: 100758, HARRISBURG MATERIALS ENERGY RECYCLING & RECOVERY FACILITY

County/State that Generated Waste	Waste Type:	Municipal	Residual	Sewage Sludge	Infectious	Construction	Ash Residue	Asbestos	Total
19 COLUMBIA		27.5	0	0	0	0	0	0	27.5
21 CUMBERLAND		3392.1	165	0	0	111.6	0	0	3668.7
22 DAUPHIN		35186.9	62.2	0	0	440.7	0	0	35689.8
28 FRANKLIN		0	86.6	0	0	0	0	0	86.6
36 LANCASTER		1.2	0	0	0	0	0	0	1.2
40 LUZERNE		0	72.8	0	0	0	0	0	72.8
41 LYCOMING		0	9.8	0	0	0	0	0	9.8
50 PERRY		491.8	0	0	0	1.8	0	0	493.6
54 SCHUYLKILL		216.2	46.7	0	0	0	0	0	262.9
67 YORK		0	0	0	0	0.1	0	0	0.1
NC NORTH CAROLINA		0	10.9	0	0	0	0	0	10.9
NJ NEW JERSEY		8346	0	0	0	0	0	0	8346
Waste Totals:		47661.7	454	0	0	554.2	0	0	48669.9

Disposal Facility: 100020, IESI PA BETHLEHEM LANDFILL CORP.

County/State that Generated Waste	Waste Type:	Municipal	Residual	Sewage Sludge	Infectious	Construction	Ash Residue	Asbestos	Total
09 BUCKS		2786.1	481.9	0	0	551.9	0	0	3819.9
39 LEHIGH		7075.9	692.7	0	0	524.9	0	0.5	8294
46 MONTGOMERY		0.5	749.5	0	0	249	0	1.5	1000.5
48 NORTHAMPTON		17811.5	358.5	0	0	853.2	0	0	19023.2
51 PHILADELPHIA		0	0	0	0	1729.8	0	0	1729.8
52 PIKE		0	0	0	0	12.5	0	0	12.5
NJ NEW JERSEY		11670.2	4671.6	0	0	14765.6	0	141.3	31248.7
NY NEW YORK		32059.9	0	0	0	8581.3	0	4.9	40646.1
Waste Totals:		71404.1	6954.2	0	0	27268.2	0	148.2	105774.7



Commonwealth of Pennsylvania
 Department of Environmental Protection
 Bureau of Land Recycling and Waste Management
 Division of Reporting and Fee Collection

 Landfill Waste Receipts
 in Tons (2000 lbs.) of Waste

For Year: Quarter:
 2013 / 1

Disposal Facility: 100934, IESI PA BLUE RIDGE LANDFILL CORP

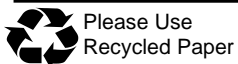
County/State that Generated Waste	Waste Type:	Municipal	Residual	Sewage Sludge	Infectious	Construction	Ash Residue	Asbestos	Total
01 ADAMS		3519.7	133.9	0	0	1124.8	0	0	4778.4
21 CUMBERLAND		3761.9	248.4	247.2	0	471.1	0	0	4728.6
22 DAUPHIN		0	0	17.9	0	77.1	0	0	95
28 FRANKLIN		13655.5	4091.9	2312.6	0	2001	0	0	22061
29 FULTON		21.6	0	0	0	0	0	0	21.6
50 PERRY		22.2	0	0	0	0	0	0	22.2
67 YORK		0	0	0	0	201.5	0	0	201.5
DC DISTRICT OF COLUMBIA		17325.6	0	0	0	0	0	0	17325.6
MD MARYLAND		33786.5	378.2	0	0	349.6	0	0	34514.3
NY NEW YORK		43179.7	0	0	0	0	0	588.9	43768.6
WV WEST VIRGINIA		472.2	0	0	0	64.7	0	0	536.9
Waste Totals:		115744.9	4852.4	2577.7	0	4289.8	0	588.9	128053.7

Disposal Facility: 101439, JOSEPH J BRUNNER INC LANDFILL

County/State that Generated Waste	Waste Type:	Municipal	Residual	Sewage Sludge	Infectious	Construction	Ash Residue	Asbestos	Total
02 ALLEGHENY		4219.5	11.5	234.7	0	0	0	0	4465.7
04 BEAVER		5021.3	1440.3	2333.2	0	0	0	13.3	8808.1
10 BUTLER		786.3	16.8	875	0	0	0	0	1678.1
37 LAWRENCE		54.9	31.1	23.9	0	0	0	0	109.9
Waste Totals:		10082	1499.7	3466.8	0	0	0	13.3	15061.8

Disposal Facility: 100663, KELLY RUN SANITATION INC LANDFILL

County/State that Generated Waste	Waste Type:	Municipal	Residual	Sewage Sludge	Infectious	Construction	Ash Residue	Asbestos	Total
02 ALLEGHENY		9521.2	7795.7	17.3	0	2061.1	0	0	19395.3
26 FAYETTE		658.3	57.3	256.3	0	275.5	0	0	1247.4
30 GREENE		81.3	0	0	0	6.3	0	0	87.6
63 WASHINGTON		1011	334.8	99.8	0	148.5	0	0	1594.1
65 WESTMORELAND		1440.9	9.3	0	0	62.5	0	0	1512.7
Waste Totals:		12712.7	8197.1	373.4	0	2553.9	0	0	23837.1



Commonwealth of Pennsylvania
 Department of Environmental Protection
 Bureau of Land Recycling and Waste Management
 Division of Reporting and Fee Collection

 Landfill Waste Receipts
 in Tons (2000 lbs.) of Waste

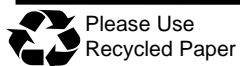
For Year: Quarter:
 2013 / 1

Disposal Facility: 101247, KEYSTONE SANITARY LANDFILL

County/State that Generated Waste	Waste Type:	Municipal	Residual	Sewage Sludge	Infectious	Construction	Ash Residue	Asbestos	Total
08 BRADFORD		0	27645.1	0	0	0	0	0	27645.1
13 CARBON		36.1	0	0	0	0	0	0	36.1
35 LACKAWANNA		35194.1	1635.1	5346	0	1790.3	0	0.2	43965.7
39 LEHIGH		397.2	0	0	0	0	0	0	397.2
40 LUZERNE		19133.8	1816.8	2309.8	0	1630.7	0	2.6	24893.7
41 LYCOMING		54.4	9654.2	0	0	0	0	0	9708.6
45 MONROE		7589.4	234.3	712.2	0	123.2	0	0	8659.1
48 NORTHAMPTON		1457.3	0	149.6	0	0	0	0	1606.9
52 PIKE		1683.1	135.4	0	0	33.3	0	0	1851.8
58 SUSQUEHANNA		2806.1	37958.7	50.5	0	1849	0	0	42664.3
64 WAYNE		933.8	0	174.3	0	502.7	0	0	1610.8
66 WYOMING		922.4	210.1	84.4	0	11.5	0	0	1228.4
CT CONNECTICUT		1993.3	22.5	0	0	0	0	61.4	2077.2
NJ NEW JERSEY		76955.2	5889.6	0	0	20.7	0	1.5	82867
NY NEW YORK		125269.6	0	0	0	88.6	0	0	125358.2
Waste Totals:		274425.8	85201.8	8826.8	0	6050	0	65.7	374570.1

Disposal Facility: 100329, LAKE VIEW LANDFILL

County/State that Generated Waste	Waste Type:	Municipal	Residual	Sewage Sludge	Infectious	Construction	Ash Residue	Asbestos	Total
02 ALLEGHENY		0	0.3	0	0	0	0	0	0.3
05 BEDFORD		0	45.2	0	0	0	0	0	45.2
16 CLARION		0	5.8	0	0	0	0	0	5.8
17 CLEARFIELD		0	0.7	0	0	0	0	0	0.7
20 CRAWFORD		2416.7	1378.5	1240.8	0	89.6	0	3	5128.6
25 ERIE		29553.3	7229.1	2767.3	0	3646.3	906.3	33.5	44135.8
43 MERCER		300.5	7	0	0	5.5	0	0	313
59 TIOGA		0	2.3	0	0	0	0	0	2.3
62 WARREN		0	23.1	311.3	0	0	0	0	334.4
NY NEW YORK		0	0	0	0	8.7	0	0	8.7
Waste Totals:		32270.5	8692	4319.4	0	3750.1	906.3	36.5	49974.8



Commonwealth of Pennsylvania
 Department of Environmental Protection
 Bureau of Land Recycling and Waste Management
 Division of Reporting and Fee Collection

 Landfill Waste Receipts
 in Tons (2000 lbs.) of Waste

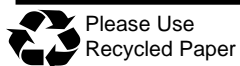
For Year: Quarter:
 2013 / 1

Disposal Facility: 101534, LAUREL HIGHLANDS LANDFILL INC

County/State that Generated Waste	Waste Type:	Municipal	Residual	Sewage Sludge	Infectious	Construction	Ash Residue	Asbestos	Total
05 BEDFORD		7.1	0	0	0	0	0	0	7.1
07 BLAIR		4984	1970.7	582.5	0	581.6	0	0	8118.8
11 CAMBRIA		6986.3	10951.5	1442.1	0	781.6	39.7	0	20201.2
17 CLEARFIELD		233.7	0	46.2	0	95.1	0	0	375
31 HUNTINGDON		0	200.4	0	0	0	0	0	200.4
32 INDIANA		264.8	77.1	0	0	75.6	0	0	417.5
33 JEFFERSON		64.7	0	0	0	0	0	0	64.7
34 JUNIATA		93.4	0	0	0	0	0	0	93.4
44 MIFFLIN		9245.3	0	156.2	0	0	0	0	9401.5
56 SOMERSET		5.4	0	0	0	0	0	0	5.4
65 WESTMORELAND		184.4	274.1	0	0	2.6	0	0	461.1
Waste Totals:		22069.1	13473.8	2227	0	1536.5	39.7	0	39346.1

Disposal Facility: 101389, LCSWMA FREY FARM LANDFILL

County/State that Generated Waste	Waste Type:	Municipal	Residual	Sewage Sludge	Infectious	Construction	Ash Residue	Asbestos	Total
21 CUMBERLAND		0	22.5	0	0	0	0	0	22.5
22 DAUPHIN		0	14.4	0	0	288.4	5815.4	0	6118.2
36 LANCASTER		11547.7	12637	286	155.8	15016	23154.3	1	62797.8
38 LEBANON		0	249.5	0	0	0	0	0	249.5
48 NORTHAMPTON		0	5.9	0	0	0	0	0	5.9
50 PERRY		0	3.8	0	0	0	0	0	3.8
67 YORK		0	1118.6	0	0	0	0	0	1118.6
DE DELAWARE (ST)		0	21.9	0	0	0	0	0	21.9
Waste Totals:		11547.7	14073.6	286	155.8	15304.4	28969.7	1	70338.2



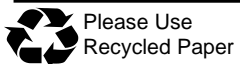
Commonwealth of Pennsylvania
 Department of Environmental Protection
 Bureau of Land Recycling and Waste Management
 Division of Reporting and Fee Collection

 Landfill Waste Receipts
 in Tons (2000 lbs.) of Waste

For Year: Quarter:
 2013 / 1

Disposal Facility: 400592, LCSWMA RESOURCE RECOVERY FACILITY

County/State that Generated Waste	Waste Type:	Municipal	Residual	Sewage Sludge	Infectious	Construction	Ash Residue	Asbestos	Total
06 BERKS		0	159.9	0	0	0	0	0	159.9
07 BLAIR		0	14.8	0	0	0	0	0	14.8
09 BUCKS		0	381	0	0	0	0	0	381
11 CAMBRIA		0	12.1	0	0	0	0	0	12.1
14 CENTRE		0	6.3	0	0	0	0	0	6.3
15 CHESTER		0	102	0	0	0	0	0	102
22 DAUPHIN		8146	1316.1	0	0	0	0	0	9462.1
36 LANCASTER		57173.2	6449.5	837.2	0	47.7	0	0	64507.6
38 LEBANON		0	350.6	0	0	0	0	0	350.6
39 LEHIGH		0	414.8	0	0	0	0	0	414.8
40 LUZERNE		0	0.1	0	0	0	0	0	0.1
45 MONROE		0	390.7	0	0	0	0	0	390.7
46 MONTGOMERY		0	332.7	0	0	0	0	0	332.7
48 NORTHAMPTON		0	183.8	0	0	0	0	0	183.8
49 NORTHUMBERLAND		0	41.2	0	0	0	0	0	41.2
51 PHILADELPHIA		0	37.2	0	0	0	0	0	37.2
54 SCHUYLKILL		2645.7	94.3	0	0	0	0	0	2740
66 WYOMING		0	800.6	0	0	0	0	0	800.6
67 YORK		0	24.7	0	0	0	0	0	24.7
CT CONNECTICUT		0	10.2	0	0	0	0	0	10.2
DE DELAWARE (ST)		0	153.9	0	0	0	0	0	153.9
FL FLORIDA		0	43.1	0	0	0	0	0	43.1
IL ILLINOIS		0	42.1	0	0	0	0	0	42.1
LA LOUISIANA		0	33.7	0	0	0	0	0	33.7
MD MARYLAND		0	132.2	0	0	0	0	0	132.2
MS MISSISSIPPI		0	121.2	0	0	0	0	0	121.2
NC NORTH CAROLINA		0	208.7	0	0	0	0	0	208.7
NJ NEW JERSEY		8418.5	673.1	0	0	0	0	0	9091.6
NY NEW YORK		0	128.5	0	0	0	0	0	128.5
PR PUERTO RICO		0	66.5	0	0	0	0	0	66.5
VA VIRGINIA		0	431.6	0	0	0	0	0	431.6
Waste Totals:		76383.4	13157.2	837.2	0	47.7	0	0	90425.5



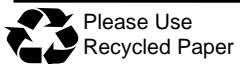
Commonwealth of Pennsylvania
 Department of Environmental Protection
 Bureau of Land Recycling and Waste Management
 Division of Reporting and Fee Collection

 Landfill Waste Receipts
 in Tons (2000 lbs.) of Waste

For Year: Quarter:
 2013 / 1

Disposal Facility: 100963, LYCOMING COUNTY RESOURCE MANAGEMENT SERVICES LANDFILL

County/State that Generated Waste	Waste Type:	Municipal	Residual	Sewage Sludge	Infectious	Construction	Ash Residue	Asbestos	Total
13 CARBON		0	33	0	0	0	0	0	33
18 CLINTON		0	37.7	0	0	0	0	0	37.7
19 COLUMBIA		8827.3	4108.1	2295.5	0	1583.8	0	3.5	16818.2
21 CUMBERLAND		0	0.1	0	0	0	0	0	0.1
22 DAUPHIN		0	0.4	0	0	0	0	0	0.4
34 JUNIATA		0	52.1	0	0	2.1	0	0	54.2
35 LACKAWANNA		0	0.2	0	0	0	0	80.2	80.4
40 LUZERNE		4.8	15.8	0	0	0	0	18.2	38.8
41 LYCOMING		12314	5663.4	2194.5	78.4	299.2	615.1	3.8	21168.4
45 MONROE		0	50.8	0	0	0	0	20.4	71.2
46 MONTGOMERY		0	0	0	0	0	0	3.2	3.2
47 MONTOUR		1870	1162	12.2	161.5	428.9	0	26.2	3660.8
49 NORTHUMBERLAND		5815.1	3196.3	4180	0	628.4	6	7	13832.8
50 PERRY		0	27.3	0	0	0	0	0	27.3
54 SCHUYLKILL		0	21.5	16.2	0	0	0	0	37.7
55 SNYDER		3622.7	893.9	294	0	304.2	0	4.7	5119.5
57 SULLIVAN		25.4	0	0	0	0	0	0	25.4
58 SUSQUEHANNA		0	3.1	0	0	0	0	0	3.1
59 TIOGA		4.2	0	0	0	0	0	0	4.2
60 UNION		5075.6	1909.9	1012.9	0	702.7	10	9.1	8720.2
67 YORK		0	0.2	0	0	0	0	0	0.2
NJ NEW JERSEY		0	0	0	0	0	0	6.3	6.3
Waste Totals:		37559.1	17175.8	10005.3	239.9	3949.3	631.1	182.6	69743.1



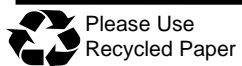
Commonwealth of Pennsylvania
 Department of Environmental Protection
 Bureau of Land Recycling and Waste Management
 Division of Reporting and Fee Collection

 Landfill Waste Receipts
 in Tons (2000 lbs.) of Waste

For Year: Quarter:
 2013 / 1

Disposal Facility: 100361, MCKEAN COUNTY LANDFILL

County/State that Generated Waste	Waste Type:	Municipal	Residual	Sewage Sludge	Infectious	Construction	Ash Residue	Asbestos	Total
08 BRADFORD		0	150.4	0	0	0	0	0	150.4
12 CAMERON		8.3	0	0	0	53.6	0	0	61.9
24 ELK		1617.7	468.5	0	0	366.1	0	0	2452.3
27 FOREST		0	164.3	0	0	0	0	0	164.3
33 JEFFERSON		1203	3.9	0	0	12.5	0	0	1219.4
42 MCKEAN		4095.4	1436.4	694.6	0	790.1	0	0	7016.5
53 POTTER		0	5.2	0	0	0	0	0	5.2
62 WARREN		0	115.3	169.4	0	115.9	0	0	400.6
NY NEW YORK		0	167.6	0	0	548.5	0	0	716.1
Waste Totals:		6924.4	2511.6	864	0	1886.7	0	0	12186.7



Please Use
Recycled Paper

Phone: 717-783-9258
 Printed: 5/24/2013

Also visit our Internet WWW Site at: <http://www.dep.state.pa.us>

DISCLAIMER: While care has been taken in the preparation of this report, there is no warranty or guarantee as to the data, calculation or content accuracy. The Commonwealth reserves the right to update or change any data or presentation format without notice or liability.

Commonwealth of Pennsylvania
 Department of Environmental Protection
 Bureau of Land Recycling and Waste Management
 Division of Reporting and Fee Collection

 Landfill Waste Receipts
 in Tons (2000 lbs.) of Waste

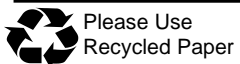
For Year: Quarter:
 2013 / 1

Disposal Facility: 100113, MODERN LANDFILL

County/State that Generated Waste	Waste Type:	Municipal	Residual	Sewage Sludge	Infectious	Construction	Ash Residue	Asbestos	Total
01 ADAMS		571.5	374.8	115.1	0	475.8	0	0	1537.2
06 BERKS		0	299.8	0	0	0	0	0	299.8
15 CHESTER		0	23.5	0	0	0	0	0	23.5
21 CUMBERLAND		8686.1	274.2	0	31.4	72.8	0	0.2	9064.7
22 DAUPHIN		4.7	2893.5	290.4	362.9	3550	0	0	7101.5
36 LANCASTER		0	10055.6	0	0	0	0	0	10055.6
38 LEBANON		0	2297	0	0	0	0	0.4	2297.4
39 LEHIGH		0	82.4	0	0	0	0	0	82.4
40 LUZERNE		0	78.5	0	0	0	0	0	78.5
46 MONTGOMERY		167.1	0	0	0	4482.8	0	198.5	4848.4
50 PERRY		0	78.5	0	0	0	0	0	78.5
51 PHILADELPHIA		61693.3	0	0	0	0	0	53.7	61747
54 SCHUYLKILL		0	196.8	0	0	0	0	3.7	200.5
67 YORK		121.1	62560.6	885.2	0	7445.1	9.8	42.1	71063.9
CT CONNECTICUT		0	1093.1	0	0	0	0	459.9	1553
DC DISTRICT OF COLUMBIA		0	0	0	0	0	0	4.6	4.6
DE DELAWARE (ST)		0	873	0	0	0	0	22.2	895.2
MD MARYLAND		25.6	5869.5	2237.9	6174.4	0	0	5045.5	19352.9
NC NORTH CAROLINA		0	0	0	0	0	0	0	0
NJ NEW JERSEY		8262.2	1318.1	0	0	0	22.3	1.1	9603.7
VA VIRGINIA		0	31.6	0	0	0	0	10	41.6
WV WEST VIRGINIA		0	3	0	0	0	0	0	3
Waste Totals:		79531.6	88403.5	3528.6	6568.7	16026.5	32.1	5841.9	199932.9

Disposal Facility: 100594, MONROEVILLE LANDFILL

County/State that Generated Waste	Waste Type:	Municipal	Residual	Sewage Sludge	Infectious	Construction	Ash Residue	Asbestos	Total
02 ALLEGHENY		50815	27942.7	1174.1	1598.8	4063.7	666.4	0	86260.7
03 ARMSTRONG		73.4	197.6	0	0	6.4	0	0	277.4
10 BUTLER		173.6	40.7	0	0	234.2	0	0	448.5
65 WESTMORELAND		876.1	360.2	260	0	235.6	0	0	1731.9
Waste Totals:		51938.1	28541.2	1434.1	1598.8	4539.9	666.4	0	88718.5



Commonwealth of Pennsylvania
 Department of Environmental Protection
 Bureau of Land Recycling and Waste Management
 Division of Reporting and Fee Collection

 Landfill Waste Receipts
 in Tons (2000 lbs.) of Waste

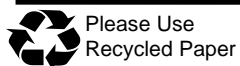
For Year: Quarter:
 2013 / 1

Disposal Facility: 101571, MOSTOLLER LANDFILL INC

County/State that Generated Waste	Waste Type:	Municipal	Residual	Sewage Sludge	Infectious	Construction	Ash Residue	Asbestos	Total
03 ARMSTRONG		0	1187.8	0	0	0	0	0	1187.8
05 BEDFORD		201.6	140.8	59.7	0	33.6	0	0	435.7
07 BLAIR		16330.6	148.4	0	0	273.3	0	0	16752.3
11 CAMBRIA		3898.3	345.4	554.8	0	576	0	0	5374.5
26 FAYETTE		0	387.1	0	0	0	0	0	387.1
30 GREENE		0	5.3	0	0	0	0	0	5.3
31 HUNTINGDON		0	101.7	0	0	0	0	0	101.7
32 INDIANA		0	0	0	0	80.1	0	0	80.1
42 MCKEAN		5.3	0	0	0	0	0	0	5.3
56 SOMERSET		5215.5	689	559.6	0	383.3	0	0	6847.4
59 TIOGA		0	2084.1	0	0	0	0	0	2084.1
65 WESTMORELAND		3126.1	60	0	0	36.9	0	0	3223
MD MARYLAND		9129.6	0	68.5	0	58.1	0	0	9256.2
WV WEST VIRGINIA		371.1	0	0	0	0	0	0	371.1
Waste Totals:		38278.1	5149.6	1242.6	0	1441.3	0	0	46111.6

Disposal Facility: 101100, MOUNTAIN VIEW RECLAMATION LANDFILL

County/State that Generated Waste	Waste Type:	Municipal	Residual	Sewage Sludge	Infectious	Construction	Ash Residue	Asbestos	Total
01 ADAMS		3057.9	1113.3	13.4	0	287.5	0	0	4472.1
21 CUMBERLAND		3717.6	371.2	5.9	0	581.8	0	0	4676.5
22 DAUPHIN		19.6	19.8	196.2	0.7	1422.9	0	0	1659.2
28 FRANKLIN		4669.9	1548.6	448	0	691.8	0	0.5	7358.8
29 FULTON		56.7	356.2	0	0	6.5	0	0	419.4
36 LANCASTER		1.6	0	0	0	0	0	0	1.6
49 NORTHUMBERLAND		2706.8	0	0	0	0	0	0	2706.8
50 PERRY		367.1	0	0	0	20.4	0	0	387.5
67 YORK		0	0.2	262.5	0	111.1	0	0	373.8
MD MARYLAND		33876.4	286.8	237.6	0	473.9	0	0.3	34875
WV WEST VIRGINIA		6526.4	80.8	0	0	270.6	0	5.3	6883.1
Waste Totals:		55000	3776.9	1163.6	0.7	3866.5	0	6.1	63813.8



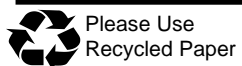
Commonwealth of Pennsylvania
 Department of Environmental Protection
 Bureau of Land Recycling and Waste Management
 Division of Reporting and Fee Collection

 Landfill Waste Receipts
 in Tons (2000 lbs.) of Waste

For Year: Quarter:
 2013 / 1

Disposal Facility: 100585, NORTHWEST SANITARY LANDFILL

County/State that Generated Waste	Waste Type:	Municipal	Residual	Sewage Sludge	Infectious	Construction	Ash Residue	Asbestos	Total
02 ALLEGHENY		742.5	38.6	0	0	49.7	0	0	830.8
03 ARMSTRONG		1331.8	6.9	0	0	1.9	0	0	1340.6
04 BEAVER		37.6	0	28.6	0	0	0	0	66.2
10 BUTLER		6054.5	8554.4	1686.6	0	360.4	0	26.1	16682
16 CLARION		307.9	433.5	30.6	0	115.4	0	0	887.4
20 CRAWFORD		95.3	1369.4	0	0	2	0	0	1466.7
25 ERIE		0	78.6	0	0	0	0	0	78.6
27 FOREST		0	1447.3	0	0	0	0	0	1447.3
32 INDIANA		0	21.6	0	0	0	0	0	21.6
33 JEFFERSON		0	10.7	0	0	5.4	0	0	16.1
37 LAWRENCE		3043.9	5.3	0	0	17.7	0	0	3066.9
41 LYCOMING		0	3.3	0	0	0	0	0	3.3
42 MCKEAN		0	3	0	0	0	0	0	3
43 MERCER		4759.2	218.3	0	0	13.2	0	0	4990.7
61 VENANGO		685.2	513.9	0	0	64.7	0	0	1263.8
OH OHIO		0	106.6	0	0	0	0	0	106.6
Waste Totals:		17057.9	12811.4	1745.8	0	630.4	0	26.1	32271.6



Please Use
Recycled Paper

Phone: 717-783-9258
 Printed: 5/24/2013

Also visit our Internet WWW Site at: <http://www.dep.state.pa.us>

DISCLAIMER: While care has been taken in the preparation of this report, there is no warranty or guarantee as to the data, calculation or content accuracy. The Commonwealth reserves the right to update or change any data or presentation format without notice or liability.

Commonwealth of Pennsylvania
 Department of Environmental Protection
 Bureau of Land Recycling and Waste Management
 Division of Reporting and Fee Collection

 Landfill Waste Receipts
 in Tons (2000 lbs.) of Waste

For Year: Quarter:
 2013 / 1

Disposal Facility: 100346, PIONEER CROSSING LANDFILL

County/State that Generated Waste	Waste Type:	Municipal	Residual	Sewage Sludge	Infectious	Construction	Ash Residue	Asbestos	Total
06 BERKS		8797.6	2679.7	4563.1	0	195.7	0	0	16236.1
09 BUCKS		398.9	27.4	61.8	116.6	0	0	0	604.7
15 CHESTER		373.4	90.3	0	7.1	17.9	0	0	488.7
21 CUMBERLAND		0	6.3	0	0	0	0	0	6.3
22 DAUPHIN		0	0	0	0	6.4	0	0	6.4
23 DELAWARE		13.8	38.3	0	0	102.9	0	13.4	168.4
36 LANCASTER		231.6	0	0	0	0	0	0	231.6
38 LEBANON		0	311.4	0	0	0	0	0	311.4
39 LEHIGH		9142.4	686.1	0	73.6	0	0	4.1	9906.2
46 MONTGOMERY		25265.3	2221.3	1024.8	0.4	166.3	283.8	0	28961.9
48 NORTHAMPTON		46.3	248.3	0	0	0	0	3	297.6
51 PHILADELPHIA		23.1	73.3	0	650.2	0	0	3.2	749.8
NJ NEW JERSEY		0	44.5	843.4	0	0	0	0.3	888.2
NY NEW YORK		0	164.4	2.4	1153.6	0	0	0	1320.4
Waste Totals:		44292.4	6591.3	6495.5	2001.5	489.2	283.8	24	60177.7

Disposal Facility: 101069, S.E.C.C.R.A. LANDFILL

County/State that Generated Waste	Waste Type:	Municipal	Residual	Sewage Sludge	Infectious	Construction	Ash Residue	Asbestos	Total
15 CHESTER		16754.4	310.7	410.6	0	4707.7	0	0	22183.4
Waste Totals:		16754.4	310.7	410.6	0	4707.7	0	0	22183.4

Commonwealth of Pennsylvania
 Department of Environmental Protection
 Bureau of Land Recycling and Waste Management
 Division of Reporting and Fee Collection

 Landfill Waste Receipts
 in Tons (2000 lbs.) of Waste

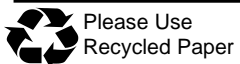
For Year: Quarter:
 2013 / 1

Disposal Facility: 100403, SENECA LANDFILL INC

County/State that Generated Waste	Waste Type:	Municipal	Residual	Sewage Sludge	Infectious	Construction	Ash Residue	Asbestos	Total
02 ALLEGHENY		12344.9	13228.7	1358.4	0	1217.4	0	0	28149.4
03 ARMSTRONG		808.7	158.2	160.8	0	137	0	0	1264.7
04 BEAVER		12036.5	233.3	26	0	67.1	0	0	12362.9
10 BUTLER		17578	23710.3	1312.6	0	1510.7	0	0	44111.6
11 CAMBRIA		0	0	0	0	0	0	0	0
16 CLARION		0	0	9.3	0	0	0	0	9.3
20 CRAWFORD		0	45.6	84.5	0	0	0	0	130.1
25 ERIE		0	0	30.3	0	0	0	0	30.3
27 FOREST		0	0	133.5	0	0	0	0	133.5
32 INDIANA		0	186.4	0	0	0	0	0	186.4
33 JEFFERSON		0	0	0	0	0	0	0	0
37 LAWRENCE		288	715.4	0	0	251.6	0	0	1255
43 MERCER		25722.9	9255.3	92	0	9200.1	0	0	44270.3
61 VENANGO		68	354.9	303.7	0	175.3	0	0	901.9
63 WASHINGTON		7.6	0	295.3	0	0	0	0	302.9
65 WESTMORELAND		393.5	57.9	504.4	0	17.8	0	0	973.6
OH OHIO		1.4	0	0	0	0	0	0	1.4
Waste Totals:		69249.5	47946	4310.8	0	12577	0	0	134083.3

Disposal Facility: 101421, SHADE LANDFILL

County/State that Generated Waste	Waste Type:	Municipal	Residual	Sewage Sludge	Infectious	Construction	Ash Residue	Asbestos	Total
05 BEDFORD		163.4	7	0	0	0	0	0	170.4
07 BLAIR		0	194.6	0	0	0	0	0	194.6
09 BUCKS		0	15.2	0	0	0	0	0	15.2
11 CAMBRIA		5.9	7.2	0	0	30.2	0	0	43.3
56 SOMERSET		289.8	42.8	0	0	11.8	0	0	344.4
CT CONNECTICUT		15.2	0	0	0	0	0	0	15.2
NJ NEW JERSEY		0	3.7	0	0	0	0	0	3.7
Waste Totals:		474.3	270.5	0	0	42	0	0	786.8



Commonwealth of Pennsylvania
 Department of Environmental Protection
 Bureau of Land Recycling and Waste Management
 Division of Reporting and Fee Collection

 Landfill Waste Receipts
 in Tons (2000 lbs.) of Waste

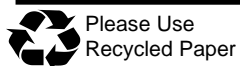
For Year: Quarter:
 2013 / 1

Disposal Facility: 100592, SOUTH HILLS LANDFILL INC

County/State that Generated Waste	Waste Type:	Municipal	Residual	Sewage Sludge	Infectious	Construction	Ash Residue	Asbestos	Total
02 ALLEGHENY		5880.4	10580.5	582.1	0	2335.1	99.6	0	19477.7
26 FAYETTE		0	267.9	0	0	26.9	0	0	294.8
30 GREENE		0	7.3	0	0	9.6	0	0	16.9
43 MERCER		0	145.6	0	0	0	0	0	145.6
61 VENANGO		0	192.2	0	0	0	0	0	192.2
63 WASHINGTON		1157.3	4081.6	0	0	377.1	0	0	5616
65 WESTMORELAND		0	5979.4	0	0	0.7	0	0	5980.1
WV WEST VIRGINIA		0	182.9	0	0	1.1	0	0	184
Waste Totals:		7037.7	21437.4	582.1	0	2750.5	99.6	0	31907.3

Disposal Facility: 100081, SOUTHERN ALLEGHENIES LANDFILL INC

County/State that Generated Waste	Waste Type:	Municipal	Residual	Sewage Sludge	Infectious	Construction	Ash Residue	Asbestos	Total
05 BEDFORD		152.4	69.7	0	0	13.9	0	114.7	350.7
07 BLAIR		9.1	367.4	0	0	0	0	0	376.5
11 CAMBRIA		7501.3	1330.6	0	0	676.9	0	0	9508.8
17 CLEARFIELD		0	0	0	0	0	0	4.8	4.8
32 INDIANA		0	0	0	0	0.7	0	0	0.7
56 SOMERSET		4130	833.9	126.3	0	269.1	0	2.4	5361.7
65 WESTMORELAND		10.3	3	0	0	3.2	0	0	16.5
DE DELAWARE (ST)		0	0	0	0	0	0	3.2	3.2
MD MARYLAND		0	0	0	0	0	0	29.3	29.3
NJ NEW JERSEY		0	116.5	0	0	0	0	0	116.5
NY NEW YORK		0	0	0	0	0	0	92.6	92.6
Waste Totals:		11803.1	2721.1	126.3	0	963.8	0	247	15861.3



Commonwealth of Pennsylvania
 Department of Environmental Protection
 Bureau of Land Recycling and Waste Management
 Division of Reporting and Fee Collection

 Landfill Waste Receipts
 in Tons (2000 lbs.) of Waste

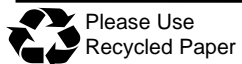
For Year: Quarter:
 2013 / 1

Disposal Facility: 100277, TERVITA SANITARY LANDFILL

County/State that Generated Waste	Waste Type:	Municipal	Residual	Sewage Sludge	Infectious	Construction	Ash Residue	Asbestos	Total
02 ALLEGHENY		9201.6	4503.8	1973.7	0	3167.9	0	0	18847
03 ARMSTRONG		18.4	0	0	0	0	0	0	18.4
05 BEDFORD		6.2	0	0	0	0	0	0	6.2
20 CRAWFORD		0	0	9.1	0	0	0	0	9.1
26 FAYETTE		1996.5	3.9	9.2	0	788.9	0	0	2798.5
30 GREENE		739.4	19082.9	5.9	0	237.8	0	0	20066
32 INDIANA		0	10.8	0	0	0	0	0	10.8
63 WASHINGTON		7245.6	6005.2	320.3	0	2472.4	0	0	16043.5
65 WESTMORELAND		3394.7	1421.3	345.6	0	2640.8	0	14.7	7817.1
OH OHIO		0	354.4	0	0	0	0	0	354.4
WV WEST VIRGINIA		58.1	8166.6	0	0	132.6	0	0	8357.3
Waste Totals:		22660.5	39548.9	2663.8	0	9440.4	0	14.7	74328.3

Disposal Facility: 101494, TULLYTOWN RESOURCE RECOVERY FACILITY

County/State that Generated Waste	Waste Type:	Municipal	Residual	Sewage Sludge	Infectious	Construction	Ash Residue	Asbestos	Total
09 BUCKS		1384.8	15242.1	728.5	122.8	220.2	27773.9	0	45472.3
15 CHESTER		0	58.5	5	0	0	0	0	63.5
23 DELAWARE		455.1	16.4	191.6	443.9	18.8	0	0	1125.8
46 MONTGOMERY		1058.6	3954.6	1055	106.5	0	18.5	0	6193.2
51 PHILADELPHIA		5843.9	1697.8	452.9	953.1	256.8	0	3.1	9207.6
DE DELAWARE (ST)		0	22.3	0	0	0	0	0	22.3
NJ NEW JERSEY		27288	38952.9	2325.5	0	18779.7	123	4157.1	91626.2
NY NEW YORK		63279.9	2463.3	3399.3	6.8	4835.2	0	0	73984.5
Waste Totals:		99310.3	62407.9	8157.8	1633.1	24110.7	27915.4	4160.2	227695.4



Commonwealth of Pennsylvania
 Department of Environmental Protection
 Bureau of Land Recycling and Waste Management
 Division of Reporting and Fee Collection

 Landfill Waste Receipts
 in Tons (2000 lbs.) of Waste

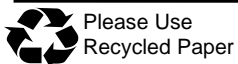
For Year: Quarter:
 2013 / 1

Disposal Facility: 100280, VALLEY LANDFILL

County/State that Generated Waste	Waste Type:	Municipal	Residual	Sewage Sludge	Infectious	Construction	Ash Residue	Asbestos	Total
02 ALLEGHENY		7422.2	26372.4	354.2	0	2916.7	1854.3	12.4	38932.2
03 ARMSTRONG		1475.6	0	0	0	73.3	0	0	1548.9
10 BUTLER		161.6	0	0	0	6.7	0	0	168.3
26 FAYETTE		141.5	246.2	0	0	2.7	0	0	390.4
32 INDIANA		0	243.9	0	0	0	0	0	243.9
65 WESTMORELAND		20531.8	3810.5	2021.9	873.6	3898.7	0	0.8	31137.3
Waste Totals:		29732.7	30673	2376.1	873.6	6898.1	1854.3	13.2	72421

Disposal Facility: 100739, WESTERN BERKS COMMUNITY LANDFILL

County/State that Generated Waste	Waste Type:	Municipal	Residual	Sewage Sludge	Infectious	Construction	Ash Residue	Asbestos	Total
06 BERKS		9554.1	6978.7	0	0	732.4	0	31.6	17296.8
09 BUCKS		1865	0	0	0	0	0	0	1865
13 CARBON		0	0	84.6	0	0	0	0	84.6
15 CHESTER		0	0	0	0	0	0	4.8	4.8
21 CUMBERLAND		0	5.2	0	0	0	0	0	5.2
23 DELAWARE		0	7.9	840.9	0	0	0	15.3	864.1
36 LANCASTER		0	0	0	0	0	0	6.8	6.8
39 LEHIGH		2693.9	15	0	0	92.4	0	0	2801.3
44 MIFFLIN		10.2	0	0	0	0	0	0	10.2
46 MONTGOMERY		7254.8	71.8	411.5	0	206.1	0	231.4	8175.6
48 NORTHAMPTON		1223.4	1930.4	236.3	0	169.2	0	0	3559.3
51 PHILADELPHIA		5.1	0	0	0	0	0	9	14.1
NJ NEW JERSEY		11478	21.8	832.3	0	378.1	0	28.1	12738.3
NY NEW YORK		0	0	2107.9	0	0	0	0	2107.9
Waste Totals:		34084.5	9030.8	4513.5	0	1578.2	0	327	49534



Commonwealth of Pennsylvania
 Department of Environmental Protection
 Bureau of Land Recycling and Waste Management
 Division of Reporting and Fee Collection

 Landfill Waste Receipts
 in Tons (2000 lbs.) of Waste

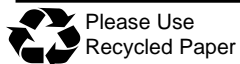
For Year: Quarter:
 2013 / 1

Disposal Facility: 400633, WHEELABRATOR FALLS INC

County/State that Generated Waste	Waste Type:	Municipal	Residual	Sewage Sludge	Infectious	Construction	Ash Residue	Asbestos	Total
06 BERKS		29	0	0	0	0	0	0	29
09 BUCKS		27578.4	93.7	0	0	3692.8	0	0	31364.9
15 CHESTER		0	105.9	0	0	0	0	0	105.9
21 CUMBERLAND		0	3.1	0	0	0	0	0	3.1
38 LEBANON		0	408.5	0	0	0	0	0	408.5
39 LEHIGH		0	17.8	0	0	0	0	0	17.8
46 MONTGOMERY		11.5	110.9	0	0	0	0	0	122.4
51 PHILADELPHIA		68148.3	194.5	0	0	0	0	0	68342.8
67 YORK		0	381.7	0	0	0	0	0	381.7
KY KENTUCKY		0	53.2	0	0	0	0	0	53.2
MA MASSACHUSETTS		0	17.9	0	0	0	0	0	17.9
NJ NEW JERSEY		13853	743.3	0	0	2.1	0	0	14598.4
NY NEW YORK		4324.4	35	0	0	22.6	0	0	4382
Waste Totals:		113944.6	2165.5	0	0	3717.5	0	0	119827.6

Disposal Facility: 101538, WSI SANDY RUN LANDFILL INC.

County/State that Generated Waste	Waste Type:	Municipal	Residual	Sewage Sludge	Infectious	Construction	Ash Residue	Asbestos	Total
05 BEDFORD		6311.6	449.4	186.2	0	482.5	0	0	7429.7
07 BLAIR		1005.7	215.4	0	0	247.4	0	0	1468.5
21 CUMBERLAND		0	0	0	0	1678.2	0	0	1678.2
29 FULTON		613.2	0	0	0	133.9	0	0	747.1
31 HUNTINGDON		5706.3	0	0	0	82.3	0	0	5788.6
39 LEHIGH		314.2	0	0	0	0	0	0	314.2
48 NORTHAMPTON		0	0	0	0	91.5	0	0	91.5
50 PERRY		0	45.5	0	0	0	0	0	45.5
MD MARYLAND		9803.3	163	0	0	0	0	0	9966.3
Waste Totals:		23754.3	873.3	186.2	0	2715.8	0	0	27529.6



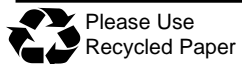
Commonwealth of Pennsylvania
 Department of Environmental Protection
 Bureau of Land Recycling and Waste Management
 Division of Reporting and Fee Collection

 Landfill Waste Receipts
 in Tons (2000 lbs.) of Waste

For Year: Quarter:
 2013 / 1

Disposal Facility: 400561, YORK COUNTY RESOURCE RECOVERY CENTER

County/State that Generated Waste	Waste Type:	Municipal	Residual	Sewage Sludge	Infectious	Construction	Ash Residue	Asbestos	Total
01 ADAMS		2060.9	239.8	0	0	0	0	0	2300.7
21 CUMBERLAND		5691.6	0	0	0	0	0	0	5691.6
22 DAUPHIN		3218.7	0	0	0	0	0	0	3218.7
35 LACKAWANNA		0	227.5	0	0	0	0	0	227.5
44 MIFFLIN		0	99.7	0	0	0	0	0	99.7
51 PHILADELPHIA		3119.5	0	0	0	0	0	0	3119.5
67 YORK		64917.6	2361.8	0	0	0	0	0	67279.4
FL FLORIDA		4.3	0	0	0	0	0	0	4.3
MD MARYLAND		7021.3	0	0	0	0	0	0	7021.3
NJ NEW JERSEY		6119.5	0	0	0	0	0	0	6119.5
Waste Totals:		92153.4	2928.8	0	0	0	0	0	95082.2



Please Use
Recycled Paper

Phone: 717-783-9258
 Printed: 5/24/2013

Also visit our Internet WWW Site at: <http://www.dep.state.pa.us>

DISCLAIMER: While care has been taken in the preparation of this report, there is no warranty or guarantee as to the data, calculation or content accuracy. The Commonwealth reserves the right to update or change any data or presentation format without notice or liability.