

Commonwealth of Pennsylvania  
 Department of Environmental Protection  
 Bureau of Waste Management  
 Division of Reporting and Fee Collection

-----  
 Landfill Waste Receipts  
 in Tons (2000 lbs.) of Waste

For Year: 2013

Disposal Facility: 100419, ADVANCED DISPOSAL SERVICES CHESTNUT VALLEY LANDFILL

County/State that Generated Waste	Waste Type: Municipal	Residual	Sewage Sludge	Infectious	Construction	Ash Residue	Asbestos	Total
02 ALLEGHENY	96	5210.7	0	0	0	0	0	5306.7
10 BUTLER	0	11.7	0	0	0	0	0	11.7
26 FAYETTE	63293.3	26698.5	4945.5	0	8109.3	0	1.4	103048
30 GREENE	11169.6	74487	1936.7	0	1970.9	0	6.4	89570.6
43 MERCER	0	0.1	0	0	0	0	0	0.1
56 SOMERSET	524.1	3519	0	0	3.7	0	0	4046.8
63 WASHINGTON	1725.9	6095.7	0	0	239.1	0	1.3	8062
65 WESTMORELAND	8154.3	35180	0	0	268	0	0	43602.3
WV WEST VIRGINIA	56.6	680	0	0	1665.6	0	384.4	2786.6
<b>Waste Totals:</b>	<b>85019.8</b>	<b>151882.7</b>	<b>6882.2</b>	<b>0</b>	<b>12256.6</b>	<b>0</b>	<b>393.5</b>	<b>256434.8</b>



Please Use  
Recycled Paper

Phone: 717-783-9258

Printed: 2/10/2014

Also visit our Internet WWW Site at: <http://www.dep.state.pa.us>

DISCLAIMER: While care has been taken in the preparation of this report, there is no warranty or guarantee as to the data, calculation or content accuracy. The Commonwealth reserves the right to update or change any data or presentation format without notice or liability.

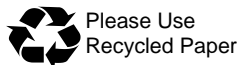
Commonwealth of Pennsylvania  
 Department of Environmental Protection  
 Bureau of Waste Management  
 Division of Reporting and Fee Collection

-----  
 Landfill Waste Receipts  
 in Tons (2000 lbs.) of Waste

For Year: 2013

Disposal Facility: 101397, ADVANCED DISPOSAL SERVICES GREENTREE LANDFILL LLC.

County/State that Generated Waste	Waste Type: Municipal	Residual	Sewage Sludge	Infectious	Construction	Ash Residue	Asbestos	Total
02 ALLEGHENY	0	3.8	0	0	0	0	0	3.8
03 ARMSTRONG	13	5120.7	0	0	4.5	0	0	5138.2
06 BERKS	2343.3	16.8	0	0	0	0	0	2360.1
07 BLAIR	1729.9	7329.8	8623.7	0	0	0	10.6	17694
08 BRADFORD	0	0.5	0	0	0	0	0	0.5
09 BUCKS	0	656.3	0	0	20204.1	0	0	20860.4
10 BUTLER	0	16125.9	0	0	0	0	0	16125.9
11 CAMBRIA	159.6	113.8	0	0	76.4	0	9.8	359.6
12 CAMERON	2673.9	2295.7	416.7	0	198.1	0	6.2	5590.6
14 CENTRE	97468.7	5800.4	660.7	0	131.7	1269.6	63.8	105394.9
16 CLARION	37988.1	16254.5	918.9	0	293.4	141.3	184.5	55780.7
17 CLEARFIELD	45966.5	22032.9	1825.1	0	8335.5	0	34.3	78194.3
18 CLINTON	0	768.8	0	0	1.3	0	0	770.1
20 CRAWFORD	12.5	1427	0	0	71.2	92.9	0	1603.6
21 CUMBERLAND	0	0	0	0	0	0	94	94
23 DELAWARE	0	1663.7	0	0	0	0	8	1671.7
24 ELK	9980.7	29789.8	3442.1	0	3305.4	184.6	69.8	46772.4
25 ERIE	0	16.3	0	0	1	0	0	17.3
26 FAYETTE	0	93.1	0	0	0	0	0	93.1
27 FOREST	22.2	3487.2	6.6	0	4.4	0	0	3520.4
30 GREENE	0	1.5	0	0	0	0	0	1.5
31 HUNTINGDON	3.8	117.5	196.5	0	0	0	3.8	321.6
32 INDIANA	1915.8	65	0	0	3.5	0	4.3	1988.6
33 JEFFERSON	18175.5	17150.5	1248.3	0	2407.4	2.2	32.3	39016.2
34 JUNIATA	0	3.3	0	0	0	0	0	3.3
39 LEHIGH	1.9	0	0	0	0	0	0	1.9
41 LYCOMING	0	825.3	0	0	2.6	0	0	827.9
42 MCKEAN	9.3	4215.8	0	0	0	4814.7	54.7	9094.5
43 MERCER	0	4356.1	0	0	0	0	0	4356.1
44 MIFFLIN	0	73	805.4	0	0	0	0	878.4



Please Use  
Recycled Paper

Phone: 717-783-9258

Printed: 2/10/2014

Also visit our Internet WWW Site at: <http://www.dep.state.pa.us>

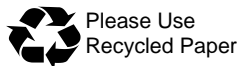
DISCLAIMER: While care has been taken in the preparation of this report, there is no warranty or guarantee as to the data, calculation or content accuracy. The Commonwealth reserves the right to update or change any data or presentation format without notice or liability.

Commonwealth of Pennsylvania  
 Department of Environmental Protection  
 Bureau of Waste Management  
 Division of Reporting and Fee Collection

-----  
 Landfill Waste Receipts  
 in Tons (2000 lbs.) of Waste

For Year: 2013

45 MONROE	0	168.5	0	0	0	0	0	168.5
46 MONTGOMERY	0	7641.9	0	0	0	0	3.7	7645.6
49 NORTHUMBERLAND	0	1.8	0	0	0	0	0	1.8
51 PHILADELPHIA	210.1	1028.8	0	0	0	0	0	1238.9
53 POTTER	5.6	1131	0	0	0	0	1.1	1137.7
59 TIOGA	0	6.5	0	0	0	0	0	6.5
61 VENANGO	31.5	1878.7	418.8	0	16.5	0	0	2345.5
62 WARREN	29798	8231	677.4	0	68.6	0	30.8	38805.8
65 WESTMORELAND	0	505.9	0	0	0	0	6	511.9
CT CONNECTICUT	0	12293.4	0	0	0	0	1234.1	13527.5
DE DELAWARE (ST)	0	100.6	47419.6	0	0	0	0	47520.2
IL ILLINOIS	0	3.7	0	0	0	0	0	3.7
MA MASSACHUSETTS	0	130.9	0	0	0	0	0	130.9
MD MARYLAND	0	0	0	0	0	0	1.1	1.1
NJ NEW JERSEY	183023.8	27407.9	13683.3	0	6621.5	95	158	230989.5
NY NEW YORK	21164.6	2381.4	9812.4	0	5003.9	4947.1	149.6	43459
OH OHIO	0	3001.1	0	0	0	0	0	3001.1
VA VIRGINIA	0	14.5	0	0	0	0	0	14.5
WV WEST VIRGINIA	0	53	0	0	0	0	0	53
<b>Waste Totals:</b>	<b>452698.3</b>	<b>205785.6</b>	<b>90155.5</b>	<b>0</b>	<b>46751</b>	<b>11547.4</b>	<b>2160.5</b>	<b>809098.3</b>



Please Use  
Recycled Paper

Phone: 717-783-9258

Printed: 2/10/2014

Also visit our Internet WWW Site at: <http://www.dep.state.pa.us>

DISCLAIMER: While care has been taken in the preparation of this report, there is no warranty or guarantee as to the data, calculation or content accuracy. The Commonwealth reserves the right to update or change any data or presentation format without notice or liability.

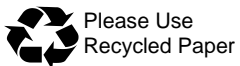
Commonwealth of Pennsylvania  
 Department of Environmental Protection  
 Bureau of Waste Management  
 Division of Reporting and Fee Collection

-----  
 Landfill Waste Receipts  
 in Tons (2000 lbs.) of Waste

For Year: 2013

Disposal Facility: 100933, ALLIANCE SANITARY LANDFILL INC

County/State that Generated Waste	Waste Type: Municipal	Residual	Sewage Sludge	Infectious	Construction	Ash Residue	Asbestos	Total
08 BRADFORD	7	7677.2	0	0	0	0	0	7684.2
13 CARBON	328.7	0	0	0	0	0	0	328.7
19 COLUMBIA	44.6	0	0	0	0	0	0	44.6
35 LACKAWANNA	48014.6	2864	338.9	0	1819.3	0	0	53036.8
40 LUZERNE	71377.7	2964.8	12349.3	0	454.3	0	0	87146.1
45 MONROE	6005.1	284.5	0	0	10.3	0	0	6299.9
48 NORTHAMPTON	0	2.7	0	0	0	0	0	2.7
52 PIKE	19483.9	19.4	0	0	0	0	0	19503.3
54 SCHUYLKILL	16.2	61.2	0	0	49.8	0	0	127.2
57 SULLIVAN	15.2	2943.8	0	0	0	0	0	2959
58 SUSQUEHANNA	5170.3	51680.3	33.1	0	5646.9	0	0	62530.6
64 WAYNE	18309	216.4	0	0	108.9	0	0	18634.3
66 WYOMING	6394.1	28199.6	0	0	68.2	0	0	34661.9
NY NEW YORK	4126.8	631.1	0	0	0	0	0	4757.9
<b>Waste Totals:</b>	<b>179293.2</b>	<b>97545</b>	<b>12721.3</b>	<b>0</b>	<b>8157.7</b>	<b>0</b>	<b>0</b>	<b>297717.2</b>



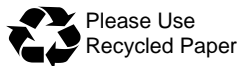
Commonwealth of Pennsylvania  
 Department of Environmental Protection  
 Bureau of Waste Management  
 Division of Reporting and Fee Collection

-----  
 Landfill Waste Receipts  
 in Tons (2000 lbs.) of Waste

For Year: 2013

Disposal Facility: 100620, ALLIED WASTE SYSTEMS IMPERIAL LANDFILL

County/State that Generated Waste	Waste Type: Municipal	Residual	Sewage Sludge	Infectious	Construction	Ash Residue	Asbestos	Total
02 ALLEGHENY	259921	31702.2	27754.4	0	92489.8	4530.2	6882.9	423280.5
03 ARMSTRONG	0	0	0	0	9.4	0	4.7	14.1
04 BEAVER	8179.7	13228.2	1	0	1917.2	0	6273.4	29599.5
10 BUTLER	3472.4	44.9	78.7	0	855.6	0	88.5	4540.1
11 CAMBRIA	0	0	0	0	0	0	6.1	6.1
16 CLARION	0	0	0	0	20.8	0	56.8	77.6
17 CLEARFIELD	0	0	0	0	0	0	9.8	9.8
20 CRAWFORD	0	0	0	0	0	0	7.6	7.6
25 ERIE	0	0	0	0	0	0	53.6	53.6
26 FAYETTE	52.5	0	0	0	0	0	15.8	68.3
30 GREENE	2.4	173.7	0	0	23.1	0	0	199.2
32 INDIANA	0	0	0	0	0	0	10.3	10.3
33 JEFFERSON	7	0	0	0	0	0	0	7
36 LANCASTER	0	0	0	0	0	0	29.2	29.2
37 LAWRENCE	43.4	50	0	0	8.2	0	654.5	756.1
51 PHILADELPHIA	0	0	0	0	0	0	452.7	452.7
53 POTTER	0	0	0	0	6.3	0	0	6.3
56 SOMERSET	3.3	0	0	0	15.3	0	253.1	271.7
61 VENANGO	0	0	0	0	0	0	37.8	37.8
62 WARREN	0	0	0	0	0	0	4.4	4.4
63 WASHINGTON	21157.4	18310.6	432.2	0	5681.8	0	220	45802
65 WESTMORELAND	4.6	127.4	0	0	14.2	0	9.7	155.9
CT CONNECTICUT	0	39.6	0	0	0	0	102.1	141.7
DC DISTRICT OF COLUMBIA	0	0	0	0	0	0	149.5	149.5
MA MASSACHUSETTS	0	0	0	0	0	0	17.5	17.5
MD MARYLAND	0	0	0	0	0	0	127.2	127.2
NJ NEW JERSEY	0	10	0	0	0	0	187.1	197.1
NY NEW YORK	0	1015.9	0	0	0	0	581	1596.9
OH OHIO	2152.5	2208.8	563.3	0	407.5	0	4128.5	9460.6
RI RHODE ISLAND	0	9.8	0	0	0	0	61.1	70.9



Commonwealth of Pennsylvania  
 Department of Environmental Protection  
 Bureau of Waste Management  
 Division of Reporting and Fee Collection

-----  
 Landfill Waste Receipts  
 in Tons (2000 lbs.) of Waste

For Year: **2013**

VA VIRGINIA	0	0	0	0	0	0	1452.4	1452.4
VT VERMONT	0	0	0	0	0	0	34	34
WV WEST VIRGINIA	13276	1199.3	405.8	100.3	1613.9	0	188.4	16783.7
<b>Waste Totals:</b>	<b>308272.2</b>	<b>68120.4</b>	<b>29235.4</b>	<b>100.3</b>	<b>103063.1</b>	<b>4530.2</b>	<b>22099.7</b>	<b>535421.3</b>

Disposal Facility: 100172, ARDEN LANDFILL INC.

County/State that Generated Waste	Waste Type: Municipal	Residual	Sewage Sludge	Infectious	Construction	Ash Residue	Asbestos	Total
02 ALLEGHENY	84153.3	8293.9	0	0	5776.2	10522.2	0	108745.6
04 BEAVER	63969.7	1784.6	234.8	0	378.8	0	0	66367.9
08 BRADFORD	0	14.8	0	0	0	0	0	14.8
26 FAYETTE	2331.6	7280.7	0	0	25.3	0	0	9637.6
30 GREENE	5070.3	23409.8	0	0	4701.6	0	0	33181.7
32 INDIANA	0	0	0	0	0	14074.5	0	14074.5
63 WASHINGTON	65509.1	176854.6	5384.3	582.6	8640.7	0	0	256971.3
65 WESTMORELAND	5.3	572.9	0	0	50.3	0	0	628.5
MD MARYLAND	4.5	0	0	0	0	0	0	4.5
OH OHIO	2545.2	2097.8	10.8	0	641.5	0	0	5295.3
WV WEST VIRGINIA	4939.9	48928	0	873	2226.8	6355.4	0	63323.1
<b>Waste Totals:</b>	<b>228528.9</b>	<b>269237.1</b>	<b>5629.9</b>	<b>1455.6</b>	<b>22441.2</b>	<b>30952.1</b>	<b>0</b>	<b>558244.8</b>

Disposal Facility: 101243, BRADFORD COUNTY SANITARY LANDFILL

County/State that Generated Waste	Waste Type: Municipal	Residual	Sewage Sludge	Infectious	Construction	Ash Residue	Asbestos	Total
08 BRADFORD	28316.1	15518	868.8	0	13423.5	0	0	58126.4
09 BUCKS	0	0	0	0	0	0	0	0
19 COLUMBIA	0	0	0	0	0	0	0	0
41 LYCOMING	0	376.4	0	0	0	0	0	376.4
53 POTTER	0	0	61.9	0	2.9	0	0	64.8
57 SULLIVAN	2834.7	60.7	32	0	1090.8	0	0	4018.2
58 SUSQUEHANNA	758	0	0	0	9.9	0	0	767.9
59 TIOGA	17297.8	14657.8	1622.1	0	955.2	0	0	34532.9
66 WYOMING	3836.8	457.7	0	0	934.4	0	0	5228.9
NY NEW YORK	28.6	0	0	0	9.8	0	0	38.4
<b>Waste Totals:</b>	<b>53072</b>	<b>31070.6</b>	<b>2584.8</b>	<b>0</b>	<b>16426.5</b>	<b>0</b>	<b>0</b>	<b>103153.9</b>



Please Use  
Recycled Paper

Phone: 717-783-9258  
 Printed: 2/10/2014

Also visit our Internet WWW Site at: <http://www.dep.state.pa.us>

DISCLAIMER: While care has been taken in the preparation of this report, there is no warranty or guarantee as to the data, calculation or content accuracy. The Commonwealth reserves the right to update or change any data or presentation format without notice or liability.

Commonwealth of Pennsylvania  
 Department of Environmental Protection  
 Bureau of Waste Management  
 Division of Reporting and Fee Collection

-----  
 Landfill Waste Receipts  
 in Tons (2000 lbs.) of Waste

For Year: 2013

Disposal Facility: 100361, Casella Waste Management

County/State that Generated Waste	Waste Type: Municipal	Residual	Sewage Sludge	Infectious	Construction	Ash Residue	Asbestos	Total
03 ARMSTRONG	0	118.7	0	0	0	0	0	118.7
08 BRADFORD	0	677.3	0	0	0	0	0	677.3
12 CAMERON	13.6	840.1	0	0	243.8	0	0	1097.5
18 CLINTON	0	102.3	0	0	0	0	0	102.3
24 ELK	7229.4	999	0	0	1861.4	0	0	10089.8
27 FOREST	0	1138.1	0	0	12.8	0	0	1150.9
33 JEFFERSON	5619.7	25.6	0	0	297.4	0	0	5942.7
42 MCKEAN	17410	19457.9	3564	0	3912	0	0	44343.9
53 POTTER	0	64.3	112	0	0	0	0	176.3
59 TIOGA	0	195.4	0	0	0	0	0	195.4
62 WARREN	9.7	581.2	365.7	0	536.4	0	0	1493
MA MASSACHUSETTS	0	71.8	0	0	0	0	0	71.8
NY NEW YORK	0	4031.6	0	0	1904.2	0	0	5935.8
<b>Waste Totals:</b>	<b>30282.4</b>	<b>28303.3</b>	<b>4041.7</b>	<b>0</b>	<b>8768</b>	<b>0</b>	<b>0</b>	<b>71395.4</b>



Please Use  
Recycled Paper

Phone: 717-783-9258

Printed: 2/10/2014

Also visit our Internet WWW Site at: <http://www.dep.state.pa.us>

DISCLAIMER: While care has been taken in the preparation of this report, there is no warranty or guarantee as to the data, calculation or content accuracy. The Commonwealth reserves the right to update or change any data or presentation format without notice or liability.

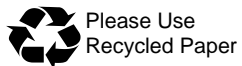
Commonwealth of Pennsylvania  
 Department of Environmental Protection  
 Bureau of Waste Management  
 Division of Reporting and Fee Collection

-----  
 Landfill Waste Receipts  
 in Tons (2000 lbs.) of Waste

For Year: 2013

Disposal Facility: 100944, CHESTER COUNTY SWA LANCHESTER LANDFILL

County/State that Generated Waste	Waste Type: Municipal	Residual	Sewage Sludge	Infectious	Construction	Ash Residue	Asbestos	Total
06 BERKS	25271.5	6091.1	0	0	2017.8	0	3.1	33383.5
09 BUCKS	7.6	0	0	0	8.6	0	0	16.2
15 CHESTER	228960.6	4720	4906.2	0	23065.8	0	61.5	261714.1
22 DAUPHIN	0	0	0	0	0	31669.8	0	31669.8
23 DELAWARE	12.1	0	0	0	22.7	0	15.4	50.2
24 ELK	0	0	0	0	0	0	0	0
36 LANCASTER	338.1	470.5	8.6	0	562.1	0	0	1379.3
38 LEBANON	6.2	72.9	0	0	0	0	0	79.1
39 LEHIGH	0.7	0	0	0	0	0	0	0.7
46 MONTGOMERY	3513.6	517.6	0	0	426.7	0	0.7	4458.6
51 PHILADELPHIA	0	0	0	0	1.4	0	63	64.4
54 SCHUYLKILL	0	0	0	0	2.6	0	0	2.6
67 YORK	0	0	0	0	0	2554.6	0	2554.6
DE DELAWARE (ST)	0	1011.8	0	0	0	0	0	1011.8
NJ NEW JERSEY	0	0	0	0	0	0	0	0
<b>Waste Totals:</b>	<b>258110.4</b>	<b>12883.9</b>	<b>4914.8</b>	<b>0</b>	<b>26107.7</b>	<b>34224.4</b>	<b>143.7</b>	<b>336384.9</b>



Please Use  
Recycled Paper

Phone: 717-783-9258

Printed: 2/10/2014

Also visit our Internet WWW Site at: <http://www.dep.state.pa.us>

DISCLAIMER: While care has been taken in the preparation of this report, there is no warranty or guarantee as to the data, calculation or content accuracy. The Commonwealth reserves the right to update or change any data or presentation format without notice or liability.



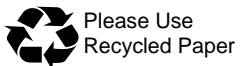
Commonwealth of Pennsylvania  
 Department of Environmental Protection  
 Bureau of Waste Management  
 Division of Reporting and Fee Collection

-----  
 Landfill Waste Receipts  
 in Tons (2000 lbs.) of Waste

For Year: 2013

Disposal Facility: 100022, CHRIN BROTHERS SANITARY LANDFILL

County/State that Generated Waste	Waste Type: Municipal	Residual	Sewage Sludge	Infectious	Construction	Ash Residue	Asbestos	Total
06 BERKS	58.6	0	0	0	60.7	0	2.6	121.9
09 BUCKS	2854.8	0	0	0	1920.9	0	4.7	4780.4
13 CARBON	334.5	0	0	0	479.5	0	9	823
15 CHESTER	0	0	0	0	1.7	0	0	1.7
35 LACKAWANNA	0	0	0	0	3.2	0	0	3.2
39 LEHIGH	37635.4	1283.3	0	0	9489	0	112.9	48520.6
45 MONROE	13273.8	0.1	0	0	4136.9	0	0	17410.8
46 MONTGOMERY	0	0	0	0	27.8	0	18.1	45.9
48 NORTHAMPTON	52259.3	6383	0	0	21719.6	0	187.6	80549.5
52 PIKE	5.1	0	0	0	277.1	0	0	282.2
64 WAYNE	0	0	0	0	0	0	3.7	3.7
NJ NEW JERSEY	16419.2	191.4	0	0	5648.4	0	220.9	22479.9
<b>Waste Totals:</b>	<b>122840.7</b>	<b>7857.8</b>	<b>0</b>	<b>0</b>	<b>43764.8</b>	<b>0</b>	<b>559.5</b>	<b>175022.8</b>



Please Use  
Recycled Paper

Phone: 717-783-9258

Printed: 2/10/2014

Also visit our Internet WWW Site at: <http://www.dep.state.pa.us>

DISCLAIMER: While care has been taken in the preparation of this report, there is no warranty or guarantee as to the data, calculation or content accuracy. The Commonwealth reserves the right to update or change any data or presentation format without notice or liability.

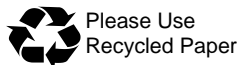
Commonwealth of Pennsylvania  
 Department of Environmental Protection  
 Bureau of Waste Management  
 Division of Reporting and Fee Collection

-----  
 Landfill Waste Receipts  
 in Tons (2000 lbs.) of Waste

For Year: 2013

Disposal Facility: 100955, CLINTON COUNTY SWA WAYNE TOWNSHIP LANDFILL

County/State that Generated Waste	Waste Type: Municipal	Residual	Sewage Sludge	Infectious	Construction	Ash Residue	Asbestos	Total
01 ADAMS	0	0	0	0	0	0	0.1	0.1
02 ALLEGHENY	0	0	0	0	0	0	0.6	0.6
05 BEDFORD	0	0	0	0	0	0	1.7	1.7
06 BERKS	0	0	0	0	0	0	0.5	0.5
07 BLAIR	0	1.1	0	0	357.1	0	8.5	366.7
08 BRADFORD	0	0.7	0	0	73.9	0	0.2	74.8
09 BUCKS	0	0	0	0	0	0	0.1	0.1
11 CAMBRIA	0	0	0	0	0	0	17.1	17.1
12 CAMERON	0	0	0	0	0	0	0.1	0.1
14 CENTRE	2480.1	477.8	3658.9	0	139.3	0	145.2	6901.3
15 CHESTER	0	0	0	0	0	0	2.2	2.2
17 CLEARFIELD	2262.9	0	0	0	169.3	0	12.1	2444.3
18 CLINTON	26749.4	9799.4	3409.9	1.7	4458	0	44	44462.4
19 COLUMBIA	1054.3	7976.5	0	0	1892.7	0	2.4	10925.9
21 CUMBERLAND	0	28.7	0	0	108	0	2.5	139.2
22 DAUPHIN	0	0	0	0	111.6	0	14	125.6
24 ELK	0	0	0	0	0	0	4.2	4.2
26 FAYETTE	0	0	0	0	0	0	0.6	0.6
31 HUNTINGDON	107.8	6.5	0	0	19	0	0.6	133.9
32 INDIANA	0	0	0	0	0	0	5.2	5.2
33 JEFFERSON	0	0	0	0	62.9	0	4.8	67.7
34 JUNIATA	0	1501.6	0	0	0	0	0	1501.6
35 LACKAWANNA	0	0	0	0	32.4	0	0	32.4
36 LANCASTER	0	0	0	0	0	0	18.9	18.9
39 LEHIGH	63	0	0	0	101.7	0	0	164.7
40 LUZERNE	432.9	292	0	0	116.4	0	4.6	845.9
41 LYCOMING	21430.9	67767.8	559.7	0	12014.9	0	60	101833.3
42 MCKEAN	0	0	0	0	0	0	2.3	2.3
44 MIFFLIN	8.2	901.5	0	0	266	0	36.4	1212.1
46 MONTGOMERY	0	0	0	0	0	0	0.8	0.8



Please Use  
Recycled Paper

Phone: 717-783-9258

Printed: 2/10/2014

Also visit our Internet WWW Site at: <http://www.dep.state.pa.us>

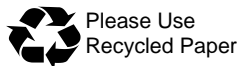
DISCLAIMER: While care has been taken in the preparation of this report, there is no warranty or guarantee as to the data, calculation or content accuracy. The Commonwealth reserves the right to update or change any data or presentation format without notice or liability.

Commonwealth of Pennsylvania  
 Department of Environmental Protection  
 Bureau of Waste Management  
 Division of Reporting and Fee Collection

-----  
 Landfill Waste Receipts  
 in Tons (2000 lbs.) of Waste

For Year: 2013

47 MONTOUR	0.6	0	0	0	254.2	0	0.3	255.1
48 NORTHAMPTON	193.3	0	0	0	0	0	1.3	194.6
49 NORTHUMBERLAND	60497.9	314.7	0	0	2107.3	0	18.5	62938.4
52 PIKE	0	0	0	0	0	0	0.4	0.4
53 POTTER	0	0	0	0	562.5	0	4.1	566.6
54 SCHUYLKILL	1377.5	4023	0	0	139.6	0	2.5	5542.6
55 SNYDER	0	583.7	0	0	0	0	38.8	622.5
56 SOMERSET	0	0	0	0	0	0	1.4	1.4
57 SULLIVAN	1.6	0	0	0	0	0	0	1.6
58 SUSQUEHANNA	0	0	0	0	0	0	1	1
59 TIOGA	53.6	274.9	0	0	21.7	0	0.4	350.6
60 UNION	2.4	152.2	0	0	214.7	0	6	375.3
62 WARREN	0	0	0	0	0	0	0.3	0.3
63 WASHINGTON	0	0	0	0	0	0	1.6	1.6
66 WYOMING	0	10.4	0	0	0	0	0	10.4
67 YORK	0	0	0	0	0	0	6.1	6.1
<b>Waste Totals:</b>	<b>116716.4</b>	<b>94112.5</b>	<b>7628.5</b>	<b>1.7</b>	<b>23223.2</b>	<b>0</b>	<b>472.4</b>	<b>242154.7</b>



Please Use  
Recycled Paper

Phone: 717-783-9258

Printed: 2/10/2014

Also visit our Internet WWW Site at: <http://www.dep.state.pa.us>

DISCLAIMER: While care has been taken in the preparation of this report, there is no warranty or guarantee as to the data, calculation or content accuracy. The Commonwealth reserves the right to update or change any data or presentation format without notice or liability.

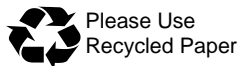
Commonwealth of Pennsylvania  
 Department of Environmental Protection  
 Bureau of Waste Management  
 Division of Reporting and Fee Collection

-----  
 Landfill Waste Receipts  
 in Tons (2000 lbs.) of Waste

For Year: 2013

Disposal Facility: 101615, COMMONWEALTH ENVIRONMENTAL SYSTEMS LANDFILL

County/State that Generated Waste	Waste Type: Municipal	Residual	Sewage Sludge	Infectious	Construction	Ash Residue	Asbestos	Total
06 BERKS	11839.8	905.4	92.8	0	768.2	0	4	13610.2
09 BUCKS	0	1113.8	0	0	66.9	0	0	1180.7
13 CARBON	15894.6	28	5.8	0	635.9	0	0.4	16564.7
21 CUMBERLAND	817	0	0	0	72.3	0	0	889.3
22 DAUPHIN	34.9	938.6	14.4	0	4886.9	0	3.2	5878
38 LEBANON	0	3103.9	0	0	0	0	0	3103.9
39 LEHIGH	4662.4	0	0	0	0	0	0	4662.4
40 LUZERNE	41777.8	6256.9	6101.1	282.2	1162.7	0	0	55580.7
45 MONROE	581.2	0	0	0	22.6	0	0	603.8
49 NORTHUMBERLAND	1396.7	203.1	0	0	669.3	0	0	2269.1
51 PHILADELPHIA	0	0	0	0	78.7	0	0	78.7
54 SCHUYLKILL	97479.1	11777.8	1262	163.7	8562.6	0	3.3	119248.5
58 SUSQUEHANNA	0	3251.3	0	0	0	0	0	3251.3
CT CONNECTICUT	167.7	0	0	0	667.6	0	0	835.3
MD MARYLAND	10.4	0	0	0	0	0	0	10.4
NJ NEW JERSEY	40543.5	22	0	0	42622.6	0	0	83188.1
NY NEW YORK	123587.6	6873.4	4030.2	0	3559.7	0	0	138050.9
<b>Waste Totals:</b>	<b>338792.7</b>	<b>34474.2</b>	<b>11506.3</b>	<b>445.9</b>	<b>63776</b>	<b>0</b>	<b>10.9</b>	<b>449006</b>



Please Use  
Recycled Paper

Phone: 717-783-9258

Printed: 2/10/2014

Also visit our Internet WWW Site at: <http://www.dep.state.pa.us>

DISCLAIMER: While care has been taken in the preparation of this report, there is no warranty or guarantee as to the data, calculation or content accuracy. The Commonwealth reserves the right to update or change any data or presentation format without notice or liability.

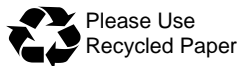
Commonwealth of Pennsylvania  
 Department of Environmental Protection  
 Bureau of Waste Management  
 Division of Reporting and Fee Collection

-----  
 Landfill Waste Receipts  
 in Tons (2000 lbs.) of Waste

For Year: 2013

Disposal Facility: 101509, CONNESTOGA LANDFILL

County/State that Generated Waste	Waste Type: Municipal	Residual	Sewage Sludge	Infectious	Construction	Ash Residue	Asbestos	Total
06 BERKS	78842.6	11264	374.6	18401.3	582.8	0	58.5	109523.8
09 BUCKS	18.9	609.3	0	6.9	32.4	0	21	688.5
15 CHESTER	0	6512.4	5.8	0	0	7.6	6.3	6532.1
21 CUMBERLAND	0.8	0	0	0	0	0	0	0.8
22 DAUPHIN	0	51.1	0	0	0	0	1.6	52.7
23 DELAWARE	11.1	3443.4	0	0	1885.6	4028.3	380.5	9748.9
36 LANCASTER	0	1540.6	0	0	0	0	94.7	1635.3
38 LEBANON	0	0	0	0	0	0	2.9	2.9
39 LEHIGH	3509.3	1161.2	0	0	0	0	5.1	4675.6
46 MONTGOMERY	65645.9	28624.1	0	141.6	357.8	0	218	94987.4
47 MONTOUR	0	0	0	0	0	0	7.8	7.8
48 NORTHAMPTON	0	0	0	1800	0	18.8	0.6	1819.4
50 PERRY	0	0	0	0	1.8	0	0	1.8
51 PHILADELPHIA	117688.8	22633.8	0	234.2	13224.3	146.6	276.4	154204.1
54 SCHUYLKILL	0	4.7	0	0	0	46.2	0	50.9
DC DISTRICT OF COLUMBIA	19.8	23	0	0	0	0	0	42.8
DE DELAWARE (ST)	7.5	573.4	0	0	0	0	7.3	588.2
MA MASSACHUSETTS	0	0	0	0	0	0	0.1	0.1
MD MARYLAND	0	618.5	0	0	0	0	0	618.5
NJ NEW JERSEY	133503	12497.7	0	0	1271.8	0	4334.6	151607.1
NY NEW YORK	0	7567	0	0	0	0	878.4	8445.4
<b>Waste Totals:</b>	<b>399247.7</b>	<b>97124.2</b>	<b>380.4</b>	<b>20584</b>	<b>17356.5</b>	<b>4247.5</b>	<b>6293.8</b>	<b>545234.1</b>



Please Use  
Recycled Paper

Phone: 717-783-9258  
 Printed: 2/10/2014

Also visit our Internet WWW Site at: <http://www.dep.state.pa.us>

DISCLAIMER: While care has been taken in the preparation of this report, there is no warranty or guarantee as to the data, calculation or content accuracy. The Commonwealth reserves the right to update or change any data or presentation format without notice or liability.

Commonwealth of Pennsylvania  
 Department of Environmental Protection  
 Bureau of Waste Management  
 Division of Reporting and Fee Collection

-----  
 Landfill Waste Receipts  
 in Tons (2000 lbs.) of Waste

For Year: 2013

Disposal Facility: 400593, COVANTA DELAWARE VALLEY

County/State that Generated Waste	Waste Type: Municipal	Residual	Sewage Sludge	Infectious	Construction	Ash Residue	Asbestos	Total
01 ADAMS	22.9	0	0	0	0	0	0	22.9
06 BERKS	0	18.8	0	0	0	0	0	18.8
09 BUCKS	10.1	18.7	0	0	0	0	0	28.8
15 CHESTER	21.1	7.2	0	0	0	0	0	28.3
23 DELAWARE	347557.7	1932	0	0	0	0	0	349489.7
36 LANCASTER	0	14.4	0	0	0	0	0	14.4
39 LEHIGH	0	1471	0	0	0	0	0	1471
46 MONTGOMERY	143.5	8.6	0	0	0	0	0	152.1
51 PHILADELPHIA	289364.5	5191.3	0	0	0	0	0	294555.8
CT CONNECTICUT	9713.8	0	0	0	0	0	0	9713.8
DE DELAWARE (ST)	21288.4	13178.3	0	0	0	0	0	34466.7
MD MARYLAND	25815.4	99.2	0	0	0	0	0	25914.6
NC NORTH CAROLINA	0	30.2	0	0	0	0	0	30.2
NJ NEW JERSEY	133502.6	11607.5	0	0	0	0	0	145110.1
NY NEW YORK	293920	55.8	0	0	0	0	0	293975.8
PR PUERTO RICO	0	1687.7	0	0	0	0	0	1687.7
VA VIRGINIA	1568.3	1692.6	0	0	0	0	0	3260.9
<b>Waste Totals:</b>	<b>1122928.3</b>	<b>37013.3</b>	<b>0</b>	<b>0</b>	<b>0</b>	<b>0</b>	<b>0</b>	<b>1159941.6</b>



Please Use  
Recycled Paper

Phone: 717-783-9258

Printed: 2/10/2014

Also visit our Internet WWW Site at: <http://www.dep.state.pa.us>

DISCLAIMER: While care has been taken in the preparation of this report, there is no warranty or guarantee as to the data, calculation or content accuracy. The Commonwealth reserves the right to update or change any data or presentation format without notice or liability.

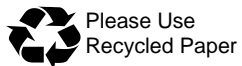
Commonwealth of Pennsylvania  
 Department of Environmental Protection  
 Bureau of Waste Management  
 Division of Reporting and Fee Collection

-----  
 Landfill Waste Receipts  
 in Tons (2000 lbs.) of Waste

For Year: 2013

Disposal Facility: 400558, COVANTA PLYMOUTH RENEWABLE ENERGY

County/State that Generated Waste	Waste Type: Municipal	Residual	Sewage Sludge	Infectious	Construction	Ash Residue	Asbestos	Total
06 BERKS	3488.8	86.7	0	0	0	0	0	3575.5
09 BUCKS	2911.4	64.9	0	0	0	0	0	2976.3
15 CHESTER	0	479.5	0	0	0	0	0	479.5
23 DELAWARE	5318.4	55.6	0	0	0	0	0	5874.4
39 LEHIGH	268.5	2536.6	0	0	0	0	0	5221.6
46 MONTGOMERY	332248.4	8275.3	0	0	0	0	0	340523.7
51 PHILADELPHIA	16247.4	811.9	0	0	0	0	0	17059.3
NJ NEW JERSEY	7189.6	0	0	0	0	0	0	7189.6
NY NEW YORK	7759.2	0	0	0	0	0	0	7759.2
<b>Waste Totals:</b>	<b>404050.8</b>	<b>13395</b>	<b>0</b>	<b>0</b>	<b>0</b>	<b>0</b>	<b>0</b>	<b>417445.8</b>



Please Use  
Recycled Paper

Phone: 717-783-9258

Printed: 2/10/2014

Also visit our Internet WWW Site at: <http://www.dep.state.pa.us>

DISCLAIMER: While care has been taken in the preparation of this report, there is no warranty or guarantee as to the data, calculation or content accuracy. The Commonwealth reserves the right to update or change any data or presentation format without notice or liability.

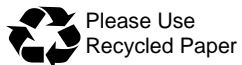
Commonwealth of Pennsylvania  
 Department of Environmental Protection  
 Bureau of Waste Management  
 Division of Reporting and Fee Collection

-----  
 Landfill Waste Receipts  
 in Tons (2000 lbs.) of Waste

For Year: 2013

Disposal Facility: 100945, CUMBERLAND COUNTY LANDFILL

County/State that Generated Waste	Waste Type: Municipal	Residual	Sewage Sludge	Infectious	Construction	Ash Residue	Asbestos	Total
01 ADAMS	4430.4	618.1	0	0	577.1	0	7.7	5633.3
02 ALLEGHENY	0	6.4	0	0	0	0	0	6.4
06 BERKS	2617.8	5076.6	1841.2	0	379.5	0	15.4	9930.5
09 BUCKS	0	224.3	210.5	0	71.4	0	0	506.2
15 CHESTER	0	1517.2	0	0	20.4	0	0	1537.6
21 CUMBERLAND	37491.1	30854.7	2931.9	0	37706.7	0	1340	110324.4
22 DAUPHIN	19.6	7991.4	0	0	435.4	0	763	9209.4
28 FRANKLIN	7257.6	502.6	192.1	0	3596.6	0	162.4	11711.3
31 HUNTINGDON	19.6	931.1	0	0	12.6	0	0	963.3
34 JUNIATA	6.6	90.7	0	0	378.9	0	0	476.2
35 LACKAWANNA	0	26.7	0	0	0	0	0	26.7
36 LANCASTER	0	194.5	0	0	0	0	23.3	217.8
38 LEBANON	0	10254.9	0	0	0	0	219.3	10474.2
39 LEHIGH	35486.3	0	0	0	182.8	0	31.8	35700.9
40 LUZERNE	0	0	0	0	42.2	0	0	42.2
44 MIFFLIN	0	168.9	0	0	50.3	0	37.9	257.1
46 MONTGOMERY	0	206.2	678	0	0	0	0	884.2
48 NORTHAMPTON	29008.5	1650.2	0	0	75.2	0	0	30733.9
49 NORTHUMBERLAND	789.8	0	0	0	0	0	0	789.8
50 PERRY	6144.2	328.3	658.4	0	1373.2	0	0	8504.1
51 PHILADELPHIA	2707	1900.4	0	0	0	0	1091.4	5698.8
54 SCHUYLKILL	1039.8	81.2	4252.4	0	1660.8	0	0	7034.2
59 TIOGA	0	4.3	0	0	0	0	0	4.3
66 WYOMING	0	2880.6	0	0	0	0	0	2880.6
67 YORK	16.1	46355.9	393.1	0	512	0	11.5	47288.6
DE DELAWARE (ST)	0	136.5	0	0	1431.6	0	0	1568.1
MD MARYLAND	50100.2	8746.9	0	0	801.3	0	38.3	59686.7
NJ NEW JERSEY	311671.5	44394.1	9831.2	0	23.7	0	2060.3	367980.8
NY NEW YORK	4	2272.3	774.1	0	2.4	0	2901.2	5954
VA VIRGINIA	5.7	0	0	0	0	0	0	5.7



Please Use  
Recycled Paper

Phone: 717-783-9258

Printed: 2/10/2014

Also visit our Internet WWW Site at: <http://www.dep.state.pa.us>

DISCLAIMER: While care has been taken in the preparation of this report, there is no warranty or guarantee as to the data, calculation or content accuracy. The Commonwealth reserves the right to update or change any data or presentation format without notice or liability.



Commonwealth of Pennsylvania  
 Department of Environmental Protection  
 Bureau of Waste Management  
 Division of Reporting and Fee Collection

-----  
 Landfill Waste Receipts  
 in Tons (2000 lbs.) of Waste

For Year: 2013

WV WEST VIRGINIA	0	48.2	0	0	2.6	0	28.2	79
<b>Waste Totals:</b>	<b>488815.8</b>	<b>167463.2</b>	<b>21762.9</b>	<b>0</b>	<b>49336.7</b>	<b>0</b>	<b>8731.7</b>	<b>736110.3</b>

Disposal Facility: 100345, DELAWARE COUNTY SWA ROLLING HILLS LANDFILL

County/State that Generated Waste	Waste Type: Municipal	Residual	Sewage Sludge	nfecious	Construction	Ash Residu	Asbestos	Total
06 BERKS	53274.4	43005.5	176.7	0	2663.1	34259	28.4	133407.1
15 CHESTER	6948.7	0	0	0	101.4	0	0	7050.1
23 DELAWARE	422.8	0	0	0	0	376804.4	0	377227.2
46 MONTGOMERY	13017.7	1707.7	0	0	0	109740.5	0	124465.9
NJ NEW JERSEY	0	406.8	0	0	78822.1	33569.9	0	112798.8
<b>Waste Totals:</b>	<b>73663.6</b>	<b>45120</b>	<b>176.7</b>	<b>0</b>	<b>81586.6</b>	<b>554373.8</b>	<b>28.4</b>	<b>754949.1</b>

Disposal Facility: 100434, EVERGREEN LANDFILL

County/State that Generated Waste	Waste Type: Municipal	Residual	Sewage Sludge	nfecious	Construction	Ash Residu	Asbestos	Total
02 ALLEGHENY	5.6	70	0	0	44.4	0	0	120
03 ARMSTRONG	13964.1	5404.3	250.8	0	380	0	0	19999.2
05 BEDFORD	0	0	0	0	1.3	0	0	1.3
07 BLAIR	0	8.6	0	0	0	0	0	8.6
10 BUTLER	0	24.7	0	0	0	0	0	24.7
11 CAMBRIA	15.6	13.8	0	0	25.4	0	0	54.8
14 CENTRE	0	202.3	0	0	0	0	0	202.3
16 CLARION	0	136.7	0	0	7.2	0	0	143.9
17 CLEARFIELD	0	144.5	0	0	0	0	0	144.5
26 FAYETTE	0	0	0	0	1.6	0	0	1.6
32 INDIANA	36334.9	18335.2	2740	0	9921	0	0	67331.1
33 JEFFERSON	832.7	97.7	998.2	0	281.9	0	0	2210.5
43 MERCER	0	4.8	0	0	0	0	0	4.8
56 SOMERSET	0	72.5	0	0	13.3	0	0	85.8
61 VENANGO	0	391.1	0	0	0	0	0	391.1
65 WESTMORELAND	20610.3	5334.4	249.6	0	931.9	0	0	27126.2
<b>Waste Totals:</b>	<b>71763.2</b>	<b>30240.6</b>	<b>4238.6</b>	<b>0</b>	<b>11608</b>	<b>0</b>	<b>0</b>	<b>117850.4</b>



Please Use  
Recycled Paper

Phone: 717-783-9258

Printed: 2/10/2014

Also visit our Internet WWW Site at: <http://www.dep.state.pa.us>

DISCLAIMER: While care has been taken in the preparation of this report, there is no warranty or guarantee as to the data, calculation or content accuracy. The Commonwealth reserves the right to update or change any data or presentation format without notice or liability.

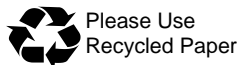
Commonwealth of Pennsylvania  
 Department of Environmental Protection  
 Bureau of Waste Management  
 Division of Reporting and Fee Collection

-----  
 Landfill Waste Receipts  
 in Tons (2000 lbs.) of Waste

For Year: 2013

Disposal Facility: 101680, G.R.O.W.S. NORTH

County/State that Generated Waste	Waste Type: Municipal	Residual	Sewage Sludge	Infectious	Construction	Ash Residue	Asbestos	Total
06 BERKS	27.6	361.3	14.2	0	0	0	5.6	408.7
09 BUCKS	59233.5	95719.6	6006.6	276.4	6372.2	65944.5	529.6	234082.4
13 CARBON	8.6	0	0	0	0	0	2.7	11.3
15 CHESTER	5.9	177.5	0	0	2.8	0	0	186.2
21 CUMBERLAND	16.5	0	0	0	0	0	0	16.5
23 DELAWARE	21743.2	453.2	1140.6	575.6	321.1	1415.5	32.2	25681.4
38 LEBANON	0	13.5	0	0	0	0	0	13.5
39 LEHIGH	684.4	2617	0	0	0	0	6.6	3308
41 LYCOMING	0	0	0	0	0	0	1.4	1.4
45 MONROE	1.7	0	0	0	0	0	0.1	1.8
46 MONTGOMERY	53063.3	45018.4	3641.4	172.3	120.5	124.8	7.7	102148.4
48 NORTHAMPTON	3.6	1330.1	0	0	0	0	16.2	1349.9
51 PHILADELPHIA	255641.5	6731	5960.5	1717.4	5463.9	0	233.2	275747.5
53 POTTER	20	0	0	0	0	0	0	20
64 WAYNE	9.6	0	0	0	0	0	5.6	15.2
CT CONNECTICUT	0	633.3	0	0	8.7	0	99.4	741.4
DC DISTRICT OF COLUMBIA	0	0	0	0	28.6	0	0	28.6
DE DELAWARE (ST)	0	5680.6	0	0	605.8	0	163	6449.4
MA MASSACHUSETTS	0	0	0	0	0.1	0	0	0.1
MD MARYLAND	0	4840.3	0	0	15.1	0	43	4898.4
NH NEW HAMPSHIRE	0	0	0	0	30.5	0	0	30.5
NJ NEW JERSEY	438238	127016.2	21392	0	199580.8	117743.2	11110.1	915080.3
NY NEW YORK	704163.2	16734.1	41924.8	36.6	36316.6	13.1	2001.7	801190.1
VA VIRGINIA	0	0	0	0	5.2	0	2.8	8
<b>Waste Totals:</b>	<b>1532860.6</b>	<b>307326.1</b>	<b>80080.1</b>	<b>2778.3</b>	<b>248871.9</b>	<b>185241.1</b>	<b>14260.9</b>	<b>2371419</b>



Please Use  
Recycled Paper

Phone: 717-783-9258  
 Printed: 2/10/2014

Also visit our Internet WWW Site at: <http://www.dep.state.pa.us>

DISCLAIMER: While care has been taken in the preparation of this report, there is no warranty or guarantee as to the data, calculation or content accuracy. The Commonwealth reserves the right to update or change any data or presentation format without notice or liability.

Commonwealth of Pennsylvania  
 Department of Environmental Protection  
 Bureau of Waste Management  
 Division of Reporting and Fee Collection

-----  
 Landfill Waste Receipts  
 in Tons (2000 lbs.) of Waste

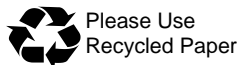
For Year: 2013

Disposal Facility: 100265, GRAND CENTRAL SANITARY LANDFILL INC

County/State that Generated Waste	Waste Type: Municipal	Residual	Sewage Sludge	Infectious	Construction	Ash Residue	Asbestos	Total
06 BERKS	4078.7	48.6	18.2	19.5	1300.7	0	0	5465.7
09 BUCKS	122.9	214.6	0	159.2	7.6	0	0.1	504.4
13 CARBON	6973.2	183.4	902.6	0	529.6	0	0	8588.8
35 LACKAWANNA	13.3	0	0	269.9	12.1	0	0	295.3
39 LEHIGH	111085.4	1812	2227.7	1020.3	379.6	0	16.5	116541.5
40 LUZERNE	127.3	540.4	0	4.4	9.8	0	0	681.9
45 MONROE	60449.2	1799.4	53.7	3464.8	8361	0	23.2	74151.3
46 MONTGOMERY	21.8	7537	19.5	901	207.1	0	0	8686.4
48 NORTHAMPTON	84207.7	11803.5	5778.4	1692	6523.5	0	13.5	110018.6
52 PIKE	2200.9	0	0	4.8	139.1	0	0	2344.8
54 SCHUYLKILL	0	103.6	0	0	0	0	0.3	103.9
CT CONNECTICUT	0	0	0	0	22.5	23.8	0	46.3
NJ NEW JERSEY	23830.5	1631.2	1074.9	20.7	1370.1	0	894.5	28821.9
NY NEW YORK	400.9	1658.5	3564	550.5	36.5	42920	1.5	49131.9
<b>Waste Totals:</b>	<b>293511.8</b>	<b>27332.2</b>	<b>13639</b>	<b>8107.1</b>	<b>18899.2</b>	<b>42943.8</b>	<b>949.6</b>	<b>405382.7</b>

Disposal Facility: 101544, GREATER LEBANON REFUSE AUTHORITY LANDFILL

County/State that Generated Waste	Waste Type: Municipal	Residual	Sewage Sludge	Infectious	Construction	Ash Residue	Asbestos	Total
38 LEBANON	80364.5	11075	2024.1	0	15374.8	0	0	108838.4
<b>Waste Totals:</b>	<b>80364.5</b>	<b>11075</b>	<b>2024.1</b>	<b>0</b>	<b>15374.8</b>	<b>0</b>	<b>0</b>	<b>108838.4</b>



Please Use  
Recycled Paper

Phone: 717-783-9258  
 Printed: 2/10/2014

Also visit our Internet WWW Site at: <http://www.dep.state.pa.us>

DISCLAIMER: While care has been taken in the preparation of this report, there is no warranty or guarantee as to the data, calculation or content accuracy. The Commonwealth reserves the right to update or change any data or presentation format without notice or liability.

Commonwealth of Pennsylvania  
 Department of Environmental Protection  
 Bureau of Waste Management  
 Division of Reporting and Fee Collection

-----  
 Landfill Waste Receipts  
 in Tons (2000 lbs.) of Waste

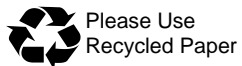
For Year: 2013

Disposal Facility: 100281, GREENRIDGE RECLAMATION LANDFILL

County/State that Generated Waste	Waste Type: Municipal	Residual	Sewage Sludge	Infectious	Construction	Ash Residue	Asbestos	Total
02 ALLEGHENY	64865.1	6193.4	3736	0	7683.3	0	52.7	82530.5
03 ARMSTRONG	19.4	176.2	0	0	24.7	0	0	220.3
04 BEAVER	2.4	0	0	0	0	0	0	2.4
10 BUTLER	0	0	299	0	7.2	0	0	306.2
11 CAMBRIA	0	250.9	0	0	0	0	0	250.9
26 FAYETTE	3359.7	1168.7	461	0	2150.2	0	0.4	7140
32 INDIANA	4.5	83.9	0	0	68.4	0	0	156.8
41 LYCOMING	0	3.8	0	0	0	0	0	3.8
56 SOMERSET	1496.8	0	0	0	185.7	0	0	1682.5
63 WASHINGTON	2166.6	0	1781.1	0	291.5	0	0	4239.2
65 WESTMORELAND	59890.3	43379.7	9828.5	0	14670.6	0	107.8	127876.9
NJ NEW JERSEY	0	1086.6	0	0	0	0	0	1086.6
OH OHIO	0	0.2	0	0	0	0	0	0.2
WV WEST VIRGINIA	0	23588.5	0	1036.8	0	0	29.5	24654.8
<b>Waste Totals:</b>	<b>131804.8</b>	<b>75931.9</b>	<b>16105.6</b>	<b>1036.8</b>	<b>25081.6</b>	<b>0</b>	<b>190.4</b>	<b>250151.1</b>

Disposal Facility: 100992, HARRISBURG M E R&R FACILITY RESIDUE DISPOSAL AREA B

County/State that Generated Waste	Waste Type: Municipal	Residual	Sewage Sludge	Infectious	Construction	Ash Residue	Asbestos	Total
22 DAUPHIN	0	0	0	0	0	66279.4	0	66279.4
<b>Waste Totals:</b>	<b>0</b>	<b>0</b>	<b>0</b>	<b>0</b>	<b>0</b>	<b>66279.4</b>	<b>0</b>	<b>66279.4</b>



Please Use  
Recycled Paper

Phone: 717-783-9258

Printed: 2/10/2014

Also visit our Internet WWW Site at: <http://www.dep.state.pa.us>

DISCLAIMER: While care has been taken in the preparation of this report, there is no warranty or guarantee as to the data, calculation or content accuracy. The Commonwealth reserves the right to update or change any data or presentation format without notice or liability.

Commonwealth of Pennsylvania  
 Department of Environmental Protection  
 Bureau of Waste Management  
 Division of Reporting and Fee Collection

-----  
 Landfill Waste Receipts  
 in Tons (2000 lbs.) of Waste

For Year: 2013

Disposal Facility: 100758, HARRISBURG MATERIALS ENERGY RECYCLING & RECOVERY F

County/State that Generated Waste	Waste Type: Municipal	Residual	Sewage Sludge	Infectious	Construction	Ash Residue	Asbestos	Total
06 BERKS	2164.6	0	0	0	0	0	0	2164.6
19 COLUMBIA	96.9	0	0	0	0	0	0	96.9
21 CUMBERLAND	18648.5	611	0	0	610.3	0	0	19869.8
22 DAUPHIN	156604.1	275.2	0	0	2765.6	0	0	159644.9
28 FRANKLIN	8.5	285.9	0	0	0	0	0	294.4
34 JUNIATA	2.9	0	0	0	3.3	0	0	6.2
36 LANCASTER	1.2	0	0	0	0	0	0	1.2
38 LEBANON	0	235	0	0	2.3	0	0	237.3
40 LUZERNE	0	323.4	0	0	0	0	0	323.4
41 LYCOMING	0	33.3	0	0	0	0	0	33.3
50 PERRY	1624.6	0.3	0	0	16.1	0	0	1641
51 PHILADELPHIA	761.6	0	0	0	0	0	0	761.6
54 SCHUYLKILL	594.5	192.7	0	0	5.3	0	0	792.5
67 YORK	0	0	0	0	2.2	0	0	2.2
NC NORTH CAROLINA	0	82.2	0	0	0	0	0	82.2
NJ NEW JERSEY	62576	0	0	0	0	0	0	62576
VA VIRGINIA	0	7.4	0	0	0	0	0	7.4
<b>Waste Totals:</b>	<b>243083.4</b>	<b>2046.4</b>	<b>0</b>	<b>0</b>	<b>3405.1</b>	<b>0</b>	<b>0</b>	<b>248534.9</b>



Please Use  
Recycled Paper

Phone: 717-783-9258

Printed: 2/10/2014

Also visit our Internet WWW Site at: <http://www.dep.state.pa.us>

DISCLAIMER: While care has been taken in the preparation of this report, there is no warranty or guarantee as to the data, calculation or content accuracy. The Commonwealth reserves the right to update or change any data or presentation format without notice or liability.

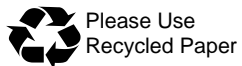
Commonwealth of Pennsylvania  
 Department of Environmental Protection  
 Bureau of Waste Management  
 Division of Reporting and Fee Collection

-----  
 Landfill Waste Receipts  
 in Tons (2000 lbs.) of Waste

For Year: 2013

Disposal Facility: 100020, IESI PA BETHLEHEM LANDFILL CORP.

County/State that Generated Waste	Waste Type: Municipal	Residual	Sewage Sludge	Infectious	Construction	Ash Residue	Asbestos	Total
06 BERKS	0	0	0	0	1.4	0	0	1.4
09 BUCKS	12486	1984.3	0	0	4302.5	0	0	18772.8
15 CHESTER	0	0	0	0	8.5	0	854.8	863.3
23 DELAWARE	0	0	0	0	31.1	0	130.6	161.7
36 LANCASTER	0	0	0	0	2.1	0	0	2.1
39 LEHIGH	25371.7	2781.8	0	0	2182.7	0	0.5	30336.7
46 MONTGOMERY	14.3	2653.6	0	0	395.7	0	1.5	3065.1
48 NORTHAMPTON	79553.6	1713.2	0	0	4701.7	0	0	85968.5
51 PHILADELPHIA	0	0	0	0	2113.9	0	0	2113.9
52 PIKE	0	0	0	0	12.5	0	0	12.5
CT CONNECTICUT	0	0	0	0	8.4	0	1.9	10.3
NJ NEW JERSEY	39008.5	6113.2	0	0	51165.8	0	1268.6	97556.1
NY NEW YORK	135952.4	0	0	0	30201.3	0	334.3	166488
<b>Waste Totals:</b>	<b>292386.5</b>	<b>15246.1</b>	<b>0</b>	<b>0</b>	<b>95127.6</b>	<b>0</b>	<b>2592.2</b>	<b>405352.4</b>



Please Use  
Recycled Paper

Phone: 717-783-9258

Printed: 2/10/2014

Also visit our Internet WWW Site at: <http://www.dep.state.pa.us>

DISCLAIMER: While care has been taken in the preparation of this report, there is no warranty or guarantee as to the data, calculation or content accuracy. The Commonwealth reserves the right to update or change any data or presentation format without notice or liability.

Commonwealth of Pennsylvania  
 Department of Environmental Protection  
 Bureau of Waste Management  
 Division of Reporting and Fee Collection

-----  
 Landfill Waste Receipts  
 in Tons (2000 lbs.) of Waste

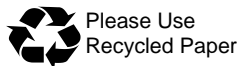
For Year: 2013

Disposal Facility: 100934, IESI PA BLUE RIDGE LANDFILL CORP

County/State that Generated Waste	Waste Type: Municipal	Residual	Sewage Sludge	Infectious	Construction	Ash Residue	Asbestos	Total
01 ADAMS	20630.2	639.7	0	0	6044.9	0	0	27314.8
21 CUMBERLAND	14941.2	892.4	979.9	0	1836.2	0	0	18649.7
22 DAUPHIN	0	0	26.1	0	290.9	0	0	317
28 FRANKLIN	61783.4	18470.2	7217.8	0	10983.3	0	0.4	98455.1
29 FULTON	115.1	0	0	0	14.9	0	0	130
48 NORTHAMPTON	0	0	0	0	2.2	0	0	2.2
50 PERRY	102.3	0	0	0	22.3	0	0	124.6
67 YORK	0	0	0	0	625	0	0	625
DC DISTRICT OF COLUMBIA	137055.2	0	0	0	0	0	0	137055.2
MD MARYLAND	15990.2	1456.1	0	0	908.1	0	1858.2	164124.4
NJ NEW JERSEY	0	0	0	0	417.7	0	0	417.7
NY NEW YORK	71830.4	0	0	0	0	0	588.9	72419.3
WV WEST VIRGINIA	4875.4	0	0	0	187.9	0	0	5063.3
<b>Waste Totals:</b>	<b>471235.2</b>	<b>21458.4</b>	<b>8223.8</b>	<b>0</b>	<b>21333.4</b>	<b>0</b>	<b>2447.5</b>	<b>524698.3</b>

Disposal Facility: 101439, JOSEPH J BRUNNER INC LANDFILL

County/State that Generated Waste	Waste Type: Municipal	Residual	Sewage Sludge	Infectious	Construction	Ash Residue	Asbestos	Total
02 ALLEGHENY	19075.9	132	971.1	0	0	0	20.1	20199.1
04 BEAVER	22321.3	6182.7	7090.1	0	0	0	13.3	35607.4
10 BUTLER	3662.7	97	3063.5	0	0	0	0	6823.2
37 LAWRENCE	197.4	31.1	117	0	0	0	0	345.5
63 WASHINGTON	0	0	0	0	0	0	10.4	10.4
<b>Waste Totals:</b>	<b>45257.3</b>	<b>6442.8</b>	<b>11241.7</b>	<b>0</b>	<b>0</b>	<b>0</b>	<b>43.8</b>	<b>62985.6</b>



Please Use  
Recycled Paper

Phone: 717-783-9258  
 Printed: 2/10/2014

Also visit our Internet WWW Site at: <http://www.dep.state.pa.us>

DISCLAIMER: While care has been taken in the preparation of this report, there is no warranty or guarantee as to the data, calculation or content accuracy. The Commonwealth reserves the right to update or change any data or presentation format without notice or liability.

Commonwealth of Pennsylvania  
 Department of Environmental Protection  
 Bureau of Waste Management  
 Division of Reporting and Fee Collection

-----  
 Landfill Waste Receipts  
 in Tons (2000 lbs.) of Waste

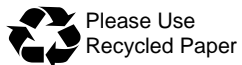
For Year: 2013

Disposal Facility: 100663, KELLY RUN SANITATION INC LANDFILL

County/State that Generated Waste	Waste Type: Municipal	Residual	Sewage Sludge	Infectious	Construction	Ash Residue	Asbestos	Total
02 ALLEGHENY	51277.4	20640.2	305.2	0	10430.1	0	0	82652.9
26 FAYETTE	2781.2	239.6	964.1	0	777.8	0	0	4762.7
30 GREENE	365.2	968.5	0	0	25.7	0	0	1359.4
63 WASHINGTON	4456.7	1446.9	588.6	0	634.8	0	0	7127
65 WESTMORELAND	6866.5	57.1	0	0	375.3	0	0	7298.9
<b>Waste Totals:</b>	<b>65747</b>	<b>23352.3</b>	<b>1857.9</b>	<b>0</b>	<b>12243.7</b>	<b>0</b>	<b>0</b>	<b>103200.9</b>

Disposal Facility: 101247, KEYSTONE SANITARY LANDFILL

County/State that Generated Waste	Waste Type: Municipal	Residual	Sewage Sludge	Infectious	Construction	Ash Residue	Asbestos	Total
08 BRADFORD	82.5	67348.6	0	0	0	0	0	67431.1
13 CARBON	141.3	0	0	0	0	0	0	141.3
19 COLUMBIA	0	2	0	0	0	0	0	2
35 LACKAWANNA	161778	6081.9	21305.3	0	11904.6	0	36.6	201106.4
38 LEBANON	0.4	0	0	0	0	0	0	0.4
39 LEHIGH	1643.1	0	0	0	0	0	0	1643.1
40 LUZERNE	92298.6	9656.2	12076.8	0	7182.7	0	30.5	121244.8
41 LYCOMING	54.4	23347.9	0	0	0	0	0	23402.3
45 MONROE	33468.9	927	2628.7	0	1173.1	1.1	0	38198.8
48 NORTHAMPTON	1457.3	0	685.3	0	0	0	0	2142.6
51 PHILADELPHIA	256.6	0	0	0	0	0	0	256.6
52 PIKE	10830.7	306.8	0	0	209.4	0	0	11346.9
54 SCHUYLKILL	0	0.6	0	0	0	0	0	0.6
57 SULLIVAN	3	1217	0	0	177.3	0	0	1397.3
58 SUSQUEHANNA	15477.3	165603.4	97.4	0	6591.8	0	2.4	187772.3
64 WAYNE	5635	75.5	1026.4	0	1875.9	0	1.1	8613.9
66 WYOMING	4679.1	4006.3	334.5	0	189	0	0	9208.9
CT CONNECTICUT	10825.8	22.5	0	0	0	0	61.4	10909.7
NJ NEW JERSEY	469429.6	8166.2	0	0	60.7	0	1.5	477658
NY NEW YORK	688764.9	10181	0	0	343.2	0	0	699289.1
<b>Waste Totals:</b>	<b>1496826.5</b>	<b>296942.9</b>	<b>38154.4</b>	<b>0</b>	<b>29707.7</b>	<b>1.1</b>	<b>133.5</b>	<b>1861766.1</b>





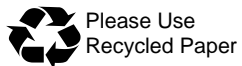
Commonwealth of Pennsylvania  
 Department of Environmental Protection  
 Bureau of Waste Management  
 Division of Reporting and Fee Collection

-----  
 Landfill Waste Receipts  
 in Tons (2000 lbs.) of Waste

For Year: 2013

Disposal Facility: 100329, LAKE VIEW LANDFILL

County/State that Generated Waste	Waste Type: Municipal	Residual	Sewage Sludge	Infectious	Construction	Ash Residue	Asbestos	Total
02 ALLEGHENY	0	26.3	0	0	0	0	0	26.3
05 BEDFORD	0	45.2	0	0	0	0	0	45.2
16 CLARION	0	14.1	0	0	0	0	0	14.1
17 CLEARFIELD	0	0.7	0	0	0	0	0	0.7
20 CRAWFORD	10401.9	4975.4	2598.8	0	1121.3	0	14.6	19112
25 ERIE	140692.9	32255.5	10890.4	0	22010.6	3204.2	239.1	209292.7
43 MERCER	12017.9	302.7	0	0	35.2	0	2.1	12357.9
59 TIOGA	0	2.3	0	0	0	0	0	2.3
61 VENANGO	0	419.4	0	0	0	0	0	419.4
62 WARREN	0	240.7	311.3	0	22.6	0	3.1	577.7
NY NEW YORK	0	0	0	0	30.9	0	0	30.9
OH OHIO	0.1	0	0	0	0	0	0	0.1
<b>Waste Totals:</b>	<b>163112.8</b>	<b>38282.3</b>	<b>13800.5</b>	<b>0</b>	<b>23220.6</b>	<b>3204.2</b>	<b>258.9</b>	<b>241879.3</b>



Please Use  
Recycled Paper

Phone: 717-783-9258

Printed: 2/10/2014

Also visit our Internet WWW Site at: <http://www.dep.state.pa.us>

DISCLAIMER: While care has been taken in the preparation of this report, there is no warranty or guarantee as to the data, calculation or content accuracy. The Commonwealth reserves the right to update or change any data or presentation format without notice or liability.

Commonwealth of Pennsylvania  
 Department of Environmental Protection  
 Bureau of Waste Management  
 Division of Reporting and Fee Collection

-----  
 Landfill Waste Receipts  
 in Tons (2000 lbs.) of Waste

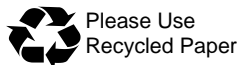
For Year: 2013

Disposal Facility: 101534, LAUREL HIGHLANDS LANDFILL INC

County/State that Generated Waste	Waste Type: Municipal	Residual	Sewage Sludge	Infectious	Construction	Ash Residue	Asbestos	Total
05 BEDFORD	11	0	0	0	34.7	0	0	45.7
07 BLAIR	29109.3	8702.8	2274.6	0	4747.8	0	0	44834.5
11 CAMBRIA	33283.8	16380.6	5217.5	0	5562.8	59	0	60503.7
14 CENTRE	0	17.1	0	0	0	0	0	17.1
17 CLEARFIELD	257.2	0	202.5	0	102.6	0	0	562.3
31 HUNTINGDON	0	830.3	0	0	0	0	0	830.3
32 INDIANA	1098.5	176	0	0	300.9	0	0	1575.4
33 JEFFERSON	239.7	0	0	0	89	0	0	328.7
34 JUNIATA	154.8	0	0	0	6.2	0	0	161
41 LYCOMING	0.1	0	0	0	0	0	0	0.1
44 MIFFLIN	39906.2	0	606.6	0	0	0	0	40512.8
56 SOMERSET	46.2	0	0	0	12.7	0	0	58.9
65 WESTMORELAND	769.9	3101.8	0	0	104.7	0	0	3976.4
MD MARYLAND	0	303.7	0	0	0	0	0	303.7
<b>Waste Totals:</b>	<b>104876.7</b>	<b>29512.3</b>	<b>8301.2</b>	<b>0</b>	<b>10961.4</b>	<b>59</b>	<b>0</b>	<b>153710.6</b>

Disposal Facility: 101389, LCSWMA FREY FARM LANDFILL

County/State that Generated Waste	Waste Type: Municipal	Residual	Sewage Sludge	Infectious	Construction	Ash Residue	Asbestos	Total
01 ADAMS	0	4.1	0	0	0	0	0	4.1
06 BERKS	0	12.1	0	0	0	0	0	12.1
21 CUMBERLAND	0	66.5	0	0	0	0	0	66.5
22 DAUPHIN	0	344.6	0	0	305.3	34795.1	0	35445
36 LANCASTER	24196.2	57757.4	12157.3	643.8	60327.3	91504	5.3	246591.3
38 LEBANON	0	1217.1	0	0	0	0	0	1217.1
48 NORTHAMPTON	0	5.9	0	0	0	0	0	5.9
50 PERRY	0	17.8	0	0	0	0	0	17.8
67 YORK	0	4986.7	0	0	0	0	0	4986.7
DE DELAWARE (ST)	0	85.5	0	0	0	0	0	85.5
<b>Waste Totals:</b>	<b>24196.2</b>	<b>64497.7</b>	<b>12157.3</b>	<b>643.8</b>	<b>60632.6</b>	<b>126299.1</b>	<b>5.3</b>	<b>288432</b>



Please Use  
Recycled Paper

Phone: 717-783-9258

Printed: 2/10/2014

Also visit our Internet WWW Site at: <http://www.dep.state.pa.us>

DISCLAIMER: While care has been taken in the preparation of this report, there is no warranty or guarantee as to the data, calculation or content accuracy. The Commonwealth reserves the right to update or change any data or presentation format without notice or liability.

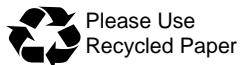
Commonwealth of Pennsylvania  
 Department of Environmental Protection  
 Bureau of Waste Management  
 Division of Reporting and Fee Collection

-----  
 Landfill Waste Receipts  
 in Tons (2000 lbs.) of Waste

For Year: 2013

Disposal Facility: 400592, LCSWMA RESOURCE RECOVERY FACILITY

County/State that Generated Waste	Waste Type: Municipal	Residual	Sewage Sludge	Infectious	Construction	Ash Residue	Asbestos	Total
06 BERKS	0	716.4	0	0	0	0	0	716.4
07 BLAIR	0	62.7	0	0	0	0	0	62.7
09 BUCKS	0	1489.6	0	0	0	0	0	1489.6
11 CAMBRIA	0	51.4	0	0	0	0	0	51.4
13 CARBON	0	11.8	0	0	0	0	0	11.8
14 CENTRE	0	26.8	0	0	0	0	0	26.8
15 CHESTER	0	502.7	0	0	0	0	0	502.7
18 CLINTON	0	1.1	0	0	0	0	0	1.1
21 CUMBERLAND	0	6.2	0	0	0	0	0	6.2
22 DAUPHIN	8146	4929.5	0	0	0	0	0	13075.5
23 DELAWARE	0	44	0	0	0	0	0	44
34 JUNIATA	0	2193.7	0	0	0	0	0	2193.7
36 LANCASTER	296196.6	29241.7	2644.5	0	506.9	0	0	328589.7
38 LEBANON	0	1508.5	0	0	0	0	0	1508.5
39 LEHIGH	0	1602.8	0	0	0	0	0	1602.8
40 LUZERNE	0	208.4	0	0	0	0	0	208.4
45 MONROE	0	1436.7	0	0	0	0	0	1436.7
46 MONTGOMERY	0	1120.6	0	0	0	0	0	1120.6
47 MONTOUR	0	24.3	0	0	0	0	0	24.3
48 NORTHAMPTON	0	342.7	0	0	0	0	0	342.7
49 NORTHUMBERLAND	0	162.8	0	0	0	0	0	162.8
51 PHILADELPHIA	0	151.7	0	0	0	0	0	151.7
54 SCHUYLKILL	2645.7	356.7	0	0	0	0	0	3002.4
66 WYOMING	0	4046.6	0	0	0	0	0	4046.6
67 YORK	0	159.9	0	0	0	0	0	159.9
CT CONNECTICUT	0	23.6	0	0	0	0	0	23.6
DE DELAWARE (ST)	0	690.2	0	0	0	0	0	690.2
FL FLORIDA	0	83.1	0	0	0	0	0	83.1
GA GEORGIA	0	6.4	0	0	0	0	0	6.4
IL ILLINOIS	0	299.9	0	0	0	0	0	299.9

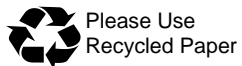


Commonwealth of Pennsylvania  
 Department of Environmental Protection  
 Bureau of Waste Management  
 Division of Reporting and Fee Collection

-----  
 Landfill Waste Receipts  
 in Tons (2000 lbs.) of Waste

For Year: **2013**

LA LOUISIANA	0	292.1	0	0	0	0	0	292.1
MD MARYLAND	0	562.3	0	0	0	0	0	562.3
MS MISSISSIPPI	0	141.2	0	0	0	0	0	141.2
NC NORTH CAROLINA	0	827.8	0	0	0	0	0	827.8
NJ NEW JERSEY	8418.5	3175.9	0	0	0	0	0	11594.4
NY NEW YORK	0	489.5	0	0	0	0	0	489.5
OH OHIO	0	1.9	0	0	0	0	0	1.9
PR PUERTO RICO	0	283.2	0	0	0	0	0	283.2
TN TENNESSEE	0	21.2	0	0	0	0	0	21.2
VA VIRGINIA	0	933.6	0	0	0	0	0	933.6
WI WISCONSIN	0	7.5	0	0	0	0	0	7.5
<b>Waste Totals:</b>	<b>315406.8</b>	<b>58238.7</b>	<b>2644.5</b>	<b>0</b>	<b>506.9</b>	<b>0</b>	<b>0</b>	<b>376796.9</b>



Please Use  
Recycled Paper

Phone: 717-783-9258  
 Printed: 2/10/2014

Also visit our Internet WWW Site at: <http://www.dep.state.pa.us>

DISCLAIMER: While care has been taken in the preparation of this report, there is no warranty or guarantee as to the data, calculation or content accuracy. The Commonwealth reserves the right to update or change any data or presentation format without notice or liability.

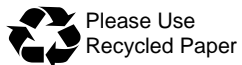
Commonwealth of Pennsylvania  
 Department of Environmental Protection  
 Bureau of Waste Management  
 Division of Reporting and Fee Collection

-----  
 Landfill Waste Receipts  
 in Tons (2000 lbs.) of Waste

For Year: 2013

Disposal Facility: 100963, LYCOMING COUNTY RESOURCE MANAGEMENT SERVICES LAN

County/State that Generated Waste	Waste Type: Municipal	Residual	Sewage Sludge	Infectious	Construction	Ash Residue	Asbestos	Total
03 ARMSTRONG	14.2	0	0	0	0	0	0	14.2
06 BERKS	4.3	62.3	0	0	5.8	0	0	72.4
07 BLAIR	0	51.6	0	0	0	0	0	51.6
08 BRADFORD	0	8.7	0	0	3.1	0	0	11.8
10 BUTLER	0	1.3	0	0	0	0	0	1.3
13 CARBON	0	179.4	0	0	0	0	0	179.4
14 CENTRE	0	0.8	0	0	6.3	0	0	7.1
17 CLEARFIELD	0	0	0	0	0	0	2.3	2.3
18 CLINTON	35.1	285.8	0	0	170.1	0	0	491
19 COLUMBIA	33866.8	17063.5	9172.8	0	8810.5	0	51.1	68964.7
21 CUMBERLAND	0	0.3	0	0	0	0	0	0.3
22 DAUPHIN	0	1.3	0	0	0	0	2.7	4
29 FULTON	0	0.2	0	0	0	0	0	0.2
34 JUNIATA	3.5	52.1	0	0	2.1	0	0	57.7
35 LACKAWANNA	0	0.2	0	0	0	0	107.3	107.5
36 LANCASTER	0	10.7	0	0	0	0	6.7	17.4
38 LEBANON	0	0	0	0	0	0	9.8	9.8
39 LEHIGH	0	0	0	0	0	0	41.5	41.5
40 LUZERNE	25.4	230.9	0	0	0	0	55.7	312
41 LYCOMING	55638.3	21547.9	8470.9	257.6	2461.2	1759.6	47.2	90182.7
45 MONROE	6	50.8	0	0	0	0	34	90.8
46 MONTGOMERY	0	0	0	0	0	0	48.7	48.7
47 MONTOUR	8296	2883.3	22.4	655	1658.2	0	100.3	13615.2
49 NORTHUMBERLAND	25534.6	13094.4	14077.8	0	1813.8	13.8	38	54572.4
50 PERRY	2	27.3	0	0	2.7	0	0	32
52 PIKE	0	0.5	0	0	0	0	0	0.5
54 SCHUYLKILL	0	35.7	65.5	0	8.6	0	0	109.8
55 SNYDER	14169.6	4092.2	1125	0	967.2	27.8	60.4	20442.2
56 SOMERSET	0	0.9	0	0	0	0	0	0.9
57 SULLIVAN	83.4	0	0	0	24.2	0	0	107.6

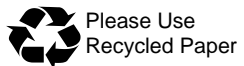


Commonwealth of Pennsylvania  
 Department of Environmental Protection  
 Bureau of Waste Management  
 Division of Reporting and Fee Collection

-----  
 Landfill Waste Receipts  
 in Tons (2000 lbs.) of Waste

For Year: 2013

58 SUSQUEHANNA	0	22.8	0	0	0	0	0	22.8
59 TIOGA	21.2	0	0	0	0	0	0	21.2
60 UNION	22347.3	6663.7	3608.2	0	2481.4	10	43.6	35154.2
64 WAYNE	0	2.9	0	0	0	0	1.8	4.7
66 WYOMING	0	0	0	0	0	0	6	6
67 YORK	0	0.2	0	0	0	0	0	0.2
NJ NEW JERSEY	0	0	0	0	0	0	6.3	6.3
NY NEW YORK	0	0.2	0	0	0	0	0.2	0.4
WV WEST VIRGINIA	0	0.1	0	0	0	0	0	0.1
<b>Waste Totals:</b>	<b>160047.7</b>	<b>66372</b>	<b>36542.6</b>	<b>912.6</b>	<b>18415.2</b>	<b>1811.2</b>	<b>663.6</b>	<b>284764.9</b>



Please Use  
Recycled Paper

Phone: 717-783-9258  
 Printed: 2/10/2014

Also visit our Internet WWW Site at: <http://www.dep.state.pa.us>

DISCLAIMER: While care has been taken in the preparation of this report, there is no warranty or guarantee as to the data, calculation or content accuracy. The Commonwealth reserves the right to update or change any data or presentation format without notice or liability.

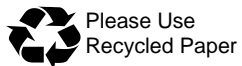
Commonwealth of Pennsylvania  
 Department of Environmental Protection  
 Bureau of Waste Management  
 Division of Reporting and Fee Collection

-----  
 Landfill Waste Receipts  
 in Tons (2000 lbs.) of Waste

For Year: 2013

Disposal Facility: 100113, MODERN LANDFILL

County/State that Generated Waste	Waste Type: Municipal	Residual	Sewage Sludge	Infectious	Construction	Ash Residue	Asbestos	Total
01 ADAMS	1731.8	1488.4	292.5	0	1049.5	0	1.8	4564
06 BERKS	0	1262.8	0	0	1.6	0	0.2	1264.6
09 BUCKS	0	134	0	0	0	0	0	134
15 CHESTER	0	179.2	0	0	0	0	0	179.2
21 CUMBERLAND	43305.3	1394.4	0	86.8	4743.4	0	3.4	49533.3
22 DAUPHIN	4.7	9769.4	993.9	1529.1	12913.6	0	2	25212.7
24 ELK	0	588.6	0	0	0	0	202.6	791.2
28 FRANKLIN	0	9.2	0	0	0.5	0	0	9.7
31 HUNTINGDON	0	0	0	0	0	32.1	0	32.1
36 LANCASTER	0	36982.4	0	0	0	0	0	36982.4
38 LEBANON	0	9572.3	0	0	0	0	0.9	9573.2
39 LEHIGH	0	377.3	0	0	0	0	0	377.3
40 LUZERNE	0	343.9	0	0	0	0	0	343.9
41 LYCOMING	0	118.8	0	0	0	0	0	118.8
46 MONTGOMERY	167.1	63.4	0	0	27967.3	0	377.9	28575.7
48 NORTHAMPTON	0	42.9	0	0	0	0	0	42.9
50 PERRY	0	316.2	0	0	0	0	0	316.2
51 PHILADELPHIA	257302	0	0	0	0	0	57.1	257359.1
54 SCHUYLKILL	0	808	0	0	0	0	6.8	814.8
67 YORK	376.2	274021.7	3484.9	0	36877.1	11.7	357.7	315129.3
CT CONNECTICUT	0	5365.3	0	0	0	0	2627.1	7992.4
DC DISTRICT OF COLUMBIA	0	8.2	0	0	0	0	42.5	50.7
DE DELAWARE (ST)	0	3701.6	0	0	0	0	293.7	3995.3
MA MASSACHUSETTS	0	543.1	0	0	0	0	0	543.1
MD MARYLAND	140.3	23692.7	3382.3	24835.6	107.9	1409.2	15393.2	68961.2
NC NORTH CAROLINA	0	0	0	0	0	0	0.1	0.1
NJ NEW JERSEY	61925	4293.3	0	0	0	79.4	2.5	66300.2
NY NEW YORK	0	159.5	0	0	0	0	0	159.5
OH OHIO	0	26.5	0	0	0	0	0	26.5
VA VIRGINIA	0	383	0	0	0	0	10	393



Commonwealth of Pennsylvania  
 Department of Environmental Protection  
 Bureau of Waste Management  
 Division of Reporting and Fee Collection

-----  
 Landfill Waste Receipts  
 in Tons (2000 lbs.) of Waste

For Year: 2013

WV WEST VIRGINIA	0	64.4	0	0	0	0	1.3	65.7
<b>Waste Totals:</b>	<b>364952.4</b>	<b>375710.5</b>	<b>8153.6</b>	<b>26451.5</b>	<b>83660.9</b>	<b>1532.4</b>	<b>19380.8</b>	<b>879842.1</b>

Disposal Facility: 100594, MONROEVILLE LANDFILL

County/State that Generated Waste	Waste Type: Municipal	Residual	Sewage Sludge	Infectious	Construction	Ash Residue	Asbestos	Total
02 ALLEGHENY	232034.5	119038.2	5304	4950.8	21389.1	2289.4	0	385006
03 ARMSTRONG	349.3	420.5	0	0	66	0	0	835.8
10 BUTLER	752.3	115	0	0	270.6	0	0	1137.9
26 FAYETTE	8.9	0	0	0	0	0	0	8.9
65 WESTMORELAND	3199.4	892.8	1228.7	0	2097.3	0	0	7418.2
<b>Waste Totals:</b>	<b>236344.4</b>	<b>120466.5</b>	<b>6532.7</b>	<b>4950.8</b>	<b>23823</b>	<b>2289.4</b>	<b>0</b>	<b>394406.8</b>



Please Use  
Recycled Paper

Phone: 717-783-9258

Printed: 2/10/2014

Also visit our Internet WWW Site at: <http://www.dep.state.pa.us>

DISCLAIMER: While care has been taken in the preparation of this report, there is no warranty or guarantee as to the data, calculation or content accuracy. The Commonwealth reserves the right to update or change any data or presentation format without notice or liability.




Commonwealth of Pennsylvania  
 Department of Environmental Protection  
 Bureau of Waste Management  
 Division of Reporting and Fee Collection

-----  
 Landfill Waste Receipts  
 in Tons (2000 lbs.) of Waste

For Year: 2013

Disposal Facility: 101571, MOSTOLLER LANDFILL INC

County/State that Generated Waste	Waste Type: Municipal	Residual	Sewage Sludge	Infectious	Construction	Ash Residue	Asbestos	Total
02 ALLEGHENY	14.7	0	0	0	66.2	0	0	80.9
03 ARMSTRONG	0	2080.6	0	0	0	0	0	2080.6
05 BEDFORD	455.1	466.6	354.3	0	370.3	0	0	1646.3
07 BLAIR	65124.5	590.1	476.5	0	1556.7	0	19.5	67767.3
11 CAMBRIA	19804.9	2475.4	2046	0	1195.9	0	29.6	25551.8
12 CAMERON	7.6	0	0	0	0	0	0	7.6
17 CLEARFIELD	0	16.1	0	0	0	0	0	16.1
22 DAUPHIN	0	0	486.9	0	0	0	0	486.9
26 FAYETTE	4.6	749.3	0	0	0	0	0	753.9
30 GREENE	0	254.1	0	0	0	0	0	254.1
31 HUNTINGDON	150.1	232	0	0	0	0	0	382.1
32 INDIANA	55.6	12.3	0	0	344.3	0	0	412.2
42 MCKEAN	5.3	0	0	0	0	0	0	5.3
56 SOMERSET	22719	3864.8	2481	0	2750.6	0	40.7	31856.1
57 SULLIVAN	4.3	0	0	0	0	0	0	4.3
59 TIOGA	0	4988.2	0	0	0	0	0	4988.2
63 WASHINGTON	1.9	18.4	0	0	33.1	0	0	53.4
65 WESTMORELAND	15744.7	477.6	5.6	0	229.7	0	0	16457.6
MD MARYLAND	36475.2	119.7	338.3	0	183.3	0	12.8	37129.3
WV WEST VIRGINIA	1437.2	0	0	0	26.4	0	0	1463.6
<b>Waste Totals:</b>	<b>162004.7</b>	<b>16345.2</b>	<b>6188.6</b>	<b>0</b>	<b>6756.5</b>	<b>0</b>	<b>102.6</b>	<b>191397.6</b>



Please Use  
Recycled Paper

Phone: 717-783-9258

Printed: 2/10/2014

Also visit our Internet WWW Site at: <http://www.dep.state.pa.us>

DISCLAIMER: While care has been taken in the preparation of this report, there is no warranty or guarantee as to the data, calculation or content accuracy. The Commonwealth reserves the right to update or change any data or presentation format without notice or liability.

Commonwealth of Pennsylvania  
 Department of Environmental Protection  
 Bureau of Waste Management  
 Division of Reporting and Fee Collection

-----  
 Landfill Waste Receipts  
 in Tons (2000 lbs.) of Waste

For Year: 2013

Disposal Facility: 101100, MOUNTAIN VIEW RECLAMATION LANDFILL

County/State that Generated Waste	Waste Type: Municipal	Residual	Sewage Sludge	Infectious	Construction	Ash Residue	Asbestos	Total
01 ADAMS	13957.6	3304.4	67.4	0	1572.9	0	7.8	18910.1
05 BEDFORD	0	0	0	0	0	0	0	0
21 CUMBERLAND	14987.1	1951.7	15.9	0	3717.7	0	0	20672.4
22 DAUPHIN	159.4	6114.4	364.8	1.4	7019.9	0	0	13659.9
28 FRANKLIN	21087.3	6452.6	1212.9	0	3289.8	0	2.6	32045.2
29 FULTON	209.8	1088.9	0	0	26.7	0	0	1325.4
36 LANCASTER	1.6	0	0	0	0	0	0	1.6
49 NORTHUMBERLAND	12417.7	0	0	0	19.5	0	0	12437.2
50 PERRY	1568.1	0	0	0	58.1	0	0	1626.2
54 SCHUYLKILL	0	131.8	0	0	0	0	0	131.8
67 YORK	0	0.4	681.7	0	787.2	0	0	1469.3
MD MARYLAND	132193.4	1837.9	990.7	0	3817.8	0	0.3	138840.1
WV WEST VIRGINIA	26227.8	7169.4	0	0	1206.6	0	131.9	34735.7
<b>Waste Totals:</b>	<b>222809.8</b>	<b>28051.5</b>	<b>3333.4</b>	<b>1.4</b>	<b>21516.2</b>	<b>0</b>	<b>142.6</b>	<b>275854.9</b>



Please Use  
Recycled Paper

Phone: 717-783-9258

Printed: 2/10/2014

Also visit our Internet WWW Site at: <http://www.dep.state.pa.us>

DISCLAIMER: While care has been taken in the preparation of this report, there is no warranty or guarantee as to the data, calculation or content accuracy. The Commonwealth reserves the right to update or change any data or presentation format without notice or liability.

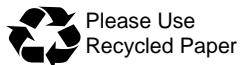
Commonwealth of Pennsylvania  
 Department of Environmental Protection  
 Bureau of Waste Management  
 Division of Reporting and Fee Collection

-----  
 Landfill Waste Receipts  
 in Tons (2000 lbs.) of Waste

For Year: 2013

Disposal Facility: 100585, NORTHWEST SANITARY LANDFILL

County/State that Generated Waste	Waste Type: Municipal	Residual	Sewage Sludge	Infectious	Construction	Ash Residue	Asbestos	Total
02 ALLEGHENY	4208	4407.1	0	0	748.2	0	14271.5	23634.8
03 ARMSTRONG	6197.8	560.5	0	31.2	159.9	0	0	6949.4
04 BEAVER	85	0	106.5	0	0	0	0	191.5
05 BEDFORD	0	19.1	0	0	0	0	0	19.1
10 BUTLER	27280.9	35321	7056.6	5645.1	3446.6	0	55.6	78805.8
14 CENTRE	0	0.3	0	0	0	0	0	0.3
16 CLARION	1228.1	1754.4	122.1	0	390.8	0	0	3495.4
17 CLEARFIELD	0	14.8	0	0	0	0	0	14.8
20 CRAWFORD	541	1572.6	0	0	21.3	0	2	2136.9
24 ELK	0	1.1	0	0	0	0	0	1.1
25 ERIE	0	125.4	0	0	0	0	0	125.4
27 FOREST	1.7	1800.4	0	0	0	0	0	1802.1
32 INDIANA	0	45.8	0	0	0	0	0	45.8
33 JEFFERSON	0	10.7	0	0	5.4	0	0	16.1
37 LAWRENCE	13148.8	1596.4	0	0	195.9	0	0	14941.1
41 LYCOMING	0	3.3	0	0	0	0	0	3.3
42 MCKEAN	0	601	0	0	0	0	0	601
43 MERCER	7783.2	3197.5	60.3	0	105.8	0	0	11146.8
61 VENANGO	3513.8	2388.5	0	0	624.5	0	0	6526.8
62 WARREN	0	359.4	0	0	0	0	0	359.4
65 WESTMORELAND	0	3.8	0	0	0	0	0	3.8
OH OHIO	0	1106.3	0	0	0	0	0	1106.3
<b>Waste Totals:</b>	<b>63988.3</b>	<b>54889.4</b>	<b>7345.5</b>	<b>5676.3</b>	<b>5698.4</b>	<b>0</b>	<b>14329.1</b>	<b>151927</b>



Please Use  
Recycled Paper

Phone: 717-783-9258  
 Printed: 2/10/2014

Also visit our Internet WWW Site at: <http://www.dep.state.pa.us>

DISCLAIMER: While care has been taken in the preparation of this report, there is no warranty or guarantee as to the data, calculation or content accuracy. The Commonwealth reserves the right to update or change any data or presentation format without notice or liability.

Commonwealth of Pennsylvania  
 Department of Environmental Protection  
 Bureau of Waste Management  
 Division of Reporting and Fee Collection

-----  
 Landfill Waste Receipts  
 in Tons (2000 lbs.) of Waste

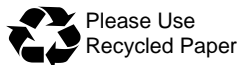
For Year: 2013

Disposal Facility: 100346, PIONEER CROSSING LANDFILL

County/State that Generated Waste	Waste Type: Municipal	Residual	Sewage Sludge	Infectious	Construction	Ash Residue	Asbestos	Total
06 BERKS	39411.5	7453	17084.3	0	1008	0	0	64956.8
09 BUCKS	3879.4	218	176.1	413	20.9	0	0.1	4707.5
15 CHESTER	1663.1	965.9	0	7.1	141.3	0	0	2777.4
21 CUMBERLAND	0	6.3	0	0	0	0	0	6.3
22 DAUPHIN	0	0	0	0	56	0	0	56
23 DELAWARE	17.1	46.6	0	0	422.2	0	18.3	504.2
36 LANCASTER	844.8	15.2	0	0	0	0	0	860
38 LEBANON	0	1921.4	0	0	0	0	0	1921.4
39 LEHIGH	29734	4018.9	19.6	309.2	241.7	10	4.1	34337.5
45 MONROE	0	0	0	0	6.2	0	0	6.2
46 MONTGOMERY	110173.5	9207.5	3284.8	2.4	734.8	1142.7	0	124545.7
48 NORTHAMPTON	78.4	1812.4	0	0	23.7	0	3	1917.5
51 PHILADELPHIA	93.5	216.9	0	2537.5	0	0	3.2	2851.1
54 SCHUYLKILL	0	1273.6	0	0	0	0	4	1277.6
NJ NEW JERSEY	4536.4	156.7	2781.6	0	2.9	0	2.1	7479.7
NY NEW YORK	176.4	804.8	2.4	2900.2	0	0	0	3883.8
<b>Waste Totals:</b>	<b>190608.1</b>	<b>28117.2</b>	<b>23348.8</b>	<b>6169.4</b>	<b>2657.7</b>	<b>1152.7</b>	<b>34.8</b>	<b>252088.7</b>

Disposal Facility: 101069, S.E.C.C.R.A. LANDFILL

County/State that Generated Waste	Waste Type: Municipal	Residual	Sewage Sludge	Infectious	Construction	Ash Residue	Asbestos	Total
15 CHESTER	77493.4	1067.2	2052.2	0	23257.7	0	0	103870.5
<b>Waste Totals:</b>	<b>77493.4</b>	<b>1067.2</b>	<b>2052.2</b>	<b>0</b>	<b>23257.7</b>	<b>0</b>	<b>0</b>	<b>103870.5</b>



Please Use  
Recycled Paper

Phone: 717-783-9258

Printed: 2/10/2014

Also visit our Internet WWW Site at: <http://www.dep.state.pa.us>

DISCLAIMER: While care has been taken in the preparation of this report, there is no warranty or guarantee as to the data, calculation or content accuracy. The Commonwealth reserves the right to update or change any data or presentation format without notice or liability.

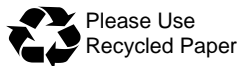
Commonwealth of Pennsylvania  
 Department of Environmental Protection  
 Bureau of Waste Management  
 Division of Reporting and Fee Collection

-----  
 Landfill Waste Receipts  
 in Tons (2000 lbs.) of Waste

For Year: 2013

Disposal Facility: 100403, SENECA LANDFILL INC

County/State that Generated Waste	Waste Type: Municipal	Residual	Sewage Sludge	Infectious	Construction	Ash Residue	Asbestos	Total
02 ALLEGHENY	55800.2	50218.2	4607.6	0	5673.4	0	0	116299.4
03 ARMSTRONG	3859.4	549.6	789.6	0	563	0	0	5761.6
04 BEAVER	65181.6	1326.2	26	0	117.9	0	0	66651.7
10 BUTLER	80502.8	72062.9	5277.4	0	7075.1	0	0	164918.2
11 CAMBRIA	0	0	0	0	0	0	0	0
16 CLARION	0	191.2	19.3	0	0	0	0	210.5
20 CRAWFORD	20.5	1699.3	448.2	0	0	0	0	2168
25 ERIE	0	50.5	174.6	0	0	0	0	225.1
26 FAYETTE	0	0	0	0	2	0	0	2
27 FOREST	0	0	472.4	0	0	0	0	472.4
32 INDIANA	0	791.8	0	0	0	0	0	791.8
33 JEFFERSON	0	0	0	0	0	0	0	0
37 LAWRENCE	989.1	3851.4	0	0	513.4	0	0	5353.9
43 MERCER	121252.1	13709.2	459.8	0	15801.1	0	0	151222.2
60 UNION	0	0	0	0	0	0	0	0
61 VENANGO	137.2	2106.9	1374.3	0	2549.4	0	0	6167.8
63 WASHINGTON	35.3	44.6	1483.6	0	0	0	0	1563.5
65 WESTMORELAND	1704.9	231.7	2038.1	0	122.6	0	0	4097.3
OH OHIO	3	0	0	0	3.1	0	0	6.1
<b>Waste Totals:</b>	<b>329486.1</b>	<b>146833.5</b>	<b>17170.9</b>	<b>0</b>	<b>32421</b>	<b>0</b>	<b>0</b>	<b>525911.5</b>



Please Use  
Recycled Paper

Phone: 717-783-9258

Printed: 2/10/2014

Also visit our Internet WWW Site at: <http://www.dep.state.pa.us>

DISCLAIMER: While care has been taken in the preparation of this report, there is no warranty or guarantee as to the data, calculation or content accuracy. The Commonwealth reserves the right to update or change any data or presentation format without notice or liability.

Commonwealth of Pennsylvania  
 Department of Environmental Protection  
 Bureau of Waste Management  
 Division of Reporting and Fee Collection

-----  
 Landfill Waste Receipts  
 in Tons (2000 lbs.) of Waste

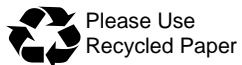
For Year: 2013

Disposal Facility: 101421, SHADE LANDFILL

County/State that Generated Waste	Waste Type: Municipal	Residual	Sewage Sludge	Infectious	Construction	Ash Residue	Asbestos	Total
05 BEDFORD	840.3	53.5	0	0	15.5	0	0	909.3
07 BLAIR	0	463.6	0	0	0	0	0	463.6
09 BUCKS	0	15.2	0	0	0	0	0	15.2
11 CAMBRIA	6.2	7.2	0	0	114.1	0	0	127.5
31 HUNTINGDON	0	0	17.7	0	0	0	0	17.7
56 SOMERSET	1183.6	120.4	0	0	42.8	0	0	1346.8
CT CONNECTICUT	15.2	0	0	0	0	0	0	15.2
NJ NEW JERSEY	0	3.7	0	0	0	0	0	3.7
<b>Waste Totals:</b>	<b>2045.3</b>	<b>663.6</b>	<b>17.7</b>	<b>0</b>	<b>172.4</b>	<b>0</b>	<b>0</b>	<b>2899</b>

Disposal Facility: 100592, SOUTH HILLS LANDFILL INC

County/State that Generated Waste	Waste Type: Municipal	Residual	Sewage Sludge	Infectious	Construction	Ash Residue	Asbestos	Total
02 ALLEGHENY	40915	41072.3	2291.4	0	21594	408.9	0	106281.6
26 FAYETTE	74.9	12994.7	0	0	88.3	0	0	13157.9
30 GREENE	0	2532.3	0	0	13.8	0	0	2546.1
43 MERCER	0	145.6	0	0	0	0	0	145.6
56 SOMERSET	0	1455.4	0	0	0	0	0	1455.4
61 VENANGO	0	254.9	0	0	0	0	0	254.9
63 WASHINGTON	7436.4	6673.6	0	0	1609.5	0	0	15719.5
65 WESTMORELAND	21.7	18009.6	0	0	6.5	0	0	18037.8
WV WEST VIRGINIA	0	752.1	0	0	34.5	0	0	786.6
<b>Waste Totals:</b>	<b>48448</b>	<b>83890.5</b>	<b>2291.4</b>	<b>0</b>	<b>23346.6</b>	<b>408.9</b>	<b>0</b>	<b>158385.4</b>



Please Use  
Recycled Paper

Phone: 717-783-9258  
 Printed: 2/10/2014

Also visit our Internet WWW Site at: <http://www.dep.state.pa.us>

DISCLAIMER: While care has been taken in the preparation of this report, there is no warranty or guarantee as to the data, calculation or content accuracy. The Commonwealth reserves the right to update or change any data or presentation format without notice or liability.

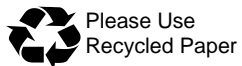
Commonwealth of Pennsylvania  
 Department of Environmental Protection  
 Bureau of Waste Management  
 Division of Reporting and Fee Collection

-----  
 Landfill Waste Receipts  
 in Tons (2000 lbs.) of Waste

For Year: 2013

Disposal Facility: 100081, SOUTHERN ALLEGHENIES LANDFILL INC

County/State that Generated Waste	Waste Type: Municipal	Residual	Sewage Sludge	Infectious	Construction	Ash Residue	Asbestos	Total
01 ADAMS	1.3	0	0	0	0	0	0	1.3
05 BEDFORD	1004	289.3	0	0	25.7	0	161.5	1480.5
07 BLAIR	202.1	1954	0	0	5.3	0	14.8	2176.2
11 CAMBRIA	33618	5590.7	186.8	0	5111.4	0	48.4	44555.3
14 CENTRE	0	7.3	0	0	0	0	1.9	9.2
17 CLEARFIELD	0	0	0	0	0	0	4.8	4.8
32 INDIANA	0	0	0	0	4.2	0	0	4.2
40 LUZERNE	0	979.6	0	0	0	0	0	979.6
56 SOMERSET	19354.9	3578.2	517.5	0	1270.1	0	14.6	24735.3
65 WESTMORELAND	155.1	30.3	0	0	33.1	0	0	218.5
DE DELAWARE (ST)	0	0	0	0	0	0	3.2	3.2
MD MARYLAND	0	0	0	0	0	0	39.4	39.4
NJ NEW JERSEY	0	565.4	0	0	0	0	0	565.4
NY NEW YORK	0	0	0	0	0	0	552.3	552.3
<b>Waste Totals:</b>	<b>54335.4</b>	<b>12994.8</b>	<b>704.3</b>	<b>0</b>	<b>6449.8</b>	<b>0</b>	<b>840.9</b>	<b>75325.2</b>



Please Use  
Recycled Paper

Phone: 717-783-9258

Printed: 2/10/2014

Also visit our Internet WWW Site at: <http://www.dep.state.pa.us>

DISCLAIMER: While care has been taken in the preparation of this report, there is no warranty or guarantee as to the data, calculation or content accuracy. The Commonwealth reserves the right to update or change any data or presentation format without notice or liability.

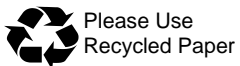
Commonwealth of Pennsylvania  
 Department of Environmental Protection  
 Bureau of Waste Management  
 Division of Reporting and Fee Collection

-----  
 Landfill Waste Receipts  
 in Tons (2000 lbs.) of Waste

For Year: 2013

Disposal Facility: 100277, TERVITA SANITARY LANDFILL

County/State that Generated Waste	Waste Type: Municipal	Residual	Sewage Sludge	Infectious	Construction	Ash Residue	Asbestos	Total
02 ALLEGHENY	41407.2	8295.9	8058.4	0	13852.7	0	68.1	71682.3
03 ARMSTRONG	27	0	0	0	1.6	0	0	28.6
04 BEAVER	0	0	0	0	31.3	0	326.6	357.9
05 BEDFORD	15	0	0	0	0	0	0	15
10 BUTLER	0	30.5	0	0	21.7	0	0	52.2
20 CRAWFORD	0	0	9.1	0	0	0	0	9.1
26 FAYETTE	9055.1	59.9	276.1	0	4091.8	0	19.6	13502.5
30 GREENE	2701.2	34205.8	5.9	0	859.7	0	14.3	37786.9
32 INDIANA	0	44.6	0	0	11.5	0	0	56.1
41 LYCOMING	0	22.1	0	0	0	0	0	22.1
54 SCHUYLKILL	0	3	0	0	0	0	0	3
56 SOMERSET	0	0	0	0	11.2	0	0	11.2
63 WASHINGTON	32905.3	25508.2	1229.6	0	10125.3	0	10.8	69779.2
65 WESTMORELAND	20560.2	8932.7	1710.2	0	13200.8	0	77.3	44481.2
OH OHIO	0	748.5	0	0	0	0	0	748.5
WV WEST VIRGINIA	145.3	23361.9	0	0	647.2	0	0	24154.4
<b>Waste Totals:</b>	<b>106816.3</b>	<b>101213.1</b>	<b>11289.3</b>	<b>0</b>	<b>42854.8</b>	<b>0</b>	<b>516.7</b>	<b>262690.2</b>



Please Use  
Recycled Paper

Phone: 717-783-9258  
 Printed: 2/10/2014

Also visit our Internet WWW Site at: <http://www.dep.state.pa.us>

DISCLAIMER: While care has been taken in the preparation of this report, there is no warranty or guarantee as to the data, calculation or content accuracy. The Commonwealth reserves the right to update or change any data or presentation format without notice or liability.



Commonwealth of Pennsylvania  
 Department of Environmental Protection  
 Bureau of Waste Management  
 Division of Reporting and Fee Collection

-----  
 Landfill Waste Receipts  
 in Tons (2000 lbs.) of Waste

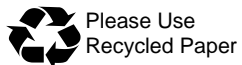
For Year: 2013

Disposal Facility: 101494, TULLYTOWN RESOURCE RECOVERY FACILITY

County/State that Generated Waste	Waste Type: Municipal	Residual	Sewage Sludge	Infectious	Construction	Ash Residue	Asbestos	Total
06 BERKS	1.8	0	0	0	0	0	0	1.8
09 BUCKS	6845	54079.6	3182.2	383.9	1123.9	79188.7	0	144803.3
13 CARBON	0.6	0	0	0	0	0	0	0.6
15 CHESTER	0	201.5	37.7	0	0	0	0	239.2
23 DELAWARE	3370.2	111.2	636.7	1320.9	29.1	0	0	5468.1
39 LEHIGH	57.1	273.6	0	0	0	0	0	330.7
45 MONROE	0.3	0	0	0	0	0	0	0.3
46 MONTGOMERY	8170.4	32043.3	4044.8	225.1	20.4	81.3	0	44585.3
48 NORTHAMPTON	0.4	181.3	0	0	0	0	0	181.7
51 PHILADELPHIA	40864.8	4847.3	1319.6	3047.8	803.4	0	3.1	50886
CT CONNECTICUT	0	102	0	0	0	0	0	102
DE DELAWARE (ST)	0	123	0	0	0	0	0	123
NJ NEW JERSEY	157517.4	102799.6	5875.1	0	97498.8	273.3	4177.3	368141.5
NY NEW YORK	351952.5	2964.9	6538.6	12.9	6673.3	0	0	368142.2
VA VIRGINIA	0	0	0	0	0	6.3	1.4	7.7
<b>Waste Totals:</b>	<b>568780.5</b>	<b>197727.3</b>	<b>21634.7</b>	<b>4990.6</b>	<b>106148.9</b>	<b>79549.6</b>	<b>4181.8</b>	<b>983013.4</b>

Disposal Facility: 100280, VALLEY LANDFILL

County/State that Generated Waste	Waste Type: Municipal	Residual	Sewage Sludge	Infectious	Construction	Ash Residue	Asbestos	Total
02 ALLEGHENY	34872.3	106108.4	1100.7	0	15684.5	3915.9	86.3	161768.1
03 ARMSTRONG	6766.7	0	0	0	639.6	0	0	7406.3
10 BUTLER	701.2	23.5	0	0	112.9	0	0	837.6
26 FAYETTE	699.9	336.4	0	0	51.6	0	2	1089.9
30 GREENE	0	218.4	0	0	0	0	0	218.4
32 INDIANA	0	895.8	0	0	0	0	3.1	898.9
65 WESTMORELAND	96116.9	17800.3	5773.3	2898.4	22919.3	0	10.9	145519.1
<b>Waste Totals:</b>	<b>139157</b>	<b>125382.8</b>	<b>6874</b>	<b>2898.4</b>	<b>39407.9</b>	<b>3915.9</b>	<b>102.3</b>	<b>317738.3</b>



Please Use  
Recycled Paper

Phone: 717-783-9258  
 Printed: 2/10/2014

Also visit our Internet WWW Site at: <http://www.dep.state.pa.us>

DISCLAIMER: While care has been taken in the preparation of this report, there is no warranty or guarantee as to the data, calculation or content accuracy. The Commonwealth reserves the right to update or change any data or presentation format without notice or liability.

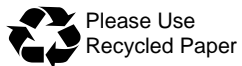
Commonwealth of Pennsylvania  
 Department of Environmental Protection  
 Bureau of Waste Management  
 Division of Reporting and Fee Collection

-----  
 Landfill Waste Receipts  
 in Tons (2000 lbs.) of Waste

For Year: 2013

Disposal Facility: 100739, WESTERN BERKS COMMUNITY LANDFILL

County/State that Generated Waste	Waste Type: Municipal	Residual	Sewage Sludge	Infectious	Construction	Ash Residue	Asbestos	Total
06 BERKS	42913.2	34612.6	25.3	0	4193.6	0	318.9	82063.6
09 BUCKS	7819.6	9.3	0	0	98.7	0	14.7	7942.3
13 CARBON	9.7	68	238.3	0	0	0	18.9	334.9
15 CHESTER	0	385.3	0	0	0	0	117.4	502.7
21 CUMBERLAND	0	5.2	0	0	0	0	0	5.2
23 DELAWARE	1195.8	120.3	5269.1	0	9	0	154.2	6748.4
36 LANCASTER	16.4	115.1	0	0	1.1	0	76.4	209
39 LEHIGH	6348.2	123.5	0	0	92.4	0	0.1	6564.2
40 LUZERNE	0	0	0	0	10.3	0	0.9	11.2
44 MIFFLIN	10.2	0	0	0	0	0	0	10.2
45 MONROE	109.8	22.3	0	0	0	0	0	132.1
46 MONTGOMERY	37377.2	8192.9	2240.6	0	1822.4	0	1526.8	51159.9
48 NORTHAMPTON	4773.9	1940.4	1854.3	0	197.4	0	0	8766
49 NORTHUMBERLAND	0	0	73.5	0	0	0	0	73.5
51 PHILADELPHIA	14.2	14.4	760.5	0	0	0	215.9	1005
54 SCHUYLKILL	3937.2	0	0	0	73.1	0	0	4010.3
NJ NEW JERSEY	17710.6	24.6	3826.9	0	3602.4	0	28.5	25193
NY NEW YORK	908.5	0	11094.6	0	1233.7	0	0	13236.8
<b>Waste Totals:</b>	<b>123144.5</b>	<b>45633.9</b>	<b>25383.1</b>	<b>0</b>	<b>11334.1</b>	<b>0</b>	<b>2472.7</b>	<b>207968.3</b>



Please Use  
Recycled Paper

Phone: 717-783-9258  
 Printed: 2/10/2014

Also visit our Internet WWW Site at: <http://www.dep.state.pa.us>

DISCLAIMER: While care has been taken in the preparation of this report, there is no warranty or guarantee as to the data, calculation or content accuracy. The Commonwealth reserves the right to update or change any data or presentation format without notice or liability.

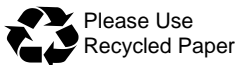
Commonwealth of Pennsylvania  
 Department of Environmental Protection  
 Bureau of Waste Management  
 Division of Reporting and Fee Collection

-----  
 Landfill Waste Receipts  
 in Tons (2000 lbs.) of Waste

For Year: 2013

Disposal Facility: 400633, WHEELABRATOR FALLS INC

County/State that Generated Waste	Waste Type: Municipal	Residual	Sewage Sludge	Infectious	Construction	Ash Residue	Asbestos	Total
02 ALLEGHENY	0	4.6	0	0	0	0	0	4.6
06 BERKS	73	0	0	0	14.4	0	0	87.4
09 BUCKS	125772.5	563.8	0	0	17988.1	0	0	144324.4
15 CHESTER	0	346.3	0	0	0	0	0	346.3
21 CUMBERLAND	0	57.3	0	0	0	0	0	57.3
22 DAUPHIN	0	0.9	0	0	0	0	0	0.9
38 LEBANON	0	2928.9	0	0	0	0	0	2928.9
39 LEHIGH	0	97.2	0	0	0	0	0	97.2
46 MONTGOMERY	42.1	254.8	0	0	8.7	0	0	305.6
51 PHILADELPHIA	316111.5	1182.5	0	0	51.5	0	0	317345.5
60 UNION	8.8	0	0	0	0	0	0	8.8
67 YORK	0	1752.3	0	0	0	0	0	1752.3
DE DELAWARE (ST)	0	125.3	0	0	0	0	0	125.3
KY KENTUCKY	0	53.2	0	0	0	0	0	53.2
MA MASSACHUSETTS	0	57.4	0	0	0	0	0	57.4
NC NORTH CAROLINA	0	22.9	0	0	0	0	0	22.9
NJ NEW JERSEY	45612.8	3477.7	0	0	18.3	0	0	49108.8
NY NEW YORK	6051.8	107.1	0	0	22.6	0	0	6181.5
WV WEST VIRGINIA	0	34	0	0	0	0	0	34
<b>Waste Totals:</b>	<b>493672.5</b>	<b>11066.2</b>	<b>0</b>	<b>0</b>	<b>18103.6</b>	<b>0</b>	<b>0</b>	<b>522842.3</b>



Please Use  
Recycled Paper

Phone: 717-783-9258

Printed: 2/10/2014

Also visit our Internet WWW Site at: <http://www.dep.state.pa.us>

DISCLAIMER: While care has been taken in the preparation of this report, there is no warranty or guarantee as to the data, calculation or content accuracy. The Commonwealth reserves the right to update or change any data or presentation format without notice or liability.

Commonwealth of Pennsylvania  
 Department of Environmental Protection  
 Bureau of Waste Management  
 Division of Reporting and Fee Collection

-----  
 Landfill Waste Receipts  
 in Tons (2000 lbs.) of Waste

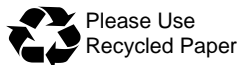
For Year: 2013

Disposal Facility: 101538, WSI SANDY RUN LANDFILL INC.

County/State that Generated Waste	Waste Type: Municipal	Residual	Sewage Sludge	Infectious	Construction	Ash Residue	Asbestos	Total
05 BEDFORD	30589.8	3518.2	221.6	0	1222.1	0	0	35551.7
07 BLAIR	4229.1	1416	0	0	794.8	0	0	6439.9
11 CAMBRIA	0	25.8	0	0	0	0	0	25.8
21 CUMBERLAND	43.9	0	0	0	6782.5	0	0	6826.4
29 FULTON	3036.3	0	0	0	600.2	0	0	3636.5
31 HUNTINGDON	27815.1	8.5	207.2	0	335.3	0	0	28366.1
39 LEHIGH	1087.2	0	0	0	0	0	0	1087.2
44 MIFFLIN	0	233.1	0	0	0	0	0	233.1
48 NORTHAMPTON	61.9	0	0	0	91.5	0	0	153.4
50 PERRY	0	165.3	0	0	0	0	0	165.3
MD MARYLAND	33948.7	907.2	0	0	0	0	0	34855.9
<b>Waste Totals:</b>	<b>100812</b>	<b>6274.1</b>	<b>428.8</b>	<b>0</b>	<b>9826.4</b>	<b>0</b>	<b>0</b>	<b>117341.3</b>

Disposal Facility: 400561, YORK COUNTY RESOURCE RECOVERY CENTER

County/State that Generated Waste	Waste Type: Municipal	Residual	Sewage Sludge	Infectious	Construction	Ash Residue	Asbestos	Total
01 ADAMS	10693.5	969.9	0	0	0	0	0	11663.4
06 BERKS	836.6	2.2	0	0	0	0	0	838.8
21 CUMBERLAND	21820	0	0	0	0	0	0	21820
22 DAUPHIN	15083.9	5.6	0	0	0	0	0	15089.5
35 LACKAWANNA	0	241.1	0	0	0	0	0	241.1
44 MIFFLIN	0	364.7	0	0	0	0	0	364.7
51 PHILADELPHIA	19183.4	0	0	0	0	0	0	19183.4
54 SCHUYLKILL	2.6	0	0	0	0	0	0	2.6
67 YORK	289021.1	8762.4	0	0	0	0	0	297783.5
FL FLORIDA	4.3	0	0	0	0	0	0	4.3
MD MARYLAND	31098.9	0	0	0	0	0	0	31098.9
NJ NEW JERSEY	20463.4	0	0	0	0	0	0	20463.4
VA VIRGINIA	20	0	0	0	0	0	0	20
<b>Waste Totals:</b>	<b>408227.7</b>	<b>10345.9</b>	<b>0</b>	<b>0</b>	<b>0</b>	<b>0</b>	<b>0</b>	<b>418573.6</b>



Please Use  
Recycled Paper

Phone: 717-783-9258

Printed: 2/10/2014

Also visit our Internet WWW Site at: <http://www.dep.state.pa.us>

DISCLAIMER: While care has been taken in the preparation of this report, there is no warranty or guarantee as to the data, calculation or content accuracy. The Commonwealth reserves the right to update or change any data or presentation format without notice or liability.