

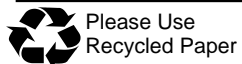
Commonwealth of Pennsylvania
 Department of Environmental Protection
 Bureau of Waste Management
 Division of Reporting and Fee Collection

 Landfill Waste Receipts
 in Tons (2000 lbs.) of Waste

For Year: Quarter:
 2012 / 4

Disposal Facility: 100419, ADVANCED DISPOSAL SERVICES CHESTNUT VALLEY LANDFILL INC

County/State that Generated Waste	Waste Type:	Municipal	Residual	Sewage Sludge	Infectious	Construction	Ash Residue	Asbestos	Total
11 CAMBRIA		13.2	0	0	0	0	0	0	13.2
26 FAYETTE		15879.3	15477.4	1187.6	0	1712.7	17.5	1	34275.5
30 GREENE		2400	4976.1	246.6	0	511.9	0	1.6	8136.2
32 INDIANA		0	1.9	0	0	0	0	0	1.9
56 SOMERSET		97.8	640.1	0	0	17.9	0	0	755.8
63 WASHINGTON		469	1238.6	0	0	26.7	0	0	1734.3
65 WESTMORELAND		1965.9	1261.4	0	0	51.2	0	0	3278.5
MD MARYLAND		0	140.9	0	0	0	0	0	140.9
WV WEST VIRGINIA		14.4	1830.7	0	0	146	0	15	2006.1
Waste Totals:		20839.6	25567.1	1434.2	0	2466.4	17.5	17.6	50342.4



Please Use
Recycled Paper

Phone: 717-783-9258
 Printed: 5/14/2014

Also visit our Internet WWW Site at: <http://www.dep.state.pa.us>

DISCLAIMER: While care has been taken in the preparation of this report, there is no warranty or guarantee as to the data, calculation or content accuracy. The Commonwealth reserves the right to update or change any data or presentation format without notice or liability.

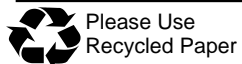
Commonwealth of Pennsylvania
 Department of Environmental Protection
 Bureau of Waste Management
 Division of Reporting and Fee Collection

 Landfill Waste Receipts
 in Tons (2000 lbs.) of Waste

For Year: Quarter:
 2012 / 4

Disposal Facility: 101397, ADVANCED DISPOSAL SERVICES GREENTREE LANDFILL LLC.

County/State that Generated Waste	Waste Type:	Municipal	Residual	Sewage Sludge	Infectious	Construction	Ash Residue	Asbestos	Total
03 ARMSTRONG		0.4	1142	0	0	6.4	0	0	1148.8
06 BERKS		2227.4	0	0	0	147.1	0	0	2374.5
07 BLAIR		208	2494.3	29.9	0	0	0	12	2744.2
09 BUCKS		0	325.6	0	0	5608.1	0	0	5933.7
10 BUTLER		0	21.6	0	0	0	0	0	21.6
11 CAMBRIA		0.4	16	0	0	0	0	0	16.4
12 CAMERON		705.5	360	66.3	0	21.8	0	0	1153.6
14 CENTRE		10143.9	1427	28.2	0	359	271.3	3.3	12232.7
15 CHESTER		0	17.4	0	0	0	0	0	17.4
16 CLARION		9836.4	2259.9	63	0	20.3	87.6	41	12308.2
17 CLEARFIELD		11907.7	4290.9	396.5	0	1631.2	0	25.6	18251.9
18 CLINTON		1.7	108.9	0	0	17.6	0	0	128.2
20 CRAWFORD		25.4	13.7	0	0	0	0	0	39.1
23 DELAWARE		0	2512	0	0	0	0	4.2	2516.2
24 ELK		2561.2	5960.7	662.3	0	655.6	0	16.2	9856
27 FOREST		0	1346.4	0	0	0	0	0	1346.4
30 GREENE		0	0.8	0	0	0	0	0	0.8
31 HUNTINGDON		0	11.6	61.4	0	0	0	0	73
32 INDIANA		444.7	9.9	0	0	7.4	0	0	462
33 JEFFERSON		4286.8	3319.8	262.5	0	859.8	0	85.7	8814.6
41 LYCOMING		0	569.3	0	0	16.5	0	0	585.8
42 MCKEAN		0	242.5	0	0	0	1245.9	420.6	1909
43 MERCER		0	1192.6	0	0	0	0	0	1192.6
45 MONROE		0	5.7	0	0	0	0	0	5.7
46 MONTGOMERY		0	2674.3	0	0	0	0	3.5	2677.8
50 PERRY		24.1	0	0	0	0	0	0	24.1
51 PHILADELPHIA		0	148.1	0	0	0	0	0	148.1
53 POTTER		28.4	443.3	0	0	79.2	0	0	550.9
54 SCHUYLKILL		0	26.3	0	0	0	0	0	26.3
59 TIOGA		0	203.3	0	0	6	0	0	209.3
61 VENANGO		9.2	855	90.3	0	0	0	0	954.5
62 WARREN		7079.8	1077.3	20.6	0	0	0	5.1	8182.8
63 WASHINGTON		0	0	0	0	0	0	0.2	0.2
65 WESTMORELAND		0	429.2	0	0	0	0	0	429.2
CT CONNECTICUT		0	12941.1	0	0	0	0	127.7	13068.8



Commonwealth of Pennsylvania
 Department of Environmental Protection
 Bureau of Waste Management
 Division of Reporting and Fee Collection

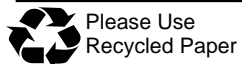
 Landfill Waste Receipts
 in Tons (2000 lbs.) of Waste

For Year: Quarter:
 2012 / 4

DE DELAWARE (ST)	0	56.4	11160.3	0	0	0	0	11216.7
MD MARYLAND	0	0	0	0	934.6	0	0	934.6
NJ NEW JERSEY	43256.9	4808.9	4749.6	0	2023.9	0	138.1	54977.4
NY NEW YORK	5136.4	119.8	1656	0	1048.9	1299.9	72.3	9333.3
OH OHIO	0	1100	0	0	0	0	0	1100
VA VIRGINIA	0	11.4	0	0	0	0	0	11.4
Waste Totals:	97884.3	52543	19246.9	0	13443.4	2904.7	955.5	186977.8

Disposal Facility: 100933, ALLIANCE SANITARY LANDFILL INC

County/State that Generated Waste	Waste Type:	Municipal	Residual	Sewage Sludge	Infectious	Contruction	Ash Residue	Asbestos	Total
08 BRADFORD		4.5	59.3	0	0	0	0	0	63.8
13 CARBON		97.3	0	0	0	0	0	0	97.3
19 COLUMBIA		54.7	0	0	0	0	0	0	54.7
35 LACKAWANNA		12151.9	608	27.9	0	1258.9	0	0	14046.7
40 LUZERNE		18633	778.3	2852.2	0	26	0	0	22289.5
45 MONROE		1695.9	58.6	0	0	0	0	0	1754.5
48 NORTHAMPTON		2.8	1.8	0	0	0	0	0	4.6
52 PIKE		3282.2	0	0	0	0	0	0	3282.2
54 SCHUYLKILL		0	21.2	0	0	0	0	0	21.2
57 SULLIVAN		0	1281.7	0	0	0	0	0	1281.7
58 SUSQUEHANNA		1384.1	2265	0	0	1825.7	0	0	5474.8
64 WAYNE		5657.8	52.9	0	0	1.8	0	0	5712.5
66 WYOMING		1900.9	3025	0	0	9.8	0	0	4935.7
NY NEW YORK		1141.6	217.6	0	0	0	0	0	1359.2
Waste Totals:		46006.7	8369.4	2880.1	0	3122.2	0	0	60378.4



Please Use
Recycled Paper

Phone: 717-783-9258
Printed: 5/14/2014

Also visit our Internet WWW Site at: <http://www.dep.state.pa.us>

DISCLAIMER: While care has been taken in the preparation of this report, there is no warranty or guarantee as to the data, calculation or content accuracy. The Commonwealth reserves the right to update or change any data or presentation format without notice or liability.

Commonwealth of Pennsylvania
 Department of Environmental Protection
 Bureau of Waste Management
 Division of Reporting and Fee Collection

 Landfill Waste Receipts
 in Tons (2000 lbs.) of Waste

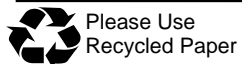
For Year: Quarter:
 2012 / 4

Disposal Facility: 100172, ARDEN LANDFILL INC.

County/State that Generated Waste	Waste Type:	Municipal	Residual	Sewage Sludge	Infectious	Construction	Ash Residue	Asbestos	Total
02 ALLEGHENY		20180.5	1964.6	0	0	1061.3	7412.2	0	30618.6
04 BEAVER		15125.6	462.8	180.3	0	27.9	0	0	15796.6
26 FAYETTE		527	34.9	0	0	24.2	0	0	586.1
30 GREENE		1409.2	2846.1	0	0	875.8	0	0	5131.1
32 INDIANA		0	0	0	0	0	437	0	437
63 WASHINGTON		15899	41964.8	1362.7	140.1	1790.3	0	0	61156.9
65 WESTMORELAND		0	168	0	0	4.7	0	0	172.7
OH OHIO		629	234.3	0	0	0	0	0	863.3
WV WEST VIRGINIA		1340.1	12118.8	0	269.8	827.6	0	0	14556.3
Waste Totals:		55110.4	59794.3	1543	409.9	4611.8	7849.2	0	129318.6

Disposal Facility: 101243, BRADFORD COUNTY SANITARY LANDFILL

County/State that Generated Waste	Waste Type:	Municipal	Residual	Sewage Sludge	Infectious	Construction	Ash Residue	Asbestos	Total
08 BRADFORD		6582.6	3067.9	125.5	0	3242.4	0	35.1	13053.5
41 LYCOMING		0	76.1	0	0	0	0	0	76.1
53 POTTER		0	0	27.5	0	2.2	0	0	29.7
57 SULLIVAN		794.5	17.3	6.3	0	444.3	0	0	1262.4
58 SUSQUEHANNA		135.3	5.8	0	0	2.2	0	0	143.3
59 TIOGA		3929.5	4387.9	265.8	0	206.9	0	0	8790.1
66 WYOMING		790.5	117.2	0	0	292.3	0	0	1200
NY NEW YORK		18	0	0	0	0	0	0	18
Waste Totals:		12250.4	7672.2	425.1	0	4190.3	0	35.1	24573.1



Please Use
Recycled Paper

Phone: 717-783-9258
 Printed: 5/14/2014

Also visit our Internet WWW Site at: <http://www.dep.state.pa.us>

DISCLAIMER: While care has been taken in the preparation of this report, there is no warranty or guarantee as to the data, calculation or content accuracy. The Commonwealth reserves the right to update or change any data or presentation format without notice or liability.

Commonwealth of Pennsylvania
 Department of Environmental Protection
 Bureau of Waste Management
 Division of Reporting and Fee Collection

 Landfill Waste Receipts
 in Tons (2000 lbs.) of Waste

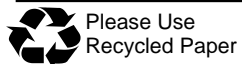
For Year: Quarter:
 2012 / 4

Disposal Facility: 100361, Casella Waste Management

County/State that Generated Waste	Waste Type:	Municipal	Residual	Sewage Sludge	Infectious	Contruccion	Ash Residue	Asbestos	Total
08 BRADFORD		0	110.1	0	0	0	0	0	110.1
12 CAMERON		6.9	27.9	0	0	48.3	0	0	83.1
24 ELK		1859.8	668.8	0	0	510.6	0	0	3039.2
27 FOREST		0	126.2	0	0	0	0	0	126.2
33 JEFFERSON		1431.7	4	0	0	66.5	0	0	1502.2
42 MCKEAN		4584.3	1709.2	756.6	0	1395	0	0	8445.1
53 POTTER		0	12.6	0	0	0	0	0	12.6
59 TIOGA		0	10.3	0	0	0	0	0	10.3
62 WARREN		130.8	25.6	191.2	0	76.7	0	0	424.3
NY NEW YORK		0	1185.9	0	0	37.5	0	0	1223.4
Waste Totals:		8013.5	3880.6	947.8	0	2134.6	0	0	14976.5

Disposal Facility: 100944, CHESTER COUNTY SWA LANCHESTER LANDFILL

County/State that Generated Waste	Waste Type:	Municipal	Residual	Sewage Sludge	Infectious	Contruccion	Ash Residue	Asbestos	Total
06 BERKS		6085.1	32.9	0	0	612.8	0	0	6730.8
09 BUCKS		0	0	0	0	0.9	0	2.9	3.8
15 CHESTER		58076.9	1285.2	493.5	693.9	5952.6	0	6.2	66508.3
22 DAUPHIN		0	0	0	0	0	6658.3	0	6658.3
23 DELAWARE		21.4	0	0	0	5.1	0	7.2	33.7
24 ELK		0	0	0	0	0	0	0	0
36 LANCASTER		69.7	125.6	6.5	0	117.7	0	0	319.5
38 LEBANON		0	16.8	0	0	0	0	0	16.8
39 LEHIGH		0	0	0	0	0	0	0	0
46 MONTGOMERY		905.5	29.9	0	0	152.8	0	2.8	1091
51 PHILADELPHIA		0	0	0	0	0	0	6.7	6.7
NJ NEW JERSEY		0	0	0	0	0	0	0	0
Waste Totals:		65158.6	1490.4	500	693.9	6841.9	6658.3	25.8	81368.9



Please Use
Recycled Paper

Phone: 717-783-9258
 Printed: 5/14/2014

Also visit our Internet WWW Site at: <http://www.dep.state.pa.us>

DISCLAIMER: While care has been taken in the preparation of this report, there is no warranty or guarantee as to the data, calculation or content accuracy. The Commonwealth reserves the right to update or change any data or presentation format without notice or liability.

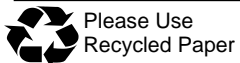
Commonwealth of Pennsylvania
 Department of Environmental Protection
 Bureau of Waste Management
 Division of Reporting and Fee Collection

 Landfill Waste Receipts
 in Tons (2000 lbs.) of Waste

For Year: Quarter:
 2012 / 4

Disposal Facility: 100022, CHRIN BROTHERS SANITARY LANDFILL

County/State that Generated Waste	Waste Type:	Municipal	Residual	Sewage Sludge	Infectious	Construction	Ash Residue	Asbestos	Total
06 BERKS		0	0	0	0	15.5	0	0	15.5
09 BUCKS		566	0	0	0	320	0	0	886
13 CARBON		29.3	0	0	0	41	0	0	70.3
15 CHESTER		0	0	0	0	48.8	0	0	48.8
39 LEHIGH		10315.5	314.4	0	0	2291.9	0	35.7	12957.5
45 MONROE		3440.3	0	0	0	793.7	0	0	4234
46 MONTGOMERY		0	0	0	0	5.2	0	10.5	15.7
48 NORTHAMPTON		13194.1	1424.1	0	0	5427.3	0	26.5	20072
52 PIKE		239	23.8	0	0	132.7	0	0	395.5
NJ NEW JERSEY		5097.2	176.3	0	0	1218.2	0	88.7	6580.4
Waste Totals:		32881.4	1938.6	0	0	10294.3	0	161.4	45275.7



Please Use
Recycled Paper

Phone: 717-783-9258
 Printed: 5/14/2014

Also visit our Internet WWW Site at: <http://www.dep.state.pa.us>

DISCLAIMER: While care has been taken in the preparation of this report, there is no warranty or guarantee as to the data, calculation or content accuracy. The Commonwealth reserves the right to update or change any data or presentation format without notice or liability.

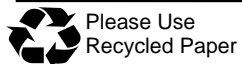
Commonwealth of Pennsylvania
 Department of Environmental Protection
 Bureau of Waste Management
 Division of Reporting and Fee Collection

 Landfill Waste Receipts
 in Tons (2000 lbs.) of Waste

For Year: Quarter:
 2012 / 4

Disposal Facility: 100955, CLINTON COUNTY SWA WAYNE TOWNSHIP LANDFILL

County/State that Generated Waste	Waste Type:	Municipal	Residual	Sewage Sludge	Infectious	Construction	Ash Residue	Asbestos	Total
06 BERKS		0	0	0	0	68.2	0	0	68.2
07 BLAIR		0	0	0	0	68.2	0	2.3	70.5
08 BRADFORD		0.5	0	0	0	13.6	0	0	14.1
09 BUCKS		0	0	0	0	0	0	0.2	0.2
13 CARBON		1338.4	0	0	0	0	0	0	1338.4
14 CENTRE		610.5	204.3	898.2	0	5.7	0	16	1734.7
17 CLEARFIELD		655.4	0	0	0	98.1	0	2.4	755.9
18 CLINTON		6697.1	1841	727.5	0.1	1319.9	0	5.4	10591
19 COLUMBIA		186.9	1621.9	0	0	143.3	0	0	1952.1
21 CUMBERLAND		0	0	0	0	0	0	10.7	10.7
22 DAUPHIN		0	0	0	0	0	0	10.3	10.3
25 ERIE		0	0	0	0	0	0	0.7	0.7
31 HUNTINGDON		773.7	0	0	0	0	0	0	773.7
32 INDIANA		0	0	0	0	0	0	2.4	2.4
33 JEFFERSON		0	0	0	0	0	0	1	1
34 JUNIATA		0	0	0	0	0	0	0.8	0.8
35 LACKAWANNA		0	0	0	0	0	0	0.2	0.2
39 LEHIGH		3033	60.2	0	0	12.5	0	0	3105.7
40 LUZERNE		336.1	0	0	0	371.9	0	3.4	711.4
41 LYCOMING		5412.1	20824.7	151.8	0	1211.1	0	7.8	27607.5
42 MCKEAN		0	0	0	0	0	0	0.2	0.2
47 MONTOUR		0	0	0	0	12.2	0	14.1	26.3
48 NORTHAMPTON		22.7	0	0	0	0	0	0	22.7
49 NORTHUMBERLAND		15.4	0	0	0	353.8	0	0	369.2
54 SCHUYLKILL		386.3	0	0	0	72.1	0	0.2	458.6
55 SNYDER		20.1	0	0	0	59.7	0	0	79.8
57 SULLIVAN		14	0	0	0	5.7	0	0	19.7
59 TIOGA		6	31.4	0	0	0	0	1.8	39.2
60 UNION		0.1	125.3	0	0	200.3	0	18.3	344
67 YORK		0	0	0	0	0	0	17.8	17.8
Waste Totals:		19508.3	24708.8	1777.5	0.1	4016.3	0	116	50127



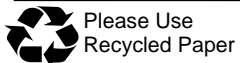
Commonwealth of Pennsylvania
 Department of Environmental Protection
 Bureau of Waste Management
 Division of Reporting and Fee Collection

 Landfill Waste Receipts
 in Tons (2000 lbs.) of Waste

For Year: Quarter:
 2012 / 4

Disposal Facility: 101615, COMMONWEALTH ENVIRONMENTAL SYSTEMS LANDFILL

County/State that Generated Waste	Waste Type:	Municipal	Residual	Sewage Sludge	Infectious	Construction	Ash Residue	Asbestos	Total
06 BERKS		3232.3	159.4	62	0	3	0	0	3456.7
09 BUCKS		0	480.1	0	0	0	0	0	480.1
13 CARBON		4863.7	34.8	0	0	20.4	0	0	4918.9
19 COLUMBIA		5.7	0	0	0	0	0	0	5.7
21 CUMBERLAND		368.3	0	0	0	0	0	0	368.3
22 DAUPHIN		2.1	202.8	8.1	0	1099.7	0	22.3	1335
38 LEBANON		0	846.2	10.2	0	0	0	0	856.4
39 LEHIGH		131.5	0	0	0	0	0	0	131.5
40 LUZERNE		9969	2086.9	1665.1	76.2	896.6	0	0	14693.8
45 MONROE		187.7	0	0	0	0	0	0	187.7
49 NORTHUMBERLAND		1655.4	57.1	0	0	200.9	0	0	1913.4
54 SCHUYLKILL		22229.4	2309.8	467.7	43.1	1555	0	0	26605
55 SNYDER		0.5	0	0	0	0	0	0	0.5
60 UNION		0.3	0	0	0	0	0	0	0.3
NJ NEW JERSEY		1382.6	0	0	0	13600.1	0	0	14982.7
NY NEW YORK		15321.4	0	425.2	0	661.4	0	0	16408
Waste Totals:		59349.9	6177.1	2638.3	119.3	18037.1	0	22.3	86344



Commonwealth of Pennsylvania
 Department of Environmental Protection
 Bureau of Waste Management
 Division of Reporting and Fee Collection

 Landfill Waste Receipts
 in Tons (2000 lbs.) of Waste

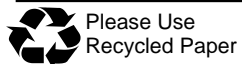
For Year: Quarter:
 2012 / 4

Disposal Facility: 101509, CONNESTOGA LANDFILL

County/State that Generated Waste	Waste Type:	Municipal	Residual	Sewage Sludge	Infectious	Contruccion	Ash Residue	Asbestos	Total
06 BERKS		19096.1	4931.9	200.6	4550.5	221.1	40.5	17.4	29058.1
09 BUCKS		0	171.8	0	7.9	0	0	1.4	181.1
15 CHESTER		0	3321.6	25.4	0	0	10.2	5.3	3362.5
22 DAUPHIN		0	17.9	0	0	0	0	0	17.9
23 DELAWARE		0	1176.4	312.1	0	1.1	171.2	8.8	1669.6
36 LANCASTER		0	513.3	0	0	0	0	0	513.3
39 LEHIGH		1199.1	265.1	0	0	0	0	6.2	1470.4
46 MONTGOMERY		14874.4	242.8	0	63.9	56.6	8.8	6.6	15253.1
48 NORTHAMPTON		0	0	0	306.2	0	0	0	306.2
51 PHILADELPHIA		35857.3	5756.4	0	52.4	3171.9	0	29	44867
DE DELAWARE (ST)		0	79.3	0	0	0	0	0	79.3
MD MARYLAND		21.4	55.1	0	0	0	0	26.2	102.7
NJ NEW JERSEY		46133.7	1787.4	0	0	3041.1	0	56.1	51018.3
NY NEW YORK		2616.9	5469.2	0	0	0	0	0	8086.1
Waste Totals:		119798.9	23788.2	538.1	4980.9	6491.8	230.7	157	155985.6

Disposal Facility: 400593, COVANTA DELAWARE VALLEY

County/State that Generated Waste	Waste Type:	Municipal	Residual	Sewage Sludge	Infectious	Contruccion	Ash Residue	Asbestos	Total
09 BUCKS		32.6	256.3	0	0	0	0	0	288.9
15 CHESTER		0	7.2	0	0	0	0	0	7.2
23 DELAWARE		89124.5	523.7	0	0	0	0	0	89648.2
36 LANCASTER		22	0	0	0	0	0	0	22
39 LEHIGH		0	5.7	0	0	0	0	0	5.7
51 PHILADELPHIA		68664.8	1069.1	0	0	0	0	0	69733.9
CT CONNECTICUT		1206.9	0	0	0	0	0	0	1206.9
DE DELAWARE (ST)		335.8	3388.2	0	0	0	0	0	3724
MD MARYLAND		5145	0	0	0	0	0	0	5145
NC NORTH CAROLINA		0	1.2	0	0	0	0	0	1.2
NJ NEW JERSEY		48857.9	2467.3	0	0	0	0	0	51325.2
NY NEW YORK		77759.1	0	0	0	0	0	0	77759.1
PR PUERTO RICO		0	393.2	0	0	0	0	0	393.2
VA VIRGINIA		1514.7	507.6	0	0	0	0	0	2022.3
Waste Totals:		292663.3	8619.5	0	0	0	0	0	301282.8



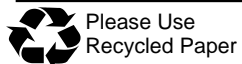
Commonwealth of Pennsylvania
 Department of Environmental Protection
 Bureau of Waste Management
 Division of Reporting and Fee Collection

 Landfill Waste Receipts
 in Tons (2000 lbs.) of Waste

For Year: Quarter:
 2012 / 4

Disposal Facility: 400558, COVANTA PLYMOUTH RENEWABLE ENERGY

County/State that Generated Waste	Waste Type:	Municipal	Residual	Sewage Sludge	Infectious	Construction	Ash Residue	Asbestos	Total
06 BERKS		325.9	0	0	0	0	0	0	325.9
09 BUCKS		9042.4	88.6	0	0	0	0	0	9131
15 CHESTER		0	125.6	0	0	0	0	0	125.6
23 DELAWARE		1283.4	271.6	0	0	0	0	0	1555
39 LEHIGH		802.6	387	0	0	0	0	0	1189.6
46 MONTGOMERY		84887	1471.9	0	0	0	0	0	86358.9
51 PHILADELPHIA		2240	53.8	0	0	0	0	0	2293.8
DE DELAWARE (ST)		8	0	0	0	0	0	0	8
NJ NEW JERSEY		2342	0	0	0	0	0	0	2342
NY NEW YORK		22.2	0	0	0	0	0	0	22.2
Waste Totals:		100953.5	2398.5	0	0	0	0	0	103352



Please Use
Recycled Paper

Phone: 717-783-9258
 Printed: 5/14/2014

Also visit our Internet WWW Site at: <http://www.dep.state.pa.us>

DISCLAIMER: While care has been taken in the preparation of this report, there is no warranty or guarantee as to the data, calculation or content accuracy. The Commonwealth reserves the right to update or change any data or presentation format without notice or liability.

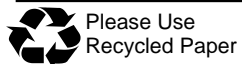
Commonwealth of Pennsylvania
Department of Environmental Protection
Bureau of Waste Management
Division of Reporting and Fee Collection

Landfill Waste Receipts
in Tons (2000 lbs.) of Waste

For Year: Quarter:
2012 / 4

Disposal Facility: 100945, CUMBERLAND COUNTY LANDFILL

County/State that Generated Waste	Waste Type:	Municipal	Residual	Sewage Sludge	Infectious	Contruction	Ash Residue	Asbestos	Total
01 ADAMS		1967.9	80	0	0	97.9	0	0	2145.8
06 BERKS		1243.9	0	0	0	0	0	0	1243.9
09 BUCKS		0	15.7	121.7	0	0	0	0	137.4
11 CAMBRIA		0	0	0	0	59.5	0	0	59.5
15 CHESTER		0	210.3	0	0	2196.2	0	0	2406.5
21 CUMBERLAND		10522.7	4901	915.5	0	8871.7	0	255.8	25466.7
22 DAUPHIN		6822.5	910.4	0	0	325.3	0	138.6	8196.8
28 FRANKLIN		2125.6	15.6	22.1	0	195	0	17.5	2375.8
31 HUNTINGDON		0	221.7	0	0	0	0	0	221.7
34 JUNIATA		20.7	0	0	0	60.5	0	0	81.2
36 LANCASTER		0	0	0	0	0	0	3.3	3.3
38 LEBANON		0	2861.2	0	0	0	0	0	2861.2
39 LEHIGH		6124	20.6	0	0	0	0	0	6144.6
40 LUZERNE		0	8.9	0	0	0	0	0	8.9
46 MONTGOMERY		0	260.3	250.7	0	0	0	0	511
48 NORTHAMPTON		3159	4005.5	0	0	0	0	0	7164.5
49 NORTHUMBERLAND		1278.7	0	0	0	0	0	0	1278.7
50 PERRY		1773.5	0	173.3	0	237.3	0	0	2184.1
51 PHILADELPHIA		621.4	647.2	0	0	0	0	5.1	1273.7
54 SCHUYLKILL		5548.9	0	26.8	0	58.1	0	0	5633.8
66 WYOMING		0	2916.9	0	0	0	0	0	2916.9
67 YORK		0	11049.7	13	0	532.5	0	0	11595.2
CT CONNECTICUT		0	447	0	0	0	0	0	447
DE DELAWARE (ST)		0	594.5	0	0	718.5	0	0	1313
MD MARYLAND		16778.7	3680.7	0	0	398.1	0	45.5	20903
NJ NEW JERSEY		55129.4	1851.1	4541.6	0	0	0	5297	66819.1
NY NEW YORK		4.7	127.6	3.8	0	0	0	118.9	255
WV WEST VIRGINIA		1.1	0	0	0	0	0	4	5.1
Waste Totals:		113122.7	34825.9	6068.5	0	13750.6	0	5885.7	173653.4



Commonwealth of Pennsylvania
 Department of Environmental Protection
 Bureau of Waste Management
 Division of Reporting and Fee Collection

 Landfill Waste Receipts
 in Tons (2000 lbs.) of Waste

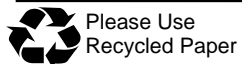
For Year: Quarter:
 2012 / 4

Disposal Facility: 100345, DELAWARE COUNTY SWA ROLLING HILLS LANDFILL

County/State that Generated Waste	Waste Type:	Municipal	Residual	Sewage Sludge	Infectious	Construction	Ash Residue	Asbestos	Total
06 BERKS		16519.8	1933.4	0	0	0	8342.3	7.5	26803
15 CHESTER		1748.6	0	0	0	65	0	0	1813.6
23 DELAWARE		189.9	0	0	0	0	93566.9	0	93756.8
46 MONTGOMERY		3806.3	451.6	0	0	0	26393.9	0	30651.8
NJ NEW JERSEY		0	0	0	0	8926.1	0	0	8926.1
Waste Totals:		22264.6	2385	0	0	8991.1	128303.1	7.5	161951.3

Disposal Facility: 100434, EVERGREEN LANDFILL

County/State that Generated Waste	Waste Type:	Municipal	Residual	Sewage Sludge	Infectious	Construction	Ash Residue	Asbestos	Total
02 ALLEGHENY		0	2069.9	0	0	2.5	0	0	2072.4
03 ARMSTRONG		3525.1	8380.8	54.2	0	719.9	0	0	12680
10 BUTLER		1.1	0	0	0	0	0	0	1.1
11 CAMBRIA		15.3	0	0	0	20.6	0	0	35.9
16 CLARION		5.8	0	0	0	0	0	0	5.8
17 CLEARFIELD		10.1	73.8	0	0	3.9	0	0	87.8
30 GREENE		0	72.9	0	0	0	0	0	72.9
32 INDIANA		9284	5421.7	977.6	0	1387.1	0	0	17070.4
33 JEFFERSON		225.2	182.1	193.3	0	64.1	0	0	664.7
63 WASHINGTON		0	25.2	0	0	0	0	0	25.2
65 WESTMORELAND		5274.9	2963.6	51.2	0	288.4	0	0	8578.1
Waste Totals:		18341.5	19190	1276.3	0	2486.5	0	0	41294.3



Please Use
Recycled Paper

Phone: 717-783-9258
 Printed: 5/14/2014

Also visit our Internet WWW Site at: <http://www.dep.state.pa.us>

DISCLAIMER: While care has been taken in the preparation of this report, there is no warranty or guarantee as to the data, calculation or content accuracy. The Commonwealth reserves the right to update or change any data or presentation format without notice or liability.

Commonwealth of Pennsylvania
Department of Environmental Protection
Bureau of Waste Management
Division of Reporting and Fee Collection

Landfill Waste Receipts
in Tons (2000 lbs.) of Waste

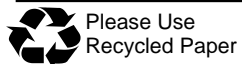
For Year: Quarter:
2012 / 4

Disposal Facility: 101680, G.R.O.W.S. NORTH

County/State that Generated Waste	Waste Type:	Municipal	Residual	Sewage Sludge	Infectious	Construction	Ash Residue	Asbestos	Total
06 BERKS		0	91	0	0	0	0	0	91
09 BUCKS		13205.5	17555.5	858.5	15.4	1484.6	6256	14.9	39390.4
23 DELAWARE		5949.5	73.9	320.7	37.2	191.4	978.3	19.5	7570.5
39 LEHIGH		0	0	0	0	0	0	3.5	3.5
40 LUZERNE		0	0	0	0	1.8	0	0	1.8
46 MONTGOMERY		13085.8	4248	523.8	14.2	161.6	10.6	18.3	18062.3
51 PHILADELPHIA		50078.1	590.8	1008.6	119.7	969.3	0	24	52790.5
CT CONNECTICUT		0	462.2	0	0	0	0	0	462.2
DE DELAWARE (ST)		0	1704.1	0	0	15	0	37.6	1756.7
MD MARYLAND		0	0	0	0	0	0	43.8	43.8
NJ NEW JERSEY		136432.8	33200.4	5225.1	0	30825.2	27346.3	986.5	234016.3
NY NEW YORK		144710.9	4023.2	9133.8	6.3	20283.9	0	63.6	178221.7
VA VIRGINIA		0	0	0	0	2.4	0	0	2.4
Waste Totals:		363462.6	61949.1	17070.5	192.8	53935.2	34591.2	1211.7	532413.1

Disposal Facility: 100265, GRAND CENTRAL SANITARY LANDFILL INC

County/State that Generated Waste	Waste Type:	Municipal	Residual	Sewage Sludge	Infectious	Construction	Ash Residue	Asbestos	Total
06 BERKS		1246.7	13.2	3	0	245.1	0	0	1508
09 BUCKS		0	57.8	0	40.5	14.4	0	0	112.7
13 CARBON		1650.2	19.8	131.9	0	89.6	0	0	1891.5
15 CHESTER		6.9	0	0	0	0	0	0	6.9
35 LACKAWANNA		0	0	0	112.7	5.5	0	0	118.2
39 LEHIGH		24486.6	568.2	79.7	188.3	541.4	0	1.5	25865.7
45 MONROE		14677.4	664.9	524.1	47.2	1954.9	0	14	17882.5
46 MONTGOMERY		0	0	9.4	205.6	32.3	0	0	247.3
48 NORTHAMPTON		10980.6	3885.8	1951.6	266.4	1840	0	315.9	19240.3
49 NORTHUMBERLAND		7.7	0	0	0	0	0	0	7.7
52 PIKE		371.5	0	0	14.2	2.4	0	0	388.1
54 SCHUYLKILL		0	18.1	0	0	0	0	0	18.1
NJ NEW JERSEY		54170	244.8	1594.6	0	123	0	30.1	56162.5
NY NEW YORK		210.4	0	0	171.2	0	20698.4	0	21080
Waste Totals:		107808	5472.6	4294.3	1046.1	4848.6	20698.4	361.5	144529.5



Commonwealth of Pennsylvania
 Department of Environmental Protection
 Bureau of Waste Management
 Division of Reporting and Fee Collection

Landfill Waste Receipts
 in Tons (2000 lbs.) of Waste

For Year: 2012 / Quarter: 4

Disposal Facility: 101544, GREATER LEBANON REFUSE AUTHORITY LANDFILL

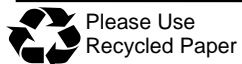
County/State that Generated Waste	Waste Type:	Municipal	Residual	Sewage Sludge	Infectious	Construction	Ash Residue	Asbestos	Total
38 LEBANON		19738.4	767.1	171.1	0	3461.6	0	0	24138.2
Waste Totals:		19738.4	767.1	171.1	0	3461.6	0	0	24138.2

Disposal Facility: 100281, GREENRIDGE RECLAMATION LANDFILL

County/State that Generated Waste	Waste Type:	Municipal	Residual	Sewage Sludge	Infectious	Construction	Ash Residue	Asbestos	Total
02 ALLEGHENY		14038.2	2622	692.3	0	1144.7	0	15.9	18513.1
03 ARMSTRONG		3	57.3	0	0	0	0	0	60.3
10 BUTLER		3.7	0	59.9	0	0	0	0	63.6
26 FAYETTE		729.5	886	148.7	0	378.2	0	54.9	2197.3
30 GREENE		0	1.4	0	0	0	0	0	1.4
32 INDIANA		0	6.6	0	0	0	0	0	6.6
56 SOMERSET		392	0	0	0	31.3	0	0	423.3
62 WARREN		0	0	0	0	1.6	0	0	1.6
63 WASHINGTON		612.5	29	418.6	0	80	0	0	1140.1
65 WESTMORELAND		16069.2	15864.6	2296.8	0	3702.1	0	16.2	37948.9
NJ NEW JERSEY		0	399.8	0	0	0	0	0	399.8
WV WEST VIRGINIA		0	5197.4	0	0	1.3	0	0	5198.7
Waste Totals:		31848.1	25064.1	3616.3	0	5339.2	0	87	65954.7

Disposal Facility: 100992, HARRISBURG M E R&R FACILITY RESIDUE DISPOSAL AREA B

County/State that Generated Waste	Waste Type:	Municipal	Residual	Sewage Sludge	Infectious	Construction	Ash Residue	Asbestos	Total
22 DAUPHIN		0	0	0	0	0	12295.1	0	12295.1
Waste Totals:		0	0	0	0	0	12295.1	0	12295.1



Commonwealth of Pennsylvania
Department of Environmental Protection
Bureau of Waste Management
Division of Reporting and Fee Collection

Landfill Waste Receipts
in Tons (2000 lbs.) of Waste

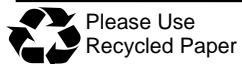
For Year: Quarter:
2012 / 4

Disposal Facility: 100758, HARRISBURG MATERIALS ENERGY RECYCLING & RECOVERY FACILITY

County/State that Generated Waste	Waste Type:	Municipal	Residual	Sewage Sludge	Infectious	Construction	Ash Residue	Asbestos	Total
19 COLUMBIA		54	0	0	0	1.8	0	0	55.8
21 CUMBERLAND		6278.1	253.1	0	0	333.8	0	0	6865
22 DAUPHIN		39151.9	81.1	0	0	735.2	0	0	39968.2
28 FRANKLIN		0	154.2	0	0	0	0	0	154.2
36 LANCASTER		0	0	0	0	0.9	0	0	0.9
38 LEBANON		1.1	0	0	0	0	0	0	1.1
40 LUZERNE		0	67.6	0	0	0	0	0	67.6
41 LYCOMING		0	11.3	0	0	0	0	0	11.3
49 NORTHUMBERLAND		1.4	0	0	0	0	0	0	1.4
50 PERRY		539.5	0	0	0	4.1	0	0	543.6
54 SCHUYLKILL		2086.7	46.8	0	0	0	0	0	2133.5
67 YORK		0	0	0	0	0.4	0	0	0.4
NC NORTH CAROLINA		0	56.3	0	0	0	0	0	56.3
NJ NEW JERSEY		9074.6	0	0	0	0	0	0	9074.6
VA VIRGINIA		0	43.1	0	0	0	0	0	43.1
Waste Totals:		57187.3	713.5	0	0	1076.2	0	0	58977

Disposal Facility: 100020, IESI PA BETHLEHEM LANDFILL CORP.

County/State that Generated Waste	Waste Type:	Municipal	Residual	Sewage Sludge	Infectious	Construction	Ash Residue	Asbestos	Total
06 BERKS		0	0	0	0	4.3	0	0	4.3
09 BUCKS		3136.3	447.8	0	0	405.3	0	0	3989.4
39 LEHIGH		8658.6	803.4	0	0	745.6	0	0.2	10207.8
46 MONTGOMERY		2.9	671.6	0	0	14.4	0	0	688.9
48 NORTHAMPTON		21720.7	376.9	0	0	1477.3	0	0	23574.9
51 PHILADELPHIA		0	0	0	0	2441.1	0	0	2441.1
NJ NEW JERSEY		14334.2	3449.2	0	0	15680.5	0	145.2	33609.1
NY NEW YORK		34488.2	0	0	0	9654.1	0	0	44142.3
Waste Totals:		82340.9	5748.9	0	0	30422.6	0	145.4	118657.8



Please Use
Recycled Paper

Phone: 717-783-9258
Printed: 5/14/2014

Also visit our Internet WWW Site at: <http://www.dep.state.pa.us>

DISCLAIMER: While care has been taken in the preparation of this report, there is no warranty or guarantee as to the data, calculation or content accuracy. The Commonwealth reserves the right to update or change any data or presentation format without notice or liability.

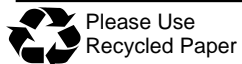
Commonwealth of Pennsylvania
 Department of Environmental Protection
 Bureau of Waste Management
 Division of Reporting and Fee Collection

 Landfill Waste Receipts
 in Tons (2000 lbs.) of Waste

For Year: Quarter:
 2012 / 4

Disposal Facility: 100934, IESI PA BLUE RIDGE LANDFILL CORP

County/State that Generated Waste	Waste Type:	Municipal	Residual	Sewage Sludge	Infectious	Construction	Ash Residue	Asbestos	Total
01 ADAMS		4020.1	163.1	0	0	1289.5	0	0	5472.7
21 CUMBERLAND		4120.1	233.4	285.5	0	430.8	0	0	5069.8
22 DAUPHIN		2.5	0	7.1	0	175.6	0	0	185.2
28 FRANKLIN		15464.2	3832.6	1855.2	0	2906.8	0	0	24058.8
29 FULTON		45.3	0	0	0	10.2	0	0	55.5
48 NORTHAMPTON		0	44.5	0	0	0	0	0	44.5
50 PERRY		43.5	0	0	0	0	0	0	43.5
67 YORK		0	0	0	0	239.3	0	0	239.3
DC DISRICT OF COLUMBIA		5060.4	0	0	0	0	0	0	5060.4
MD MARYLAND		35896.2	380.8	0	0	289.7	0	0	36566.7
NJ NEW JERSEY		856.2	0	0	0	104.6	0	0	960.8
NY NEW YORK		61917.8	0	0	0	0	0	461.3	62379.1
WV WEST VIRGINIA		421.6	0	0	0	161.4	0	0	583
Waste Totals:		127847.9	4654.4	2147.8	0	5607.9	0	461.3	140719.3



Please Use
Recycled Paper

Phone: 717-783-9258
 Printed: 5/14/2014

Also visit our Internet WWW Site at: <http://www.dep.state.pa.us>

DISCLAIMER: While care has been taken in the preparation of this report, there is no warranty or guarantee as to the data, calculation or content accuracy. The Commonwealth reserves the right to update or change any data or presentation format without notice or liability.

Commonwealth of Pennsylvania
 Department of Environmental Protection
 Bureau of Waste Management
 Division of Reporting and Fee Collection

 Landfill Waste Receipts
 in Tons (2000 lbs.) of Waste

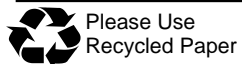
For Year: Quarter:
 2012 / 4

Disposal Facility: 100620, IMPERIAL LANDFILL

County/State that Generated Waste	Waste Type:	Municipal	Residual	Sewage Sludge	Infectious	Construction	Ash Residue	Asbestos	Total
02 ALLEGHENY		65167.4	8946.1	8194.6	0	23481.3	1411.3	1633.4	108834.1
04 BEAVER		1942.3	1992.5	0	0	273	0	44.4	4252.2
10 BUTLER		927.6	0	15.8	0	238.2	0	9.7	1191.3
26 FAYETTE		8	0	0	0	0	0	5.7	13.7
32 INDIANA		0	65.5	0	0	0	0	0	65.5
37 LAWRENCE		2.4	3.3	0	0	14.8	0	19.3	39.8
51 PHILADELPHIA		0	0	0	0	0	0	384.4	384.4
53 POTTER		0	0	0	0	0	0	0.4	0.4
56 SOMERSET		0	0	0	0	0	0	23.5	23.5
63 WASHINGTON		5093	3218.8	77.8	0	1320.5	0	12.2	9722.3
65 WESTMORELAND		0	0	0	0	2.8	0	25.5	28.3
CT CONNECTICUT		0	8.6	0	0	0	0	263	271.6
DC DISRICT OF COLUMBIA		0	0	0	0	0	0	38.8	38.8
MA MASSACHUSETTS		0	0	0	0	0	0	309.7	309.7
MD MARYLAND		0	0	0	0	0	0	347.7	347.7
ME MAINE		0	0	0	0	0	0	18.6	18.6
NJ NEW JERSEY		0	0	0	0	0	0	54.4	54.4
NY NEW YORK		0	275.9	0	0	0	0	159.7	435.6
OH OHIO		637.3	536.6	114.4	0	0	0	128.7	1417
VA VIRGINIA		0	0	0	0	0	0	93.1	93.1
VT VERMONT		0	0	0	0	0	0	10.5	10.5
WV WEST VIRGINIA		3815.2	10.9	93.8	0	29.9	0	94.4	4044.2
Waste Totals:		77593.2	15058.2	8496.4	0	25360.5	1411.3	3677.1	131596.7

Disposal Facility: 101439, JOSEPH J BRUNNER INC LANDFILL

County/State that Generated Waste	Waste Type:	Municipal	Residual	Sewage Sludge	Infectious	Construction	Ash Residue	Asbestos	Total
02 ALLEGHENY		4633	11.9	155.4	0	0	0	0	4800.3
04 BEAVER		5864.3	1968.2	1739.9	0	0	0	10.7	9583.1
10 BUTLER		936.5	14.6	742	0	0	0	0	1693.1
37 LAWRENCE		61.5	0	23.3	0	0	0	0	84.8
Waste Totals:		11495.3	1994.7	2660.6	0	0	0	10.7	16161.3



Commonwealth of Pennsylvania
Department of Environmental Protection
Bureau of Waste Management
Division of Reporting and Fee Collection

Landfill Waste Receipts
in Tons (2000 lbs.) of Waste

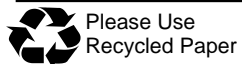
For Year: Quarter:
2012 / 4

Disposal Facility: 100663, KELLY RUN SANITATION INC LANDFILL

County/State that Generated Waste	Waste Type:	Municipal	Residual	Sewage Sludge	Infectious	Construction	Ash Residue	Asbestos	Total
02 ALLEGHENY		9870.5	5793.3	0	0	3704.3	0	0	19368.1
26 FAYETTE		584.8	74.3	258	0	197.8	0	0	1114.9
30 GREENE		100.9	0	0	0	3.8	0	0	104.7
63 WASHINGTON		951.9	391.3	149.5	0	253.9	0	0	1746.6
65 WESTMORELAND		2040.4	11.6	0	0	121.6	0	0	2173.6
Waste Totals:		13548.5	6270.5	407.5	0	4281.4	0	0	24507.9

Disposal Facility: 101247, KEYSTONE SANITARY LANDFILL

County/State that Generated Waste	Waste Type:	Municipal	Residual	Sewage Sludge	Infectious	Construction	Ash Residue	Asbestos	Total
08 BRADFORD		6.4	22800.2	0	0	0	0	0	22806.6
13 CARBON		64.7	0	0	0	0	0	0	64.7
17 CLEARFIELD		0	250.4	0	0	0	0	0	250.4
19 COLUMBIA		0	30.7	0	0	0	0	0	30.7
35 LACKAWANNA		36302.6	2027.2	4475.8	0	1872.7	0	32.4	44710.7
39 LEHIGH		669.4	0	0	0	3.3	0	0	672.7
40 LUZERNE		27008.2	1764.8	5429.3	0	1151.9	0	0	35354.2
41 LYCOMING		0	4997	0	0	0	0	0	4997
45 MONROE		8439.8	217.9	471.3	0	232.4	0	0	9361.4
48 NORTHAMPTON		57.9	0	213.3	0	0	0	0	271.2
52 PIKE		765.9	54	12.7	0	298.4	0	0	1131
54 SCHUYLKILL		72.2	0	0	0	0	0	0	72.2
58 SUSQUEHANNA		3439.7	30805.2	92.3	0	757.3	0	0	35094.5
64 WAYNE		2149.8	0	161.3	0	983.1	0	0	3294.2
66 WYOMING		1064	191.6	92.3	0	79.8	0	0	1427.7
CT CONNECTICUT		2458.4	0	0	0	0	0	0	2458.4
NJ NEW JERSEY		21542.4	9175.9	0	0	850.4	0	0	31568.7
NY NEW YORK		116419.4	271.2	0	0	231	0	0	116921.6
Waste Totals:		220460.8	72586.1	10948.3	0	6460.3	0	32.4	310487.9



Commonwealth of Pennsylvania
 Department of Environmental Protection
 Bureau of Waste Management
 Division of Reporting and Fee Collection

 Landfill Waste Receipts
 in Tons (2000 lbs.) of Waste

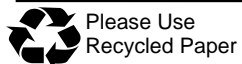
For Year: Quarter:
 2012 / 4

Disposal Facility: 100329, LAKE VIEW LANDFILL

County/State that Generated Waste	Waste Type:	Municipal	Residual	Sewage Sludge	Infectious	Construction	Ash Residue	Asbestos	Total
02 ALLEGHENY		0	85	0	0	0	0	0	85
20 CRAWFORD		2848.2	1118	771.3	0	109.2	0	0.2	4846.9
25 ERIE		35350.6	11137.2	2944.9	0	8390.7	629.4	100.8	58553.6
30 GREENE		0	28.1	0	0	0	0	0	28.1
43 MERCER		1266.5	0.8	0	0	2.7	0	0	1270
59 TIOGA		0	3.1	0	0	0	0	0	3.1
62 WARREN		0	63	249.4	0	0	0	0	312.4
OH OHIO		0	0.8	0	0	3.2	0	0	4
Waste Totals:		39465.3	12436	3965.6	0	8505.8	629.4	101	65103.1

Disposal Facility: 101534, LAUREL HIGHLANDS LANDFILL INC

County/State that Generated Waste	Waste Type:	Municipal	Residual	Sewage Sludge	Infectious	Construction	Ash Residue	Asbestos	Total
05 BEDFORD		40.5	0	0	0	0	0	0	40.5
07 BLAIR		5702.9	1624.1	2639.8	0	1200.8	0	0	11167.6
11 CAMBRIA		7925.8	18166.8	1278.4	0	1037.8	26	0	28434.8
17 CLEARFIELD		397.7	0	23.9	0	444.5	0	0	866.1
31 HUNTINGDON		0	166.5	0	41.8	0	0	0	208.3
32 INDIANA		259.2	72.2	0	0	108.6	0	0	440
33 JEFFERSON		69.7	0	0	0	7.9	0	0	77.6
44 MIFFLIN		10619.4	0	154.4	0	0	0	0	10773.8
56 SOMERSET		7.6	0	0	0	1	0	0	8.6
65 WESTMORELAND		182.4	190.6	0	0	8.4	0	0	381.4
Waste Totals:		25205.2	20220.2	4096.5	41.8	2809	26	0	52398.7



Please Use
Recycled Paper

Phone: 717-783-9258
 Printed: 5/14/2014

Also visit our Internet WWW Site at: <http://www.dep.state.pa.us>

DISCLAIMER: While care has been taken in the preparation of this report, there is no warranty or guarantee as to the data, calculation or content accuracy. The Commonwealth reserves the right to update or change any data or presentation format without notice or liability.

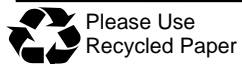
Commonwealth of Pennsylvania
 Department of Environmental Protection
 Bureau of Waste Management
 Division of Reporting and Fee Collection

 Landfill Waste Receipts
 in Tons (2000 lbs.) of Waste

For Year: Quarter:
 2012 / 4

Disposal Facility: 101389, LCSWMA FREY FARM LANDFILL

County/State that Generated Waste	Waste Type:	Municipal	Residual	Sewage Sludge	Infectious	Construction	Ash Residue	Asbestos	Total
21 CUMBERLAND		0	43.3	0	0	0	0	0	43.3
22 DAUPHIN		0	8.5	0	0	362.2	7252.1	0	7622.8
36 LANCASTER		6768.3	13242.3	604.9	156.3	16062.5	24103.8	93.7	61031.8
38 LEBANON		0	214.6	0	0	0	0	0	214.6
50 PERRY		0	4.4	0	0	0	0	0	4.4
67 YORK		0	980.6	0	0	0	0	0	980.6
DE DELAWARE (ST)		0	26.9	0	0	0	0	0	26.9
Waste Totals:		6768.3	14520.6	604.9	156.3	16424.7	31355.9	93.7	69924.4



Please Use
Recycled Paper

Phone: 717-783-9258
 Printed: 5/14/2014

Also visit our Internet WWW Site at: <http://www.dep.state.pa.us>

DISCLAIMER: While care has been taken in the preparation of this report, there is no warranty or guarantee as to the data, calculation or content accuracy. The Commonwealth reserves the right to update or change any data or presentation format without notice or liability.

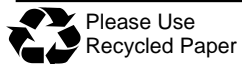
Commonwealth of Pennsylvania
 Department of Environmental Protection
 Bureau of Waste Management
 Division of Reporting and Fee Collection

 Landfill Waste Receipts
 in Tons (2000 lbs.) of Waste

For Year: Quarter:
 2012 / 4

Disposal Facility: 400592, LCSWMA RESOURCE RECOVERY FACILITY

County/State that Generated Waste	Waste Type:	Municipal	Residual	Sewage Sludge	Infectious	Contruction	Ash Residue	Asbestos	Total
06 BERKS		0	211.7	0	0	0	0	0	211.7
07 BLAIR		0	16.9	0	0	0	0	0	16.9
09 BUCKS		0	486.4	0	0	0	0	0	486.4
11 CAMBRIA		0	18.6	0	0	0	0	0	18.6
13 CARBON		0	34	0	0	0	0	0	34
14 CENTRE		0	10.8	0	0	0	0	0	10.8
15 CHESTER		0	123.8	0	0	0	0	0	123.8
22 DAUPHIN		12028.9	1303	0	0	0	0	0	13331.9
23 DELAWARE		0	18.4	0	0	0	0	0	18.4
36 LANCASTER		70837.6	6876.2	550.3	0	59.5	0	0	78323.6
38 LEBANON		0	426.4	0	0	0	0	0	426.4
39 LEHIGH		0	438	0	0	0	0	0	438
40 LUZERNE		0	1.6	0	0	0	0	0	1.6
45 MONROE		0	458.8	0	0	0	0	0	458.8
46 MONTGOMERY		0	174.5	0	0	0	0	0	174.5
47 MONTOUR		0	7.7	0	0	0	0	0	7.7
48 NORTHAMPTON		0	27.4	0	0	0	0	0	27.4
49 NORTHUMBERLAND		0	99.2	0	0	0	0	0	99.2
51 PHILADELPHIA		0	36.1	0	0	0	0	0	36.1
54 SCHUYLKILL		1064.1	93.5	0	0	0	0	0	1157.6
65 WESTMORELAND		0	3.9	0	0	0	0	0	3.9
66 WYOMING		0	916.8	0	0	0	0	0	916.8
67 YORK		0	25	0	0	0	0	0	25
CT CONNECTICUT		0	11.8	0	0	0	0	0	11.8
DE DELAWARE (ST)		0	114.5	0	0	0	0	0	114.5
FL FLORIDA		0	33.3	0	0	0	0	0	33.3
IL ILLINOIS		0	83.6	0	0	0	0	0	83.6
LA LOUISIANA		0	41.3	0	0	0	0	0	41.3
MD MARYLAND		0	769.4	0	0	0	0	0	769.4
MO MISSOURI		0	19.2	0	0	0	0	0	19.2
MS MISSISSIPPI		0	381.1	0	0	0	0	0	381.1
NC NORTH CAROLINA		0	158.7	0	0	0	0	0	158.7
NJ NEW JERSEY		8075.9	991.5	0	0	0	0	0	9067.4
NY NEW YORK		0	117.8	0	0	0	0	0	117.8
PR PUERTO RICO		0	70	0	0	0	0	0	70



Commonwealth of Pennsylvania
 Department of Environmental Protection
 Bureau of Waste Management
 Division of Reporting and Fee Collection

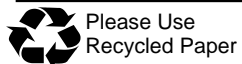
Landfill Waste Receipts
 in Tons (2000 lbs.) of Waste

For Year: 2012 / Quarter: 4

VA VIRGINIA	0	160.1	0	0	0	0	0	0	160.1
Waste Totals:	92006.5	14761	550.3	0	59.5	0	0	0	107377.3

Disposal Facility: 100963, LYCOMING COUNTY RESOURCE MANAGEMENT SERVICES LANDFILL

County/State that Generated Waste	Waste Type:	Municipal	Residual	Sewage Sludge	Infectious	Construction	Ash Residue	Asbestos	Total
08 BRADFORD		0	63.5	0	0	0	0	0	63.5
18 CLINTON		0	29	0	0	0	0	0	29
19 COLUMBIA		13606.7	5106	1726	0	1324.6	0	44.8	21808.1
34 JUNIATA		0	65.7	0	0	1.9	0	0	67.6
35 LACKAWANNA		0	0	0	0	0	0	8	8
36 LANCASTER		0	0.1	0	0	0	0	0	0.1
38 LEBANON		0	0	0	0	0	0	6	6
40 LUZERNE		12.5	46.6	0	0	0	0	7.1	66.2
41 LYCOMING		14266.1	5622	2123.8	74.5	603.9	875.2	6.5	23572
44 MIFFLIN		3.4	0	0	0	8.6	0	0	12
45 MONROE		10.6	49.3	0	0	0	0	19.6	79.5
46 MONTGOMERY		0	0	0	0	0	0	3.8	3.8
47 MONTOUR		2144.8	605.6	0	218.6	201.3	0	15	3185.3
49 NORTHUMBERLAND		8050.8	5628.3	3130	0	414.4	0	530.3	17753.8
50 PERRY		0	60.2	0	0	0	0	0	60.2
54 SCHUYLKILL		0	1.2	15.2	0	0	0	5.8	22.2
55 SNYDER		3869.3	964.6	300.3	0	344.4	10.3	15.8	5504.7
57 SULLIVAN		27.9	0	0	0	7.3	0	0	35.2
59 TIOGA		10.5	0	0	0	0	0	0	10.5
60 UNION		5749.4	1603.6	926.9	0	434.5	0	16.6	8731
66 WYOMING		0	4	0	0	0	0	0	4
NJ NEW JERSEY		0	0	0	0	0	0	80.6	80.6
Waste Totals:		47752	19849.7	8222.2	293.1	3340.9	885.5	759.9	81103.3



Please Use
Recycled Paper

Phone: 717-783-9258
 Printed: 5/14/2014

Also visit our Internet WWW Site at: <http://www.dep.state.pa.us>

DISCLAIMER: While care has been taken in the preparation of this report, there is no warranty or guarantee as to the data, calculation or content accuracy. The Commonwealth reserves the right to update or change any data or presentation format without notice or liability.

Commonwealth of Pennsylvania
 Department of Environmental Protection
 Bureau of Waste Management
 Division of Reporting and Fee Collection

 Landfill Waste Receipts
 in Tons (2000 lbs.) of Waste

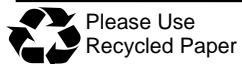
For Year: Quarter:
 2012 / 4

Disposal Facility: 100113, MODERN LANDFILL

County/State that Generated Waste	Waste Type:	Municipal	Residual	Sewage Sludge	Infectious	Construction	Ash Residue	Asbestos	Total
01 ADAMS		675.7	310.2	98.5	0	189	0	0	1273.4
06 BERKS		40.6	284.1	0	0	0	0	0.4	325.1
15 CHESTER		0	2504.1	0	0	0	0	0	2504.1
21 CUMBERLAND		8696.8	223.2	0	27.5	41.1	0	0	8988.6
22 DAUPHIN		0	1322.4	293.8	360.3	4664.9	0	2.2	6643.6
36 LANCASTER		0	13046.9	0	0	0	0	1.7	13048.6
38 LEBANON		0	2610.1	0	0	0	0	2.2	2612.3
39 LEHIGH		0	46.4	0	0	0	0	0	46.4
40 LUZERNE		0	82.6	0	0	0	0	0	82.6
46 MONTGOMERY		0	2.6	0	0	5130.4	0	34.8	5167.8
50 PERRY		0	68.2	0	0	0	0	0	68.2
51 PHILADELPHIA		68593.9	0	0	0	0	0	24.7	68618.6
54 SCHUYLKILL		0	105.8	0	0	0	0	0	105.8
67 YORK		64.3	63240.4	706.3	0	8175.9	0	55.4	72242.3
CT CONNECTICUT		0	1033.6	0	0	0	0	637.6	1671.2
DE DELAWARE (ST)		0	1510.9	0	0	0	0	10.9	1521.8
MD MARYLAND		28.2	7154.3	236.1	5848.7	18.8	0	6535.3	19821.4
NJ NEW JERSEY		5781.1	162.6	0	0	47.5	25.8	0	6017
VA VIRGINIA		0	114.1	0	0	0	0	17.9	132
WV WEST VIRGINIA		0	24.8	0	0	0	0	0	24.8
Waste Totals:		83880.6	93847.3	1334.7	6236.5	18267.6	25.8	7323.1	210915.6

Disposal Facility: 100594, MONROEVILLE LANDFILL

County/State that Generated Waste	Waste Type:	Municipal	Residual	Sewage Sludge	Infectious	Construction	Ash Residue	Asbestos	Total
02 ALLEGHENY		59982.3	26928.2	969.3	1242.8	6247.6	712.6	0	96082.8
03 ARMSTRONG		243.5	419.7	0	0	22.3	0	0	685.5
10 BUTLER		168.2	27.1	0	0	5.8	0	0	201.1
65 WESTMORELAND		923.2	124	15	15.3	596.4	0	0	1673.9
Waste Totals:		61317.2	27499	984.3	1258.1	6872.1	712.6	0	98643.3



Please Use
Recycled Paper

Phone: 717-783-9258
 Printed: 5/14/2014

Also visit our Internet WWW Site at: <http://www.dep.state.pa.us>

DISCLAIMER: While care has been taken in the preparation of this report, there is no warranty or guarantee as to the data, calculation or content accuracy. The Commonwealth reserves the right to update or change any data or presentation format without notice or liability.

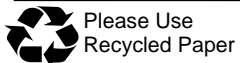
Commonwealth of Pennsylvania
 Department of Environmental Protection
 Bureau of Waste Management
 Division of Reporting and Fee Collection

 Landfill Waste Receipts
 in Tons (2000 lbs.) of Waste

For Year: Quarter:
 2012 / 4

Disposal Facility: 101571, MOSTOLLER LANDFILL INC

County/State that Generated Waste	Waste Type:	Municipal	Residual	Sewage Sludge	Infectious	Construction	Ash Residue	Asbestos	Total
02 ALLEGHENY		0	0	0	0	13.2	0	0	13.2
05 BEDFORD		39.9	170.5	124.4	0	62.3	0	0	397.1
07 BLAIR		19016	69.5	276.1	0	0	0	0	19361.6
11 CAMBRIA		4345.8	325.2	30.4	0	1170.3	0	0	5871.7
22 DAUPHIN		0	0	91.1	0	0	0	0	91.1
26 FAYETTE		0	360	0	0	0	0	0	360
31 HUNTINGDON		24.9	73.9	0	0	0	0	0	98.8
32 INDIANA		0	0	0	0	235.1	0	0	235.1
42 MCKEAN		8.5	0	0	0	0	0	0	8.5
54 SCHUYLKILL		7	0	0	0	0	0	0	7
56 SOMERSET		5500.2	95.8	745.4	0	1037.3	0	0	7378.7
58 SUSQUEHANNA		0	114.6	0	0	0	0	0	114.6
59 TIOGA		0	2266.5	0	0	0	0	0	2266.5
63 WASHINGTON		0	0	0	0	84.5	0	0	84.5
65 WESTMORELAND		3890.4	0	0	0	30.8	0	0	3921.2
MD MARYLAND		10750.5	0	0	0	236.2	0	9	10995.7
WV WEST VIRGINIA		383.6	0	0	0	0	0	0	383.6
Waste Totals:		43966.8	3476	1267.4	0	2869.7	0	9	51588.9



Please Use
Recycled Paper

Phone: 717-783-9258
 Printed: 5/14/2014

Also visit our Internet WWW Site at: <http://www.dep.state.pa.us>

DISCLAIMER: While care has been taken in the preparation of this report, there is no warranty or guarantee as to the data, calculation or content accuracy. The Commonwealth reserves the right to update or change any data or presentation format without notice or liability.

Commonwealth of Pennsylvania
Department of Environmental Protection
Bureau of Waste Management
Division of Reporting and Fee Collection

Landfill Waste Receipts
in Tons (2000 lbs.) of Waste

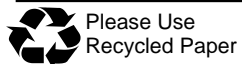
For Year: Quarter:
2012 / 4

Disposal Facility: 101100, MOUNTAIN VIEW RECLAMATION LANDFILL

County/State that Generated Waste	Waste Type:	Municipal	Residual	Sewage Sludge	Infectious	Construction	Ash Residue	Asbestos	Total
01 ADAMS		3809.3	1140.6	0	0	327	0	1.3	5278.2
21 CUMBERLAND		4255.6	241.2	3.1	0	977.8	0	0	5477.7
22 DAUPHIN		19	1035.2	242.2	0	1633.1	0	0	2929.5
28 FRANKLIN		5525.9	1492.8	250.9	0	908.3	0	0	8177.9
29 FULTON		97.9	393.7	0	0	17.7	0	0	509.3
31 HUNTINGDON		0	1.1	0	0	0	0	0	1.1
49 NORTHUMBERLAND		3145.1	0	0	0	0	0	0	3145.1
50 PERRY		441.5	0	0	0	0	0	0	441.5
67 YORK		0	0	230.2	0	268.2	0	59.4	557.8
MD MARYLAND		34285.5	447.8	225.4	0	701.6	0	0	35660.3
VA VIRGINIA		0	0	0	0	21.6	0	0	21.6
WV WEST VIRGINIA		8009.2	75.1	0	0	256.3	0	25.5	8366.1
Waste Totals:		59589	4827.5	951.8	0	5111.6	0	86.2	70566.1

Disposal Facility: 100585, NORTHWEST SANITARY LANDFILL

County/State that Generated Waste	Waste Type:	Municipal	Residual	Sewage Sludge	Infectious	Construction	Ash Residue	Asbestos	Total
02 ALLEGHENY		799.8	45.5	0	0	36.5	0	0	881.8
03 ARMSTRONG		1678.5	47.6	0	0	53.3	0	1.5	1780.9
04 BEAVER		40.1	0	14.3	0	0	0	0	54.4
10 BUTLER		6873.6	10275.4	1825.4	0	830.2	0	15.9	19820.5
14 CENTRE		0	0.1	0	0	0	0	0	0.1
16 CLARION		277.3	396.3	32	0	58.1	0	0	763.7
17 CLEARFIELD		0	39.4	0	0	0	0	0	39.4
20 CRAWFORD		136.8	119.3	0	0	15.1	0	0	271.2
25 ERIE		0	42.1	0	0	0	0	0	42.1
27 FOREST		0	1686.9	0	0	0	0	0	1686.9
32 INDIANA		0	10.2	0	0	0	0	0	10.2
33 JEFFERSON		0	8.2	0	0	0	0	0	8.2
37 LAWRENCE		3538.3	981.5	0	0	16	0	0	4535.8
42 MCKEAN		0	696.5	0	0	0	0	0	696.5
43 MERCER		4887.8	26.9	15.1	0	46.2	0	0	4976
61 VENANGO		842.7	569.9	0	0	168.2	0	0	1580.8
Waste Totals:		19074.9	14945.8	1886.8	0	1223.6	0	17.4	37148.5



Commonwealth of Pennsylvania
 Department of Environmental Protection
 Bureau of Waste Management
 Division of Reporting and Fee Collection

 Landfill Waste Receipts
 in Tons (2000 lbs.) of Waste

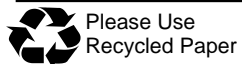
For Year: Quarter:
 2012 / 4

Disposal Facility: 100346, PIONEER CROSSING LANDFILL

County/State that Generated Waste	Waste Type:	Municipal	Residual	Sewage Sludge	Infectious	Construction	Ash Residue	Asbestos	Total
06 BERKS		9497.7	4110.6	3653.6	0	776.8	0	0	18038.7
09 BUCKS		1378.1	22.8	80.1	101.1	30.5	0	0	1612.6
15 CHESTER		414	108.3	0	0	72.1	0	0	594.4
21 CUMBERLAND		0	0	0	0	0.5	0	0	0.5
23 DELAWARE		16.3	0	0	0	106.3	0	22.3	144.9
36 LANCASTER		186.5	0	0	0	0	0	0	186.5
38 LEBANON		0	342.7	0	0	0	0	0	342.7
39 LEHIGH		10691.9	863.8	0	76.5	48.7	0	0	11680.9
46 MONTGOMERY		26272.2	2829.1	1057.3	0.4	221.6	286.7	0	30667.3
48 NORTHAMPTON		6.2	201	0	0	0	0	0	207.2
51 PHILADELPHIA		180.4	212.8	0	618.8	14.3	0	14.7	1041
NJ NEW JERSEY		0	38.2	857.9	0	0	0	0	896.1
NY NEW YORK		0	170.4	0	985.8	0	0	0	1156.2
Waste Totals:		48643.3	8899.7	5648.9	1782.6	1270.8	286.7	37	66569

Disposal Facility: 101069, S.E.C.C.R.A. LANDFILL

County/State that Generated Waste	Waste Type:	Municipal	Residual	Sewage Sludge	Infectious	Construction	Ash Residue	Asbestos	Total
15 CHESTER		19173.5	299.7	339.3	0	5344.8	0	0	25157.3
Waste Totals:		19173.5	299.7	339.3	0	5344.8	0	0	25157.3



Commonwealth of Pennsylvania
Department of Environmental Protection
Bureau of Waste Management
Division of Reporting and Fee Collection

Landfill Waste Receipts
in Tons (2000 lbs.) of Waste

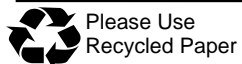
For Year: Quarter:
2012 / 4

Disposal Facility: 101538, SANDY RUN LANDFILL INC.

County/State that Generated Waste	Waste Type:	Municipal	Residual	Sewage Sludge	Infectious	Contruccion	Ash Residue	Asbestos	Total
05 BEDFORD		6637.7	361.7	59.8	0	112.1	0	0	7171.3
07 BLAIR		1234.6	347.2	0	0	75.7	0	0	1657.5
11 CAMBRIA		0	7.5	0	0	79.1	0	0	86.6
15 CHESTER		26.7	0	0	0	96.7	0	0	123.4
21 CUMBERLAND		0	0	0	0	1088.4	0	0	1088.4
29 FULTON		700.1	0	0	0	187.6	0	0	887.7
31 HUNTINGDON		6494	0	0	0	102.6	0	0	6596.6
39 LEHIGH		58.5	0	0	0	0	0	0	58.5
63 WASHINGTON		0	9.9	0	0	0	0	0	9.9
MD MARYLAND		5216.7	1882.6	0	0	0	0	0	7099.3
Waste Totals:		20368.3	2608.9	59.8	0	1742.2	0	0	24779.2

Disposal Facility: 100403, SENECA LANDFILL INC

County/State that Generated Waste	Waste Type:	Municipal	Residual	Sewage Sludge	Infectious	Contruccion	Ash Residue	Asbestos	Total
02 ALLEGHENY		15609.5	11271	1214.7	0	1695.4	0	0	29790.6
03 ARMSTRONG		637.5	136.5	162.6	0	129	0	0	1065.6
04 BEAVER		10061.3	1886.4	0	0	84.5	0	0	12032.2
10 BUTLER		20222.1	17022.9	1239.8	0	1965.1	0	0	40449.9
11 CAMBRIA		0	0	0	0	0	0	0	0
16 CLARION		0	0	7.1	0	23.4	0	0	30.5
20 CRAWFORD		0	112.4	89.9	0	0	0	0	202.3
25 ERIE		0	0	30.1	0	0	0	0	30.1
27 FOREST		0	0	107.3	0	0	0	0	107.3
32 INDIANA		0	297.6	0	0	0	0	0	297.6
33 JEFFERSON		0	0	0	0	0	0	0	0
37 LAWRENCE		205.7	594.2	0	0	200.4	0	0	1000.3
43 MERCER		30254.7	1612.5	121	0	8266.8	0	0	40255
61 VENANGO		61.8	430.9	268.2	0	39	0	0	799.9
63 WASHINGTON		8	0	294.5	0	0	0	0	302.5
65 WESTMORELAND		417.5	84	957.6	0	18.8	0	0	1477.9
OH OHIO		62.1	0	0	0	0	0	0	62.1
Waste Totals:		77540.2	33448.4	4492.8	0	12422.4	0	0	127903.8



Commonwealth of Pennsylvania
 Department of Environmental Protection
 Bureau of Waste Management
 Division of Reporting and Fee Collection

 Landfill Waste Receipts
 in Tons (2000 lbs.) of Waste

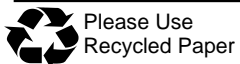
For Year: Quarter:
 2012 / 4

Disposal Facility: 101421, SHADE LANDFILL

County/State that Generated Waste	Waste Type:	Municipal	Residual	Sewage Sludge	Infectious	Construction	Ash Residue	Asbestos	Total
05 BEDFORD		827.1	49	0	0	59.9	0	0	936
07 BLAIR		0	652.2	0	0	0	0	0	652.2
11 CAMBRIA		23.8	0	0	0	45.2	0	0	69
14 CENTRE		11086.6	5.3	0	0	0	0	0	11091.9
26 FAYETTE		0	5.5	0	0	0	0	0	5.5
30 GREENE		0	62.3	0	0	0	0	0	62.3
56 SOMERSET		664.1	82	0	0	283.7	0	0	1029.8
63 WASHINGTON		0	40.8	0	0	0	0	0	40.8
65 WESTMORELAND		0	11.9	0	0	0	0	0	11.9
CT CONNECTICUT		27.8	0	0	0	0	0	0	27.8
Waste Totals:		12629.4	909	0	0	388.8	0	0	13927.2

Disposal Facility: 100592, SOUTH HILLS LANDFILL INC

County/State that Generated Waste	Waste Type:	Municipal	Residual	Sewage Sludge	Infectious	Construction	Ash Residue	Asbestos	Total
02 ALLEGHENY		10603.9	11676.8	568.3	0	4984.6	0	0	27833.6
04 BEAVER		0	0.4	0	0	0	0	0	0.4
26 FAYETTE		12.1	191.5	0	0	34.7	0	0	238.3
63 WASHINGTON		1904	1964.7	0	0	473.9	0	0	4342.6
65 WESTMORELAND		21	2485.5	0	0	22.7	0	0	2529.2
WV WEST VIRGINIA		0	24.5	0	0	30.4	0	0	54.9
Waste Totals:		12541	16343.4	568.3	0	5546.3	0	0	34999



Please Use
Recycled Paper

Phone: 717-783-9258
 Printed: 5/14/2014

Also visit our Internet WWW Site at: <http://www.dep.state.pa.us>

DISCLAIMER: While care has been taken in the preparation of this report, there is no warranty or guarantee as to the data, calculation or content accuracy. The Commonwealth reserves the right to update or change any data or presentation format without notice or liability.

Commonwealth of Pennsylvania
 Department of Environmental Protection
 Bureau of Waste Management
 Division of Reporting and Fee Collection

 Landfill Waste Receipts
 in Tons (2000 lbs.) of Waste

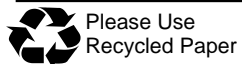
For Year: Quarter:
 2012 / 4

Disposal Facility: 100081, SOUTHERN ALLEGHENIES LANDFILL INC

County/State that Generated Waste	Waste Type:	Municipal	Residual	Sewage Sludge	Infectious	Construction	Ash Residue	Asbestos	Total
05 BEDFORD		213	78.1	0	0	7	0	12.4	310.5
07 BLAIR		1.9	7.9	0	0	0	0	7.8	17.6
11 CAMBRIA		8743.6	1214.1	0	0	1542.8	0	12.6	11513.1
32 INDIANA		0	0	0	0	3	0	0	3
56 SOMERSET		4562.1	714.4	100.7	0	429.6	0	0	5806.8
65 WESTMORELAND		18.5	3.1	0	0	5	0	0	26.6
MD MARYLAND		0	0	0	0	0	0	18.6	18.6
NY NEW YORK		0	0	0	0	0	0	169.4	169.4
WV WEST VIRGINIA		2.3	0	0	0	0	0	0	2.3
Waste Totals:		13541.4	2017.6	100.7	0	1987.4	0	220.8	17867.9

Disposal Facility: 100277, TERVITA SANITARY LANDFILL

County/State that Generated Waste	Waste Type:	Municipal	Residual	Sewage Sludge	Infectious	Construction	Ash Residue	Asbestos	Total
02 ALLEGHENY		11076.1	71.8	1938.8	0	3365.8	0	4.5	16457
26 FAYETTE		2155.4	920.4	78	0	945	0	0	4098.8
30 GREENE		852.1	26218	0	0	346.6	0	0	27416.7
32 INDIANA		0	11.1	0	0	0	0	0	11.1
63 WASHINGTON		8235.6	8731	322.2	0	2376.2	0	0	19665
65 WESTMORELAND		5009	1308.4	431.1	0	2619.7	0	11.4	9379.6
OH OHIO		0	25.2	0	0	0	0	0	25.2
WV WEST VIRGINIA		74	3387.2	0	0	162.2	0	0	3623.4
Waste Totals:		27402.2	40673.1	2770.1	0	9815.5	0	15.9	80676.8



Please Use
Recycled Paper

Phone: 717-783-9258
 Printed: 5/14/2014

Also visit our Internet WWW Site at: <http://www.dep.state.pa.us>

DISCLAIMER: While care has been taken in the preparation of this report, there is no warranty or guarantee as to the data, calculation or content accuracy. The Commonwealth reserves the right to update or change any data or presentation format without notice or liability.

Commonwealth of Pennsylvania
 Department of Environmental Protection
 Bureau of Waste Management
 Division of Reporting and Fee Collection

 Landfill Waste Receipts
 in Tons (2000 lbs.) of Waste

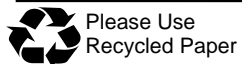
For Year: Quarter:
 2012 / 4

Disposal Facility: 101494, TULLYTOWN RESOURCE RECOVERY FACILITY

County/State that Generated Waste	Waste Type:	Municipal	Residual	Sewage Sludge	Infectious	Construction	Ash Residue	Asbestos	Total
09 BUCKS		2454.9	16188.6	1757.3	153.3	564.9	32014.7	0	53133.7
15 CHESTER		0	28.5	13.4	0	0	0	0	41.9
23 DELAWARE		1074	17.9	357.7	447.1	0	0	0	1896.7
39 LEHIGH		8.9	0	0	0	0	0	0	8.9
46 MONTGOMERY		2025.9	3217	1091.7	130	29.5	53.3	0	6547.4
51 PHILADELPHIA		7408.4	2225.4	1043.9	1115.8	41.5	0	0	11835
CT CONNECTICUT		0	21.3	0	0	0	0	0	21.3
DE DELAWARE (ST)		0	19.2	0	0	0	0	0	19.2
NJ NEW JERSEY		57801.8	31566.6	1513.9	0	27021.9	148.7	0	118052.9
NY NEW YORK		106102	1433.1	834.2	0	10736.7	0	0	119106
Waste Totals:		176875.9	54717.6	6612.1	1846.2	38394.5	32216.7	0	310663

Disposal Facility: 100280, VALLEY LANDFILL

County/State that Generated Waste	Waste Type:	Municipal	Residual	Sewage Sludge	Infectious	Construction	Ash Residue	Asbestos	Total
02 ALLEGHENY		8269	27844.6	492.4	0	4217.6	480.2	33.1	41336.9
03 ARMSTRONG		1739.1	0	0	0	97.4	0	0	1836.5
10 BUTLER		161.6	0	0	0	45.2	0	0	206.8
26 FAYETTE		152.2	54.8	0	0	0	0	0	207
32 INDIANA		0	295.9	0	0	0	19.6	0	315.5
65 WESTMORELAND		23800.8	7986.1	1032.4	901	7034.3	0	0.2	40754.8
Waste Totals:		34122.7	36181.4	1524.8	901	11394.5	499.8	33.3	84657.5



Please Use
Recycled Paper

Phone: 717-783-9258
 Printed: 5/14/2014

Also visit our Internet WWW Site at: <http://www.dep.state.pa.us>

DISCLAIMER: While care has been taken in the preparation of this report, there is no warranty or guarantee as to the data, calculation or content accuracy. The Commonwealth reserves the right to update or change any data or presentation format without notice or liability.

Commonwealth of Pennsylvania
 Department of Environmental Protection
 Bureau of Waste Management
 Division of Reporting and Fee Collection

 Landfill Waste Receipts
 in Tons (2000 lbs.) of Waste

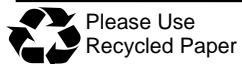
For Year: Quarter:
 2012 / 4

Disposal Facility: 100739, WESTERN BERKS COMMUNITY LANDFILL

County/State that Generated Waste	Waste Type:	Municipal	Residual	Sewage Sludge	Infectious	Construction	Ash Residue	Asbestos	Total
06 BERKS		12661.3	8070.9	0	0	949.8	0	64.7	21746.7
09 BUCKS		1804	0	0	0	6.2	0	0	1810.2
13 CARBON		0	0	54	0	0	0	2.4	56.4
15 CHESTER		10.7	0	0	0	0	0	6.7	17.4
23 DELAWARE		0	0	337	0	0	0	51.2	388.2
36 LANCASTER		19.3	0	0	0	0	0	0	19.3
39 LEHIGH		2585.8	245.7	0	0	54.5	0	31.9	2917.9
46 MONTGOMERY		9439.2	0	289.4	0	173.2	0	0	9901.8
48 NORTHAMPTON		1674.7	2341.9	458.3	0	197.5	0	0	4672.4
49 NORTHUMBERLAND		20.3	21.4	0	0	0	0	0	41.7
51 PHILADELPHIA		0	0	0	0	0	0	11.2	11.2
66 WYOMING		0	40.4	0	0	0	0	0	40.4
NJ NEW JERSEY		3743.7	75.4	2236.7	0	1100	0	19.7	7175.5
NY NEW YORK		0	38.7	1581	0	0	0	0	1619.7
Waste Totals:		31959	10834.4	4956.4	0	2481.2	0	187.8	50418.8

Disposal Facility: 400633, WHEELABRATOR FALLS INC

County/State that Generated Waste	Waste Type:	Municipal	Residual	Sewage Sludge	Infectious	Construction	Ash Residue	Asbestos	Total
06 BERKS		14.7	0	0	0	0	0	0	14.7
09 BUCKS		33821.4	133.4	0	0	4539.5	0	0	38494.3
15 CHESTER		0	102.9	0	0	0	0	0	102.9
21 CUMBERLAND		0	136.4	0	0	0	0	0	136.4
22 DAUPHIN		0	1	0	0	0	0	0	1
38 LEBANON		0	691	0	0	0	0	0	691
46 MONTGOMERY		0	295.6	0	0	44.3	0	0	339.9
51 PHILADELPHIA		80167.8	132.5	0	0	7581.3	0	0	87881.6
67 YORK		0	343.3	0	0	0	0	0	343.3
DE DELAWARE (ST)		0	3.1	0	0	0	0	0	3.1
KY KENTUCKY		0	55.6	0	0	0	0	0	55.6
MA MASSACHUSETTS		0	18.3	0	0	0	0	0	18.3
NJ NEW JERSEY		11175.8	558.5	0	0	88.9	0	0	11823.2
NY NEW YORK		0	126.4	0	0	20.8	0	0	147.2
Waste Totals:		125179.7	2598	0	0	12274.8	0	0	140052.5



Please Use
Recycled Paper

Phone: 717-783-9258
 Printed: 5/14/2014

Also visit our Internet WWW Site at: <http://www.dep.state.pa.us>

DISCLAIMER: While care has been taken in the preparation of this report, there is no warranty or guarantee as to the data, calculation or content accuracy. The Commonwealth reserves the right to update or change any data or presentation format without notice or liability.

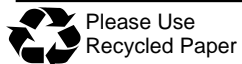
Commonwealth of Pennsylvania
 Department of Environmental Protection
 Bureau of Waste Management
 Division of Reporting and Fee Collection

 Landfill Waste Receipts
 in Tons (2000 lbs.) of Waste

For Year: Quarter:
 2012 / 4

Disposal Facility: 400561, YORK COUNTY RESOURCE RECOVERY CENTER

County/State that Generated Waste	Waste Type:	Municipal	Residual	Sewage Sludge	Infectious	Construction	Ash Residue	Asbestos	Total
01 ADAMS		2187.5	254.7	0	0	0	0	0	2442.2
06 BERKS		0	0.6	0	0	0	0	0	0.6
21 CUMBERLAND		5656.5	5.2	0	0	0	0	0	5661.7
22 DAUPHIN		3724.9	0	0	0	0	0	0	3724.9
35 LACKAWANNA		0	7.5	0	0	0	0	0	7.5
44 MIFFLIN		0	96.8	0	0	0	0	0	96.8
51 PHILADELPHIA		4791.2	0	0	0	0	0	0	4791.2
67 YORK		7477.4	2618.9	0	0	0	0	0	77392.9
MD MARYLAND		12458.1	0	0	0	0	0	0	12458.1
NJ NEW JERSEY		6798.3	0	0	0	0	0	0	6798.3
Waste Totals:		110390.5	2983.7	0	0	0	0	0	113374.2



Please Use
Recycled Paper

Phone: 717-783-9258
 Printed: 5/14/2014

Also visit our Internet WWW Site at: <http://www.dep.state.pa.us>

DISCLAIMER: While care has been taken in the preparation of this report, there is no warranty or guarantee as to the data, calculation or content accuracy. The Commonwealth reserves the right to update or change any data or presentation format without notice or liability.