

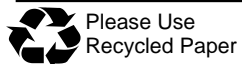
Commonwealth of Pennsylvania  
 Department of Environmental Protection  
 Bureau of Waste Management  
 Division of Reporting and Fee Collection

-----  
 Landfill Waste Receipts  
 in Tons (2000 lbs.) of Waste

For Year:    Quarter:  
 2012       /       2

Disposal Facility: 100419, ADVANCED DISPOSAL SERVICES CHESTNUT VALLEY LANDFILL INC

County/State that Generated Waste	Waste Type:	Municipal	Residual	Sewage Sludge	Infectious	Construction	Ash Residue	Asbestos	Total
02 ALLEGHENY		0	0	0	0	0	0	2.4	2.4
10 BUTLER		0	3	0	0	0	0	0	3
16 CLARION		0	1.4	0	0	0	0	0	1.4
26 FAYETTE		17638.2	26569	1434.7	0	1815.7	0	0	47457.6
30 GREENE		2605.3	16613.8	431.3	0	513.3	0	5.2	20168.9
56 SOMERSET		124.8	4875.2	0	0	0	0	0	5000
63 WASHINGTON		513.3	3340.2	0	0	9.5	0	0	3863
65 WESTMORELAND		2270.3	8493.9	0	887.8	11.6	0	0	11663.6
WV WEST VIRGINIA		166.7	30.6	0	0	165.4	0	18.1	380.8
<b>Waste Totals:</b>		<b>23318.6</b>	<b>59927.1</b>	<b>1866</b>	<b>887.8</b>	<b>2515.5</b>	<b>0</b>	<b>25.7</b>	<b>88540.7</b>



Please Use  
Recycled Paper

Phone: 717-783-9258  
 Printed: 5/14/2014

Also visit our Internet WWW Site at: <http://www.dep.state.pa.us>

DISCLAIMER: While care has been taken in the preparation of this report, there is no warranty or guarantee as to the data, calculation or content accuracy. The Commonwealth reserves the right to update or change any data or presentation format without notice or liability.

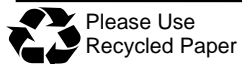
Commonwealth of Pennsylvania  
 Department of Environmental Protection  
 Bureau of Waste Management  
 Division of Reporting and Fee Collection

-----  
 Landfill Waste Receipts  
 in Tons (2000 lbs.) of Waste

For Year:    Quarter:  
 2012       /       2

Disposal Facility: 101397, ADVANCED DISPOSAL SERVICES GREENTREE LANDFILL LLC.

County/State that Generated Waste	Waste Type:	Municipal	Residual	Sewage Sludge	Infectious	Contruction	Ash Residue	Asbestos	Total
03 ARMSTRONG		0.4	0	0	0	0.6	0	0	1
06 BERKS		3409.2	0	0	0	0	0	0	3409.2
07 BLAIR		87.1	814.1	17.9	0	0	0	7.3	926.4
08 BRADFORD		76.8	0	0	0	1417.4	0	0	1494.2
09 BUCKS		0	740	0	0	4562.2	0	0	5302.2
10 BUTLER		0	11.4	0	0	0	0	0	11.4
11 CAMBRIA		0	754.5	0	0	0	0	0	754.5
12 CAMERON		703.6	649.5	121.3	0	12.7	0	0	1487.1
13 CARBON		0	2.4	0	0	0	0	0	2.4
14 CENTRE		122.3	3029.8	178.6	0	76.8	257.5	214.1	3879.1
16 CLARION		10286.6	1885.6	180	0	6.8	38.4	3.9	12401.3
17 CLEARFIELD		11887.2	21238.3	543.1	0	1657.4	0	4	35330
18 CLINTON		18.8	158	0	0	115.4	0	20.6	312.8
20 CRAWFORD		0	0.2	0	0	0	0	0	0.2
23 DELAWARE		0	71.6	296.1	0	0	0	8.7	376.4
24 ELK		3451.3	5366.4	1152	0	1244.3	2477.1	24.4	13715.5
26 FAYETTE		0	233.6	0	0	0	0	0	233.6
27 FOREST		11.9	2403.4	47.4	0	0.7	0	0	2463.4
31 HUNTINGDON		0	45.6	29.9	24.9	0	0	0	100.4
32 INDIANA		543.7	334.3	0	0	8.3	0	0	886.3
33 JEFFERSON		4404.1	2569	315.3	0	732.8	0	1.2	8022.4
41 LYCOMING		0	1160.1	0	0	4.2	0	0	1164.3
42 MCKEAN		0	487.1	0	0	0	1326	10.5	1823.6
43 MERCER		0	0.8	0	0	0	0	0	0.8
44 MIFFLIN		0	51.5	0	0	0	0	0	51.5
46 MONTGOMERY		0	2628.4	0	0	0	0	5.9	2634.3
48 NORTHAMPTON		2051.7	0	0	0	0	0	0	2051.7
50 PERRY		0	24.5	0	0	0	0	0	24.5
51 PHILADELPHIA		0	150.1	0	0	0	0	0	150.1
53 POTTER		73.7	302.6	0	0	127.4	0	0	503.7
59 TIOGA		8.4	9.6	0	0	0	0	3.6	21.6
61 VENANGO		0	0	118.9	0	0	0	0	118.9
62 WARREN		6774.5	1287.2	7.9	0	0	0	9.7	8079.3
65 WESTMORELAND		0	988.8	0	0	0	0	0	988.8
CT CONNECTICUT		0	13269.7	0	0	0	0	7280.5	20550.2



Commonwealth of Pennsylvania  
 Department of Environmental Protection  
 Bureau of Waste Management  
 Division of Reporting and Fee Collection

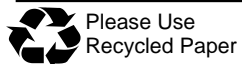
-----  
 Landfill Waste Receipts  
 in Tons (2000 lbs.) of Waste

For Year:    Quarter:  
 2012       /       2

DE DELAWARE (ST)	0	0	10064.4	0	0	0	0	10064.4
NJ NEW JERSEY	55127.3	6791.4	5877.2	0	0	0	30.6	67826.5
NY NEW YORK	2676.4	714	2639.8	0	0	1291.2	13.4	7334.8
RI RHODE ISLAND	0	0	0	0	0.7	0	0	0.7
<b>Waste Totals:</b>	<b>101715</b>	<b>68173.5</b>	<b>21589.8</b>	<b>24.9</b>	<b>9967.7</b>	<b>5390.2</b>	<b>7638.4</b>	<b>214499.5</b>

Disposal Facility: 100933, ALLIANCE SANITARY LANDFILL INC

County/State that Generated Waste	Waste Type:	Municipal	Residual	Sewage Sludge	Infectious	Construction	Ash Residue	Asbestos	Total
08 BRADFORD		1	3991.5	0	0	6.7	0	0	3999.2
13 CARBON		174	0	0	0	0	0	0	174
35 LACKAWANNA		13380.7	646.7	75.1	0	1256.4	0	0	15358.9
40 LUZERNE		17502.7	1510.8	0	0	105.6	0	0	19119.1
45 MONROE		1677	55.8	0	0	6.5	0	0	1739.3
48 NORTHAMPTON		0	1.4	0	0	0	0	0	1.4
52 PIKE		4020.5	0	0	0	12	0	0	4032.5
54 SCHUYLKILL		0	14.4	0	0	0	0	0	14.4
57 SULLIVAN		0	1151.9	0	0	0	0	0	1151.9
58 SUSQUEHANNA		1453.4	5992.6	0	0	2749.5	0	0	10195.5
64 WAYNE		3494.4	50.2	0	0	0	0	0	3544.6
66 WYOMING		1907.5	0	0	0	4.7	0	0	1912.2
NY NEW YORK		1547.7	196.6	0	0	5.1	0	0	1749.4
<b>Waste Totals:</b>		<b>45158.9</b>	<b>13611.9</b>	<b>75.1</b>	<b>0</b>	<b>4146.5</b>	<b>0</b>	<b>0</b>	<b>62992.4</b>



Please Use  
Recycled Paper

Phone: 717-783-9258  
 Printed: 5/14/2014

Also visit our Internet WWW Site at: <http://www.dep.state.pa.us>

DISCLAIMER: While care has been taken in the preparation of this report, there is no warranty or guarantee as to the data, calculation or content accuracy. The Commonwealth reserves the right to update or change any data or presentation format without notice or liability.

Commonwealth of Pennsylvania  
 Department of Environmental Protection  
 Bureau of Waste Management  
 Division of Reporting and Fee Collection

-----  
 Landfill Waste Receipts  
 in Tons (2000 lbs.) of Waste

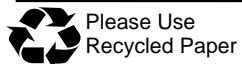
For Year:    Quarter:  
 2012       /       2

Disposal Facility: 100172, ARDEN LANDFILL INC.

County/State that Generated Waste	Waste Type:	Municipal	Residual	Sewage Sludge	Infectious	Construction	Ash Residue	Asbestos	Total
02 ALLEGHENY		22647.9	1114.9	0	0	943.5	0	0	24706.3
04 BEAVER		15473.4	2447.4	111.1	22.8	13.5	0	0	18068.2
10 BUTLER		0	415.8	0	0	0	0	0	415.8
26 FAYETTE		559.3	183.3	0	0	7.3	0	0	749.9
30 GREENE		1735.8	12642.8	0	0	2740.9	0	0	17119.5
32 INDIANA		0	0	0	0	0	4063.8	0	4063.8
63 WASHINGTON		16654.5	58036.3	1497.7	142.1	2075	0	0	78405.6
65 WESTMORELAND		0	366.7	0	0	48.2	0	0	414.9
OH OHIO		875.4	266.8	9.6	0	19.3	0	0	1171.1
WV WEST VIRGINIA		951.9	7798.1	0	238.3	402.2	981.2	0	10371.7
<b>Waste Totals:</b>		<b>58898.2</b>	<b>83272.1</b>	<b>1618.4</b>	<b>403.2</b>	<b>6249.9</b>	<b>5045</b>	<b>0</b>	<b>155486.8</b>

Disposal Facility: 101243, BRADFORD COUNTY SANITARY LANDFILL

County/State that Generated Waste	Waste Type:	Municipal	Residual	Sewage Sludge	Infectious	Construction	Ash Residue	Asbestos	Total
08 BRADFORD		7719.4	3407.9	180	0	4760.7	0	0.6	16068.6
41 LYCOMING		7.5	141.4	0	0	19.7	0	0	168.6
53 POTTER		0	0	36.5	0	0.6	0	0	37.1
57 SULLIVAN		924.5	104.5	14	0	1563.6	0	0	2606.6
58 SUSQUEHANNA		49.9	0	0	0	97.4	0	0	147.3
59 TIOGA		4568.3	3714.5	503.4	0	721	0	0	9507.2
66 WYOMING		755	108.3	0	0	133.6	0	0	996.9
NY NEW YORK		96.6	0	0	0	1.6	0	0	98.2
<b>Waste Totals:</b>		<b>14121.2</b>	<b>7476.6</b>	<b>733.9</b>	<b>0</b>	<b>7298.2</b>	<b>0</b>	<b>0.6</b>	<b>29630.5</b>



Please Use  
Recycled Paper

Phone: 717-783-9258  
 Printed: 5/14/2014

Also visit our Internet WWW Site at: <http://www.dep.state.pa.us>

DISCLAIMER: While care has been taken in the preparation of this report, there is no warranty or guarantee as to the data, calculation or content accuracy. The Commonwealth reserves the right to update or change any data or presentation format without notice or liability.

Commonwealth of Pennsylvania  
 Department of Environmental Protection  
 Bureau of Waste Management  
 Division of Reporting and Fee Collection

-----  
 Landfill Waste Receipts  
 in Tons (2000 lbs.) of Waste

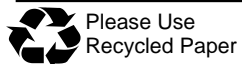
For Year:    Quarter:  
 2012       /       2

Disposal Facility: 100361, Casella Waste Management

County/State that Generated Waste	Waste Type:	Municipal	Residual	Sewage Sludge	Infectious	Construction	Ash Residue	Asbestos	Total
08 BRADFORD		0	1086.8	0	0	0	0	0	1086.8
12 CAMERON		8	5	0	0	11.6	0	0	24.6
24 ELK		1940.6	2400.7	0	0	596	0	0	4937.3
27 FOREST		0	110.9	0	0	9.8	0	0	120.7
33 JEFFERSON		1481.3	3.9	0	0	351.7	0	0	1836.9
42 MCKEAN		4813	2927.5	1130.5	0	945.2	0	0	9816.2
53 POTTER		0	22	12.9	0	0	0	0	34.9
59 TIOGA		0	100.9	0	0	0	0	0	100.9
61 VENANGO		0	10.9	0	0	0	0	0	10.9
62 WARREN		4	719.7	43	0	169.6	0	0	936.3
NY NEW YORK		0	148.6	0	0	0	0	0	148.6
<b>Waste Totals:</b>		<b>8246.9</b>	<b>7536.9</b>	<b>1186.4</b>	<b>0</b>	<b>2083.9</b>	<b>0</b>	<b>0</b>	<b>19054.1</b>

Disposal Facility: 100944, CHESTER COUNTY SWA LANCHESTER LANDFILL

County/State that Generated Waste	Waste Type:	Municipal	Residual	Sewage Sludge	Infectious	Construction	Ash Residue	Asbestos	Total
06 BERKS		6012.1	84.4	0	0	796	0	0	6892.5
09 BUCKS		16	0	0	0	0	0	9.7	25.7
15 CHESTER		61403.3	4868.5	481.5	702.6	6723.3	0	21.3	74200.5
22 DAUPHIN		0	0	0	0	0	6137.7	0	6137.7
23 DELAWARE		8.8	0	0	0	23.8	0	21.9	54.5
24 ELK		0	0	0	0	0	0	0	0
36 LANCASTER		67.2	138.2	5.7	0	144.2	0	0	355.3
38 LEBANON		0	13.2	0	0	0	0	1.7	14.9
39 LEHIGH		0	0	0	0	0	0	0	0
46 MONTGOMERY		769.6	0	0	0	132	0	2.2	903.8
51 PHILADELPHIA		0	0	0	0	0	0	87.5	87.5
67 YORK		0	0	0	0	0	0	0.5	0.5
NJ NEW JERSEY		0	0	0	0	0	0	0	0
<b>Waste Totals:</b>		<b>68277</b>	<b>5104.3</b>	<b>487.2</b>	<b>702.6</b>	<b>7819.3</b>	<b>6137.7</b>	<b>144.8</b>	<b>88672.9</b>



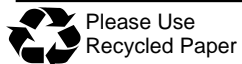
Commonwealth of Pennsylvania  
 Department of Environmental Protection  
 Bureau of Waste Management  
 Division of Reporting and Fee Collection

-----  
 Landfill Waste Receipts  
 in Tons (2000 lbs.) of Waste

For Year:    Quarter:  
 2012       /    2

Disposal Facility: 100022, CHRIN BROTHERS SANITARY LANDFILL

County/State that Generated Waste	Waste Type:	Municipal	Residual	Sewage Sludge	Infectious	Construction	Ash Residue	Asbestos	Total
06 BERKS		0	0	0	0	50.2	0	4.4	54.6
09 BUCKS		578.3	0	0	0	229.2	0	0	807.5
13 CARBON		85.4	0	0	0	110.4	0	0	195.8
39 LEHIGH		8732	414.5	0	0	1877.7	0	15.1	11039.3
45 MONROE		3627.6	0	0	0	1175.2	0	0	4802.8
48 NORTHAMPTON		12009.7	1541.6	0	0	5001.6	0	58.9	18611.8
52 PIKE		0	0	0	0	11.7	0	0	11.7
64 WAYNE		63.4	0	0	0	5.6	0	1.1	70.1
NJ NEW JERSEY		5237.3	11.4	0	0	999.8	0	79.4	6327.9
<b>Waste Totals:</b>		<b>30333.7</b>	<b>1967.5</b>	<b>0</b>	<b>0</b>	<b>9461.4</b>	<b>0</b>	<b>158.9</b>	<b>41921.5</b>



Please Use  
Recycled Paper

Phone: 717-783-9258  
 Printed: 5/14/2014

Also visit our Internet WWW Site at: <http://www.dep.state.pa.us>

DISCLAIMER: While care has been taken in the preparation of this report, there is no warranty or guarantee as to the data, calculation or content accuracy. The Commonwealth reserves the right to update or change any data or presentation format without notice or liability.

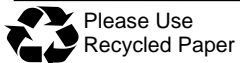
Commonwealth of Pennsylvania  
 Department of Environmental Protection  
 Bureau of Waste Management  
 Division of Reporting and Fee Collection

-----  
 Landfill Waste Receipts  
 in Tons (2000 lbs.) of Waste

For Year:    Quarter:  
 2012       /    2

Disposal Facility: 100955, CLINTON COUNTY SWA WAYNE TOWNSHIP LANDFILL

County/State that Generated Waste	Waste Type:	Municipal	Residual	Sewage Sludge	Infectious	Contruction	Ash Residue	Asbestos	Total
01 ADAMS		0	0	0	0	0	0	0.1	0.1
05 BEDFORD		0	0	0	0	0	0	1	1
07 BLAIR		0	0	0	0	8.5	0	0.4	8.9
08 BRADFORD		4.8	0	0	0	15.1	0	0	19.9
11 CAMBRIA		0	0	0	0	0	0	1.2	1.2
13 CARBON		1337.8	0	0	0	0	0	0	1337.8
14 CENTRE		672.8	2387.1	658.4	0	81.2	0	125.6	3925.1
17 CLEARFIELD		640.7	1454.3	0	0	113.5	0	0.2	2208.7
18 CLINTON		8171.9	7158.7	740.6	0.6	2290.7	0	45.3	18407.8
19 COLUMBIA		24.5	2172.8	0	0	0	0	0	2197.3
21 CUMBERLAND		0	0	0	0	0	0	4.2	4.2
22 DAUPHIN		0	0	0	0	0	0	2.5	2.5
24 ELK		0	0	0	0	0	0	0.2	0.2
25 ERIE		0	0	0	0	0	0	0.5	0.5
28 FRANKLIN		0	0	0	0	0	0	0.9	0.9
31 HUNTINGDON		179.6	0	0	0	25.3	0	0	204.9
33 JEFFERSON		0	0	0	0	0	0	0.2	0.2
35 LACKAWANNA		0	0	0	0	0	0	0.2	0.2
39 LEHIGH		2665.5	58.8	0	0	21.6	0	0	2745.9
40 LUZERNE		0	0	0	0	0	0	5.4	5.4
41 LYCOMING		5601.1	30064.1	128.3	0	2080	0	15	37888.5
44 MIFFLIN		0	157.3	0	0	0	0	10.7	168
48 NORTHAMPTON		1367.7	0	0	0	0	0	0.9	1368.6
49 NORTHUMBERLAND		19.3	0	0	0	1321.8	0	1.5	1342.6
53 POTTER		0	0	0	0	0	0	1.2	1.2
54 SCHUYLKILL		653.4	0	0	0	0	0	5.8	659.2
59 TIOGA		15.7	212.3	0	0	1.2	0	32.2	261.4
60 UNION		3.1	17.1	0	0	51.1	0	2.1	73.4
<b>Waste Totals:</b>		<b>21357.9</b>	<b>43682.5</b>	<b>1527.3</b>	<b>0.6</b>	<b>6010</b>	<b>0</b>	<b>257.3</b>	<b>72835.6</b>



Commonwealth of Pennsylvania  
 Department of Environmental Protection  
 Bureau of Waste Management  
 Division of Reporting and Fee Collection

-----  
 Landfill Waste Receipts  
 in Tons (2000 lbs.) of Waste

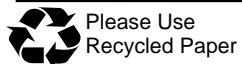
For Year:   Quarter:  
 2012     /     2

Disposal Facility: 101615, COMMONWEALTH ENVIRONMENTAL SYSTEMS LANDFILL

County/State that Generated Waste	Waste Type:	Municipal	Residual	Sewage Sludge	Infectious	Construction	Ash Residue	Asbestos	Total
06 BERKS		3551	231.5	10.7	0	27.8	0	0	3821
09 BUCKS		27.9	504.2	0	0	0	0	0	532.1
13 CARBON		5901	63.5	4.6	0	83.9	0	0	6053
21 CUMBERLAND		338.9	0	0	0	19.8	0	0	358.7
22 DAUPHIN		16.5	223.9	1	0	1972.5	0	7.9	2221.8
38 LEBANON		0	815.6	0	0	0	0	0	815.6
39 LEHIGH		2005.3	0	0	0	18.7	0	0	2024
40 LUZERNE		11515.5	2304.6	3285.9	71.1	539.7	0	0	17716.8
45 MONROE		151.7	0	0	0	0	0	0	151.7
49 NORTHUMBERLAND		4930	97.3	0	0	127.6	0	0	5154.9
51 PHILADELPHIA		0	9.3	0	0	2132.9	0	0	2142.2
54 SCHUYLKILL		20562.6	2478	1071	43.8	1719.7	0	3.7	25878.8
NJ NEW JERSEY		9327.5	64.7	0	0	27439.9	0	0	36832.1
NY NEW YORK		33217.1	0	326.9	0	1544.5	0	0	35088.5
<b>Waste Totals:</b>		<b>91545</b>	<b>6792.6</b>	<b>4700.1</b>	<b>114.9</b>	<b>35627</b>	<b>0</b>	<b>11.6</b>	<b>138791.2</b>

Disposal Facility: 101509, CONNESTOGA LANDFILL

County/State that Generated Waste	Waste Type:	Municipal	Residual	Sewage Sludge	Infectious	Construction	Ash Residue	Asbestos	Total
06 BERKS		19811.8	7689.2	141.1	4539.3	411.3	0	5.3	32598
09 BUCKS		114.2	200.3	0	0	0	0	10.6	325.1
15 CHESTER		0	11172.6	0	0	0	467.1	0	11639.7
22 DAUPHIN		0	17.8	0	0	0	0	0	17.8
23 DELAWARE		0	74	449.5	0	0	2217.7	16.2	2757.4
36 LANCASTER		0	640.8	0	0	0	0	0	640.8
39 LEHIGH		1019.2	368.2	0	0	0	0	0	1387.4
46 MONTGOMERY		15574.4	232.6	0	68.5	20.5	0	43.1	15939.1
48 NORTHAMPTON		0	0	0	354.6	0	0	0	354.6
51 PHILADELPHIA		32186.5	6589.2	0	52.8	2831.2	0	34	41693.7
DE DELAWARE (ST)		0	86.6	0	0	3.4	0	0	90
MD MARYLAND		0	113	0	0	0	0	0	113
NJ NEW JERSEY		43345.1	402.7	0	0	42.1	0	924.6	44714.5
NY NEW YORK		0	553.5	0	0	0	0	0	553.5
<b>Waste Totals:</b>		<b>112051.2</b>	<b>28140.5</b>	<b>590.6</b>	<b>5015.2</b>	<b>3308.5</b>	<b>2684.8</b>	<b>1033.8</b>	<b>152824.6</b>





Commonwealth of Pennsylvania  
 Department of Environmental Protection  
 Bureau of Waste Management  
 Division of Reporting and Fee Collection

-----  
 Landfill Waste Receipts  
 in Tons (2000 lbs.) of Waste

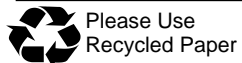
For Year:    Quarter:  
 2012       /       2

Disposal Facility: 400593, COVANTA DELAWARE VALLEY

County/State that Generated Waste	Waste Type:	Municipal	Residual	Sewage Sludge	Infectious	Construction	Ash Residue	Asbestos	Total
09 BUCKS		0	118.3	0	0	0	0	0	118.3
23 DELAWARE		92329.9	592.5	0	0	0	0	0	92922.4
40 LUZERNE		0	9.4	0	0	0	0	0	9.4
46 MONTGOMERY		70.5	19.7	0	0	0	0	0	90.2
51 PHILADELPHIA		80025.5	989.6	0	0	0	0	0	81015.1
DE DELAWARE (ST)		473.9	4615.7	0	0	0	0	0	5089.6
MD MARYLAND		1981.3	0	0	0	0	0	0	1981.3
NC NORTH CAROLINA		0	11.6	0	0	0	0	0	11.6
NJ NEW JERSEY		21578	2447	0	0	0	0	0	24025
NY NEW YORK		99113.6	0	0	0	0	0	0	99113.6
PR PUERTO RICO		0	356.6	0	0	0	0	0	356.6
VA VIRGINIA		482.3	476	0	0	0	0	0	958.3
<b>Waste Totals:</b>		<b>296055</b>	<b>9636.4</b>	<b>0</b>	<b>0</b>	<b>0</b>	<b>0</b>	<b>0</b>	<b>305691.4</b>

Disposal Facility: 400558, COVANTA PLYMOUTH RENEWABLE ENERGY

County/State that Generated Waste	Waste Type:	Municipal	Residual	Sewage Sludge	Infectious	Construction	Ash Residue	Asbestos	Total
06 BERKS		1.4	0	0	0	0	0	0	1.4
09 BUCKS		8629.9	33.7	0	0	0	0	0	8663.6
15 CHESTER		7.9	251.5	0	0	0	0	0	259.4
23 DELAWARE		982.6	37.7	0	0	0	0	0	1020.3
39 LEHIGH		894.7	329.2	0	0	0	0	0	1223.9
46 MONTGOMERY		89980.1	1520.5	0	0	0	0	0	91500.6
51 PHILADELPHIA		1112.7	0	0	0	0	0	0	1112.7
NJ NEW JERSEY		465.4	0	0	0	0	0	0	465.4
NY NEW YORK		5912.9	0	0	0	0	0	0	5912.9
<b>Waste Totals:</b>		<b>107987.6</b>	<b>2172.6</b>	<b>0</b>	<b>0</b>	<b>0</b>	<b>0</b>	<b>0</b>	<b>110160.2</b>



Please Use  
Recycled Paper

Phone: 717-783-9258  
 Printed: 5/14/2014

Also visit our Internet WWW Site at: <http://www.dep.state.pa.us>

DISCLAIMER: While care has been taken in the preparation of this report, there is no warranty or guarantee as to the data, calculation or content accuracy. The Commonwealth reserves the right to update or change any data or presentation format without notice or liability.

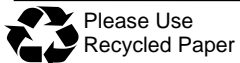
Commonwealth of Pennsylvania  
 Department of Environmental Protection  
 Bureau of Waste Management  
 Division of Reporting and Fee Collection

-----  
 Landfill Waste Receipts  
 in Tons (2000 lbs.) of Waste

For Year:    Quarter:  
 2012       /       2

Disposal Facility: 100945, CUMBERLAND COUNTY LANDFILL

County/State that Generated Waste	Waste Type:	Municipal	Residual	Sewage Sludge	Infectious	Construction	Ash Residue	Asbestos	Total
01 ADAMS		2000	133.4	0	0	629.9	0	0	2763.3
06 BERKS		1560.5	8867.6	0	0	0	0	0	10428.1
09 BUCKS		0	214.6	103.8	0	0	0	0	318.4
15 CHESTER		0	477.8	0	0	2247	0	0	2724.8
21 CUMBERLAND		10023.4	5121.4	1929.8	0	5879.6	0	263.2	23217.4
22 DAUPHIN		0	43523	0	0	463.5	0	3171	47157.5
23 DELAWARE		0	729.7	541.6	0	0	0	0	1271.3
28 FRANKLIN		2974.1	80.2	1465	0	323.6	0	31.9	4874.8
31 HUNTINGDON		7.5	168	0	0	0	0	0	175.5
34 JUNIATA		10.2	0	62.3	0	93.3	0	0	165.8
35 LACKAWANNA		0	341.3	0	0	0	0	0	341.3
36 LANCASTER		0	0	0	0	0	0	5.9	5.9
38 LEBANON		0	2838.2	0	0	0	0	3.5	2841.7
39 LEHIGH		2401.2	433.3	0	0	0	0	0	2834.5
40 LUZERNE		0	13.3	0	0	0	0	0	13.3
44 MIFFLIN		0	0	0	0	4.2	0	0	4.2
46 MONTGOMERY		0	0	232.6	0	0	0	0	232.6
48 NORTHAMPTON		3003.8	3167.8	0	0	42	0	0	6213.6
50 PERRY		2404.7	9.7	116.9	0	1248.4	0	0	3779.7
51 PHILADELPHIA		1864.3	52.2	0	0	0	0	129.8	2046.3
54 SCHUYLKILL		5467.5	152.6	31.5	0	155.7	0	0	5807.3
66 WYOMING		0	3890.6	0	0	0	0	0	3890.6
67 YORK		0	8304.3	0	0	313.6	0	10.2	8628.1
MD MARYLAND		12018.4	3496.6	0	0	0	0	0	15515
NJ NEW JERSEY		28817.5	2626.2	5348.5	0	25.4	0	93.4	36911
NY NEW YORK		3704.6	0	2042.8	0	0	0	658	6405.4
VA VIRGINIA		0	0	0	0	0	0	14.4	14.4
<b>Waste Totals:</b>		<b>76257.7</b>	<b>84641.8</b>	<b>11874.8</b>	<b>0</b>	<b>11426.2</b>	<b>0</b>	<b>4381.3</b>	<b>188581.8</b>



Commonwealth of Pennsylvania  
 Department of Environmental Protection  
 Bureau of Waste Management  
 Division of Reporting and Fee Collection

-----  
 Landfill Waste Receipts  
 in Tons (2000 lbs.) of Waste

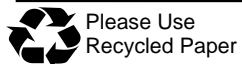
For Year:    Quarter:  
 2012       /       2

Disposal Facility: 100345, DELAWARE COUNTY SWA ROLLING HILLS LANDFILL

County/State that Generated Waste	Waste Type:	Municipal	Residual	Sewage Sludge	Infectious	Construction	Ash Residue	Asbestos	Total
06 BERKS		17525.8	1050.2	0	0	0	8122.6	10.1	26708.7
15 CHESTER		1970	0	0	0	142.9	0	0	2112.9
23 DELAWARE		130	0	0	0	0	95168.7	0	95298.7
46 MONTGOMERY		3781	438.9	0	0	0	29357.2	0	33577.1
NJ NEW JERSEY		0	6218	0	0	12987.7	0	0	19205.7
<b>Waste Totals:</b>		<b>23406.8</b>	<b>7707.1</b>	<b>0</b>	<b>0</b>	<b>13130.6</b>	<b>132648.5</b>	<b>10.1</b>	<b>176903.1</b>

Disposal Facility: 100434, EVERGREEN LANDFILL

County/State that Generated Waste	Waste Type:	Municipal	Residual	Sewage Sludge	Infectious	Construction	Ash Residue	Asbestos	Total
02 ALLEGHENY		0	3.9	0	0	0.7	0	0	4.6
03 ARMSTRONG		3798.2	2051.5	85.1	0	293.4	0	0	6228.2
11 CAMBRIA		63.9	4.2	0	0	6.2	0	0	74.3
16 CLARION		7.4	0	0	0	13.2	0	0	20.6
17 CLEARFIELD		0	0.2	0	0	6.2	0	0	6.4
26 FAYETTE		1.5	0	0	0	0	0	0	1.5
32 INDIANA		10068.8	3427.3	706.7	0	1797.2	1620.7	0	17620.7
33 JEFFERSON		250.9	178.7	178.1	0	76.7	0	0	684.4
56 SOMERSET		9.2	0	0	0	0	0	0	9.2
65 WESTMORELAND		5353.1	4448	97.2	0	343.7	0	0	10242
<b>Waste Totals:</b>		<b>19553</b>	<b>10113.8</b>	<b>1067.1</b>	<b>0</b>	<b>2537.3</b>	<b>1620.7</b>	<b>0</b>	<b>34891.9</b>



Please Use  
Recycled Paper

Phone: 717-783-9258  
 Printed: 5/14/2014

Also visit our Internet WWW Site at: <http://www.dep.state.pa.us>

DISCLAIMER: While care has been taken in the preparation of this report, there is no warranty or guarantee as to the data, calculation or content accuracy. The Commonwealth reserves the right to update or change any data or presentation format without notice or liability.

Commonwealth of Pennsylvania  
 Department of Environmental Protection  
 Bureau of Waste Management  
 Division of Reporting and Fee Collection

-----  
 Landfill Waste Receipts  
 in Tons (2000 lbs.) of Waste

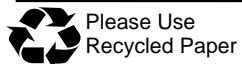
For Year:    Quarter:  
 2012       /       2

Disposal Facility: 101680, G.R.O.W.S. NORTH

County/State that Generated Waste	Waste Type:	Municipal	Residual	Sewage Sludge	Infectious	Construction	Ash Residue	Asbestos	Total
06 BERKS		0	75.3	0	0	0	0	0	75.3
09 BUCKS		7298.4	14617	115.2	0	1049.9	191.8	0	23272.3
23 DELAWARE		3296	68.7	142.7	0	45.6	82.7	0	3635.7
46 MONTGOMERY		7746.1	3017.7	95.1	0	46.8	4.2	0	10909.9
51 PHILADELPHIA		22590.4	164.8	2309	73.2	259.4	0	0	25396.8
CT CONNECTICUT		0	522.9	0	0	0	0	0	522.9
DE DELAWARE (ST)		0	1208.6	0	0	0.3	0	0	1208.9
NJ NEW JERSEY		105284.2	16163.6	467.1	0	11698.3	14293.8	0	147907
NY NEW YORK		110769.1	611.9	6033	0	3898.9	0	0	121312.9
<b>Waste Totals:</b>		<b>256984.2</b>	<b>36450.5</b>	<b>9162.1</b>	<b>73.2</b>	<b>16999.2</b>	<b>14572.5</b>	<b>0</b>	<b>334241.7</b>

Disposal Facility: 100265, GRAND CENTRAL SANITARY LANDFILL INC

County/State that Generated Waste	Waste Type:	Municipal	Residual	Sewage Sludge	Infectious	Construction	Ash Residue	Asbestos	Total
06 BERKS		1157	0.6	5.1	0	102.5	0	0	1265.2
09 BUCKS		4.4	40.4	25.7	39	0	0	0	109.5
13 CARBON		1945.3	69.6	217	0	53.3	0	0	2285.2
35 LACKAWANNA		2.2	0	0	136.4	25.1	0	0	163.7
39 LEHIGH		23683.6	575	173.8	187.1	76.6	0	0	24696.1
45 MONROE		14627.4	986.1	533.8	1823.6	2218.3	0	1.7	20190.9
46 MONTGOMERY		0	78.4	26.7	255.6	30.9	0	0	391.6
48 NORTHAMPTON		10264.6	6093.2	907.5	284.8	1076.9	0	23.7	18650.7
49 NORTHUMBERLAND		25.2	0	0	0	0	0	0	25.2
52 PIKE		865.6	0	0	0	83.4	0	0	949
54 SCHUYLKILL		0	19.9	0	0	0	0	0	19.9
64 WAYNE		1	0	0	0	0	0	0	1
NJ NEW JERSEY		1	958.9	243.9	0	1057.9	0	63	2324.7
NY NEW YORK		1971.6	0	0	162	0	16805	0	18938.6
<b>Waste Totals:</b>		<b>54548.9</b>	<b>8822.1</b>	<b>2133.5</b>	<b>2888.5</b>	<b>4724.9</b>	<b>16805</b>	<b>88.4</b>	<b>90011.3</b>



Please Use  
Recycled Paper

Phone: 717-783-9258  
 Printed: 5/14/2014

Also visit our Internet WWW Site at: <http://www.dep.state.pa.us>

DISCLAIMER: While care has been taken in the preparation of this report, there is no warranty or guarantee as to the data, calculation or content accuracy. The Commonwealth reserves the right to update or change any data or presentation format without notice or liability.

Commonwealth of Pennsylvania  
 Department of Environmental Protection  
 Bureau of Waste Management  
 Division of Reporting and Fee Collection

Landfill Waste Receipts  
 in Tons (2000 lbs.) of Waste

For Year: 2012 / Quarter: 2

Disposal Facility: 101544, GREATER LEBANON REFUSE AUTHORITY LANDFILL

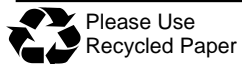
County/State that Generated Waste	Waste Type:	Municipal	Residual	Sewage Sludge	Infectious	Construction	Ash Residue	Asbestos	Total
38 LEBANON		21272.2	839.7	193.6	0	3895	0	0	26200.5
<b>Waste Totals:</b>		<b>21272.2</b>	<b>839.7</b>	<b>193.6</b>	<b>0</b>	<b>3895</b>	<b>0</b>	<b>0</b>	<b>26200.5</b>

Disposal Facility: 100281, GREENRIDGE RECLAMATION LANDFILL

County/State that Generated Waste	Waste Type:	Municipal	Residual	Sewage Sludge	Infectious	Construction	Ash Residue	Asbestos	Total
02 ALLEGHENY		16218.3	761	1343.4	0	1824.5	0	17.9	20165.1
03 ARMSTRONG		0	57.5	0	0	5.2	0	0	62.7
04 BEAVER		1.7	0	0	0	0	0	0	1.7
10 BUTLER		3.8	0	177.4	0	0	0	0	181.2
26 FAYETTE		791.1	233.6	43.9	0	496.6	0	0	1565.2
30 GREENE		0	0	0	0	23.5	0	0	23.5
56 SOMERSET		269.2	0	0	0	48.2	0	0	317.4
63 WASHINGTON		686.3	0	481.7	0	111.5	0	0	1279.5
65 WESTMORELAND		17598.3	21497.9	3028.2	0	5151	0	24.5	47299.9
WV WEST VIRGINIA		2.3	7186.8	0	0	1	0	0	7190.1
<b>Waste Totals:</b>		<b>35571</b>	<b>29736.8</b>	<b>5074.6</b>	<b>0</b>	<b>7661.5</b>	<b>0</b>	<b>42.4</b>	<b>78086.3</b>

Disposal Facility: 100992, HARRISBURG M E R&R FACILITY RESIDUE DISPOSAL AREA B

County/State that Generated Waste	Waste Type:	Municipal	Residual	Sewage Sludge	Infectious	Construction	Ash Residue	Asbestos	Total
22 DAUPHIN		0	0	0	0	0	20145.9	0	20145.9
<b>Waste Totals:</b>		<b>0</b>	<b>0</b>	<b>0</b>	<b>0</b>	<b>0</b>	<b>20145.9</b>	<b>0</b>	<b>20145.9</b>



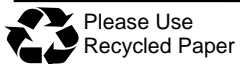
Commonwealth of Pennsylvania  
 Department of Environmental Protection  
 Bureau of Waste Management  
 Division of Reporting and Fee Collection

-----  
 Landfill Waste Receipts  
 in Tons (2000 lbs.) of Waste

For Year:    Quarter:  
 2012       /    2

Disposal Facility: 100758, HARRISBURG MATERIALS ENERGY RECYCLING & RECOVERY FACILITY

County/State that Generated Waste	Waste Type:	Municipal	Residual	Sewage Sludge	Infectious	Construction	Ash Residue	Asbestos	Total
08 BRADFORD		0	0	0	0	0.4	0	0	0.4
19 COLUMBIA		39.3	0	0	0	0	0	0	39.3
21 CUMBERLAND		7324	364.7	0	0	405.6	0	0	8094.3
22 DAUPHIN		40899.2	67	0	0	1268.4	0	0	42234.6
28 FRANKLIN		0	207.4	0	0	0	0	0	207.4
38 LEBANON		0.1	0	0	0	0.6	0	0	0.7
39 LEHIGH		0	5.4	0	0	0	0	0	5.4
40 LUZERNE		0	53.6	0	0	0	0	0	53.6
41 LYCOMING		0	11.1	0	0	0	0	0	11.1
49 NORTHUMBERLAND		2194.9	0	0	0	0	0	0	2194.9
50 PERRY		887.6	0	0	0	12.1	0	0	899.7
54 SCHUYLKILL		3384.3	328.4	0	0	0	0	0	3712.7
60 UNION		0	16.4	0	0	0	0	0	16.4
NC NORTH CAROLINA		0	75.3	0	0	0	0	0	75.3
NJ NEW JERSEY		6987.5	0	0	0	0	0	0	6987.5
VA VIRGINIA		0	16.2	0	0	0	0	0	16.2
WV WEST VIRGINIA		11528.5	3.8	0	0	0	0	0	11532.3
<b>Waste Totals:</b>		<b>73245.4</b>	<b>1149.3</b>	<b>0</b>	<b>0</b>	<b>1687.1</b>	<b>0</b>	<b>0</b>	<b>76081.8</b>



Commonwealth of Pennsylvania  
 Department of Environmental Protection  
 Bureau of Waste Management  
 Division of Reporting and Fee Collection

-----  
 Landfill Waste Receipts  
 in Tons (2000 lbs.) of Waste

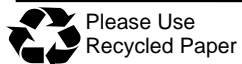
For Year:   Quarter:  
 2012     /     2

Disposal Facility: 100020, IESI PA BETHLEHEM LANDFILL CORP.

County/State that Generated Waste	Waste Type:	Municipal	Residual	Sewage Sludge	Infectious	Construction	Ash Residue	Asbestos	Total
06 BERKS		0	0	0	0	0	0	0.1	0.1
09 BUCKS		3116.6	401.6	0	0	3993.7	0	2.4	7514.3
19 COLUMBIA		0	0	0	0	0	0	0.2	0.2
23 DELAWARE		0	0	0	0	16.1	0	0	16.1
35 LACKAWANNA		0	0	0	0	0	0	0.1	0.1
39 LEHIGH		11085	995.4	0	0	689.6	0	22.9	12792.9
40 LUZERNE		0	0	0	0	0	0	0.2	0.2
45 MONROE		0	0	0	0	0	0	0.1	0.1
46 MONTGOMERY		35.4	628.3	0	0	5.1	0	0	668.8
47 MONTOUR		0	0	0	0	0	0	0.1	0.1
48 NORTHAMPTON		20398.3	568.1	0	0	1318.7	0	0	22285.1
54 SCHUYLKILL		0	0	0	0	0	0	0.1	0.1
NJ NEW JERSEY		11955.3	5374.3	0	0	7033.4	0	48.8	24411.8
NY NEW YORK		34552.2	0	0	0	4959.2	0	35.5	39546.9
<b>Waste Totals:</b>		<b>81142.8</b>	<b>7967.7</b>	<b>0</b>	<b>0</b>	<b>18015.8</b>	<b>0</b>	<b>110.5</b>	<b>107236.8</b>

Disposal Facility: 100934, IESI PA BLUE RIDGE LANDFILL CORP

County/State that Generated Waste	Waste Type:	Municipal	Residual	Sewage Sludge	Infectious	Construction	Ash Residue	Asbestos	Total
01 ADAMS		4187.6	115.9	0	0	1261.2	0	0	5564.7
21 CUMBERLAND		4793.3	142.1	299.8	0	497.8	0	0	5733
22 DAUPHIN		0	0	8.7	0	138	0	0	146.7
28 FRANKLIN		15461.4	4247.4	0	0	4105.3	0	0	23814.1
29 FULTON		43.5	0	0	0	7.1	0	0	50.6
50 PERRY		41.7	0	0	0	0	0	2.1	43.8
67 YORK		0	0	0	0	159.7	0	0	159.7
DC DISRICT OF COLUMBIA		3365.6	0	0	0	0	0	0	3365.6
MD MARYLAND		38097	347.5	0	0	791.5	0	0	39236
NJ NEW JERSEY		120.8	0	0	0	0	0	0	120.8
NY NEW YORK		53422.1	0	0	0	0	0	0	53422.1
WV WEST VIRGINIA		786.1	0	0	0	140.5	0	0	926.6
<b>Waste Totals:</b>		<b>120319.1</b>	<b>4852.9</b>	<b>308.5</b>	<b>0</b>	<b>7101.1</b>	<b>0</b>	<b>2.1</b>	<b>132583.7</b>



Commonwealth of Pennsylvania  
 Department of Environmental Protection  
 Bureau of Waste Management  
 Division of Reporting and Fee Collection

-----  
 Landfill Waste Receipts  
 in Tons (2000 lbs.) of Waste

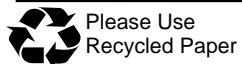
For Year:    Quarter:  
 2012       /       2

Disposal Facility: 100620, IMPERIAL LANDFILL

County/State that Generated Waste	Waste Type:	Municipal	Residual	Sewage Sludge	Infectious	Construction	Ash Residue	Asbestos	Total
02 ALLEGHENY		67726.7	27270.6	7491.3	0	22880.7	1166.2	1143.1	127678.6
04 BEAVER		2117.9	1153.1	0.2	0	200.9	0	202.9	3675
10 BUTLER		1061.7	0	35	0	162.1	0	152.1	1410.9
20 CRAWFORD		0	0	0	0	0	0	4.9	4.9
25 ERIE		0	0	0	0	0	0	1.4	1.4
30 GREENE		0	0	0	0	5.7	0	1.7	7.4
37 LAWRENCE		8.3	0	0	0	0	0	8.1	16.4
51 PHILADELPHIA		0	0	0	0	0	0	410.5	410.5
63 WASHINGTON		5079.6	373	108.9	0	1114.1	0	14.6	6690.2
65 WESTMORELAND		0	0	0	0	0	0	30.2	30.2
CT CONNECTICUT		21.2	0	0	0	0	0	312.1	333.3
DC DISRICT OF COLUMBIA		0	0	0	0	0	0	35.4	35.4
MA MASSACHUSETTS		0	0	0	0	0	0	229.9	229.9
MD MARYLAND		0	0	0	0	0	0	44.1	44.1
ME MAINE		0	0	0	0	0	0	12.2	12.2
NJ NEW JERSEY		0	0	0	0	0	0	79.7	79.7
NY NEW YORK		0	353.9	0	0	0	0	194	547.9
OH OHIO		1586.4	422.8	146.1	0	4.6	0	54.8	2214.7
RI RHODE ISLAND		0	0	0	0	0	0	128.5	128.5
VA VIRGINIA		0	0	0	0	0	0	219.9	219.9
VT VERMONT		0	0	0	0	0	0	35.8	35.8
WV WEST VIRGINIA		4414.1	5397.8	127.8	0	28.1	0	181.9	10149.7
<b>Waste Totals:</b>		<b>82015.9</b>	<b>34971.2</b>	<b>7909.3</b>	<b>0</b>	<b>24396.2</b>	<b>1166.2</b>	<b>3497.8</b>	<b>153956.6</b>

Disposal Facility: 101439, JOSEPH J BRUNNER INC LANDFILL

County/State that Generated Waste	Waste Type:	Municipal	Residual	Sewage Sludge	Infectious	Construction	Ash Residue	Asbestos	Total
02 ALLEGHENY		4923.1	154.6	274.8	0	0	0	0	5352.5
04 BEAVER		6087.1	1973.1	2144.4	0	0	0	66.5	10271.1
10 BUTLER		926.3	40.2	677.5	0	0	0	0	1644
37 LAWRENCE		75.9	0	35.9	0	0	0	0	111.8
<b>Waste Totals:</b>		<b>12012.4</b>	<b>2167.9</b>	<b>3132.6</b>	<b>0</b>	<b>0</b>	<b>0</b>	<b>66.5</b>	<b>17379.4</b>





Commonwealth of Pennsylvania  
Department of Environmental Protection  
Bureau of Waste Management  
Division of Reporting and Fee Collection

-----  
Landfill Waste Receipts  
in Tons (2000 lbs.) of Waste

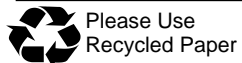
For Year:   Quarter:  
2012     /     2

Disposal Facility: 100663, KELLY RUN SANITATION INC LANDFILL

County/State that Generated Waste	Waste Type:	Municipal	Residual	Sewage Sludge	Infectious	Construction	Ash Residue	Asbestos	Total
02 ALLEGHENY		10970.3	6803.4	0	0	3584.3	0	0	21358
26 FAYETTE		603.9	64.1	225.6	0	248.1	0	0	1141.7
30 GREENE		100.8	0	0	0	7.2	0	0	108
63 WASHINGTON		927.5	104.6	138.3	0	269.2	0	0	1439.6
65 WESTMORELAND		1834.6	9.7	0	0	161.5	0	0	2005.8
<b>Waste Totals:</b>		<b>14437.1</b>	<b>6981.8</b>	<b>363.9</b>	<b>0</b>	<b>4270.3</b>	<b>0</b>	<b>0</b>	<b>26053.1</b>

Disposal Facility: 101247, KEYSTONE SANITARY LANDFILL

County/State that Generated Waste	Waste Type:	Municipal	Residual	Sewage Sludge	Infectious	Construction	Ash Residue	Asbestos	Total
08 BRADFORD		36.8	12095	0	0	0	0	0	12131.8
13 CARBON		4.2	0	0	0	0	0	0	4.2
35 LACKAWANNA		45886.2	1941.5	5581.8	0	3038.5	0	45.1	56493.1
39 LEHIGH		231.8	0	0	0	0	0	0	231.8
40 LUZERNE		29713.4	3118.2	3173.6	0	1578.7	0	8.2	37592.1
41 LYCOMING		0	8506.1	0	0	0	0	0	8506.1
45 MONROE		7454.9	459.7	526.5	0	584	0	0	9025.1
48 NORTHAMPTON		1380.7	0	263.9	0	181	0	0	1825.6
50 PERRY		1	0	0	0	0	0	0	1
51 PHILADELPHIA		188.1	0	0	0	0	0	0	188.1
52 PIKE		1469.2	36.8	16.6	0	176.3	0	1	1699.9
57 SULLIVAN		0	0	0	0	23.3	0	0	23.3
58 SUSQUEHANNA		3470.7	11772.7	171.9	0	307.9	0	0	15723.2
64 WAYNE		3695.8	10.9	177.8	0	716.1	0	0	4600.6
66 WYOMING		1541.8	212.3	110.7	0	6.1	0	0	1870.9
CT CONNECTICUT		1718.8	0	0	0	44.7	0	23.2	1786.7
NJ NEW JERSEY		30699.7	0	0	0	113.2	0	99.5	30912.4
NY NEW YORK		143513.9	0	0	0	447.8	0	0	143961.7
<b>Waste Totals:</b>		<b>271007</b>	<b>38153.2</b>	<b>10022.8</b>	<b>0</b>	<b>7217.6</b>	<b>0</b>	<b>177</b>	<b>326577.6</b>



Please Use  
Recycled Paper

Phone: 717-783-9258  
Printed: 5/14/2014

Also visit our Internet WWW Site at: <http://www.dep.state.pa.us>

DISCLAIMER: While care has been taken in the preparation of this report, there is no warranty or guarantee as to the data, calculation or content accuracy. The Commonwealth reserves the right to update or change any data or presentation format without notice or liability.

Commonwealth of Pennsylvania  
 Department of Environmental Protection  
 Bureau of Waste Management  
 Division of Reporting and Fee Collection

-----  
 Landfill Waste Receipts  
 in Tons (2000 lbs.) of Waste

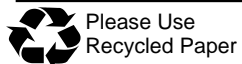
For Year:   Quarter:  
 2012     /     2

Disposal Facility: 100329, LAKE VIEW LANDFILL

County/State that Generated Waste	Waste Type:	Municipal	Residual	Sewage Sludge	Infectious	Construction	Ash Residue	Asbestos	Total
02 ALLEGHENY		0	0.5	0	0	0	0	0	0.5
20 CRAWFORD		2860.1	1251.2	911	0	259.4	0	3.1	5284.8
25 ERIE		39867.6	14025.4	2568	0	7928.8	664.8	42.4	65097
43 MERCER		4164.3	6.4	0	0	2.9	0	0	4173.6
61 VENANGO		0	11.5	0	0	0	0	0	11.5
62 WARREN		0	853.9	314.5	0	0	0	0	1168.4
OH OHIO		0.3	0	0	0	29.6	0	0	29.9
<b>Waste Totals:</b>		<b>46892.3</b>	<b>16148.9</b>	<b>3793.5</b>	<b>0</b>	<b>8220.7</b>	<b>664.8</b>	<b>45.5</b>	<b>75765.7</b>

Disposal Facility: 101534, LAUREL HIGHLANDS LANDFILL INC

County/State that Generated Waste	Waste Type:	Municipal	Residual	Sewage Sludge	Infectious	Construction	Ash Residue	Asbestos	Total
05 BEDFORD		3.2	0	0	0	0	0	0	3.2
07 BLAIR		6561.1	2378	2381.6	0	1417	0	0	12737.7
11 CAMBRIA		8005.8	8635.9	1377.8	0	1381.9	18.2	0	19419.6
17 CLEARFIELD		522.1	0	25.9	0	383.1	0	0	931.1
31 HUNTINGDON		1.7	214.3	0	40.1	0	0	0	256.1
32 INDIANA		284.7	25.8	0	0	68.2	26.5	0	405.2
33 JEFFERSON		55.7	0	0	0	0	0	0	55.7
44 MIFFLIN		11044.4	0	189.7	0	0	0	0	11234.1
56 SOMERSET		26.8	0	0	0	14.1	0	0	40.9
57 SULLIVAN		0	809.1	0	0	0	0	0	809.1
65 WESTMORELAND		98.6	195.9	0	0	0.7	0	0	295.2
<b>Waste Totals:</b>		<b>26604.1</b>	<b>12259</b>	<b>3975</b>	<b>40.1</b>	<b>3265</b>	<b>44.7</b>	<b>0</b>	<b>46187.9</b>



Please Use  
Recycled Paper

Phone: 717-783-9258  
 Printed: 5/14/2014

Also visit our Internet WWW Site at: <http://www.dep.state.pa.us>

DISCLAIMER: While care has been taken in the preparation of this report, there is no warranty or guarantee as to the data, calculation or content accuracy. The Commonwealth reserves the right to update or change any data or presentation format without notice or liability.

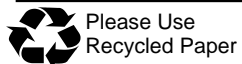
Commonwealth of Pennsylvania  
 Department of Environmental Protection  
 Bureau of Waste Management  
 Division of Reporting and Fee Collection

-----  
 Landfill Waste Receipts  
 in Tons (2000 lbs.) of Waste

For Year:    Quarter:  
 2012    /    2

Disposal Facility: 101389, LCSWMA FREY FARM LANDFILL

County/State that Generated Waste	Waste Type:	Municipal	Residual	Sewage Sludge	Infectious	Construction	Ash Residue	Asbestos	Total
21 CUMBERLAND		0	20.5	0	0	0	0	0	20.5
22 DAUPHIN		0	19.3	0	0	0	14200.1	0	14219.4
36 LANCASTER		3316.3	13786.7	1794.3	164.5	18209.8	21712.2	2	58985.8
38 LEBANON		0	236.8	0	0	0	0	0	236.8
50 PERRY		0	9.7	0	0	0	0	0	9.7
67 YORK		0	845.7	0	0	65.4	0	0	911.1
DE DELAWARE (ST)		0	23.1	0	0	0	0	0	23.1
<b>Waste Totals:</b>		<b>3316.3</b>	<b>14941.8</b>	<b>1794.3</b>	<b>164.5</b>	<b>18275.2</b>	<b>35912.3</b>	<b>2</b>	<b>74406.4</b>



Please Use  
Recycled Paper

Phone: 717-783-9258  
 Printed: 5/14/2014

Also visit our Internet WWW Site at: <http://www.dep.state.pa.us>

DISCLAIMER: While care has been taken in the preparation of this report, there is no warranty or guarantee as to the data, calculation or content accuracy. The Commonwealth reserves the right to update or change any data or presentation format without notice or liability.

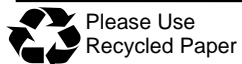
Commonwealth of Pennsylvania  
 Department of Environmental Protection  
 Bureau of Waste Management  
 Division of Reporting and Fee Collection

-----  
 Landfill Waste Receipts  
 in Tons (2000 lbs.) of Waste

For Year:    Quarter:  
 2012       /       2

Disposal Facility: 400592, LCSWMA RESOURCE RECOVERY FACILITY

County/State that Generated Waste	Waste Type:	Municipal	Residual	Sewage Sludge	Infectious	Construction	Ash Residue	Asbestos	Total
01 ADAMS		0	0	0	0	0	0	0	0
06 BERKS		0	188.6	0	0	0	0	0	188.6
07 BLAIR		0	15.3	0	0	0	0	0	15.3
09 BUCKS		0	817.5	0	0	0	0	0	817.5
11 CAMBRIA		0	18.8	0	0	0	0	0	18.8
13 CARBON		0	11.9	0	0	0	0	0	11.9
14 CENTRE		0	12.4	0	0	0	0	0	12.4
15 CHESTER		0	113	0	0	0	0	0	113
18 CLINTON		0	3.6	0	0	0	0	0	3.6
21 CUMBERLAND		0	5.2	0	0	0	0	0	5.2
22 DAUPHIN		240.6	1294.1	0	0	0	0	0	1534.7
23 DELAWARE		0	11.7	0	0	0	0	0	11.7
36 LANCASTER		79483	6460.8	718.8	0	147.9	0	0	86810.5
38 LEBANON		0	376.8	0	0	0	0	0	376.8
39 LEHIGH		0	510.3	0	0	0	0	0	510.3
45 MONROE		0	883.1	0	0	0	0	0	883.1
46 MONTGOMERY		0	230.6	0	0	0	0	0	230.6
47 MONTOUR		0	4.5	0	0	0	0	0	4.5
48 NORTHAMPTON		0	40.1	0	0	0	0	0	40.1
49 NORTHUMBERLAND		0	63.1	0	0	0	0	0	63.1
51 PHILADELPHIA		0	55.1	0	0	0	0	0	55.1
54 SCHUYLKILL		0	86.2	0	0	0	0	0	86.2
55 SNYDER		0	7.6	0	0	0	0	0	7.6
66 WYOMING		0	1265.4	0	0	0	0	0	1265.4
67 YORK		0	36	0	0	0	0	0	36
CT CONNECTICUT		0	8.8	0	0	0	0	0	8.8
DE DELAWARE (ST)		0	176.4	0	0	0	0	0	176.4
FL FLORIDA		0	87.4	0	0	0	0	0	87.4
IL ILLINOIS		0	39.8	0	0	0	0	0	39.8
IN INDIANA		0	2.3	0	0	0	0	0	2.3
LA LOUISIANA		0	9.6	0	0	0	0	0	9.6
MD MARYLAND		20.4	142	0	0	0	0	0	162.4
MO MISSOURI		0	60.3	0	0	0	0	0	60.3
MS MISSISSIPPI		0	980.2	0	0	0	0	0	980.2
NC NORTH CAROLINA		0	185.8	0	0	0	0	0	185.8



Commonwealth of Pennsylvania  
 Department of Environmental Protection  
 Bureau of Waste Management  
 Division of Reporting and Fee Collection

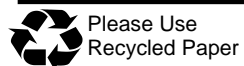
-----  
 Landfill Waste Receipts  
 in Tons (2000 lbs.) of Waste

For Year:    Quarter:  
 2012       /       2

NJ NEW JERSEY	0	625.7	0	0	0	0	0	0	625.7
NY NEW YORK	0	123.3	0	0	0	0	0	0	123.3
PR PUERTO RICO	0	43.4	0	0	0	0	0	0	43.4
VA VIRGINIA	0	374.2	0	0	0	0	0	0	374.2
<b>Waste Totals:</b>	<b>79744</b>	<b>15370.9</b>	<b>718.8</b>	<b>0</b>	<b>147.9</b>	<b>0</b>	<b>0</b>	<b>0</b>	<b>95981.6</b>

Disposal Facility: 100963, LYCOMING COUNTY RESOURCE MANAGEMENT SERVICES LANDFILL

County/State that Generated Waste	Waste Type:	Municipal	Residual	Sewage Sludge	Infectious	Construction	Ash Residue	Asbestos	Total
19 COLUMBIA		14911.4	3974.3	1534.4	0	1633.3	0	169.6	22223
21 CUMBERLAND		0	10.3	0	0	0	0	0	10.3
22 DAUPHIN		0	59.8	0	0	0	0	0	59.8
34 JUNIATA		1.3	84.4	0	0	13	0	0	98.7
35 LACKAWANNA		6.2	0	0	0	0	0	0	6.2
37 LAWRENCE		0	0	0	0	0	0	5.1	5.1
38 LEBANON		0	4.8	0	0	0	0	0	4.8
39 LEHIGH		0	0.2	0	0	0	0	0	0.2
40 LUZERNE		7.7	244.8	0	0	0	0	99.7	352.2
41 LYCOMING		16229	6154.4	2276.9	75.1	578.6	571.2	5.3	25890.5
44 MIFFLIN		0	0	0	0	4.5	0	0	4.5
45 MONROE		7.4	0	0	0	0	0	0	7.4
46 MONTGOMERY		0	0	0	0	0	0	6.2	6.2
47 MONTOUR		2361.8	489.7	1140.9	260.3	233	0	9.3	4495
49 NORTHUMBERLAND		9133.2	3166.1	3862.5	0	378.4	0	2.8	16543
50 PERRY		36.3	0	0	0	0.6	0	0	36.9
54 SCHUYLKILL		22.6	0.5	22.2	0	0	0	0	45.3
55 SNYDER		4393	1098.8	270.8	0	347.7	12.2	0	6122.5
57 SULLIVAN		23.6	0	0	0	0	0	0	23.6
59 TIOGA		5.7	0.2	0	0	0	0	0	5.9
60 UNION		6849	1894.5	1137.8	0	595.2	0	7.2	10483.7
66 WYOMING		0	9.7	0	0	0	0	0	9.7
67 YORK		0	1.7	0	0	0	0	0	1.7
NJ NEW JERSEY		0	0	0	0	0	0	74	74
<b>Waste Totals:</b>		<b>53988.2</b>	<b>17194.2</b>	<b>10245.5</b>	<b>335.4</b>	<b>3784.3</b>	<b>583.4</b>	<b>379.2</b>	<b>86510.2</b>



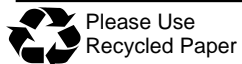
Commonwealth of Pennsylvania  
 Department of Environmental Protection  
 Bureau of Waste Management  
 Division of Reporting and Fee Collection

-----  
 Landfill Waste Receipts  
 in Tons (2000 lbs.) of Waste

For Year:    Quarter:  
 2012       /       2

Disposal Facility: 100113, MODERN LANDFILL

County/State that Generated Waste	Waste Type:	Municipal	Residual	Sewage Sludge	Infectious	Construction	Ash Residue	Asbestos	Total
01 ADAMS		655	358.5	64	0	225.7	0	0	1303.2
06 BERKS		0	543.3	0	0	0	0	0	543.3
15 CHESTER		0	24.1	0	0	0	0	0	24.1
21 CUMBERLAND		6900.4	372.8	0	22.9	62.9	0	0	7359
22 DAUPHIN		23.1	2517.6	319	351.2	4946.4	0	0	8157.3
23 DELAWARE		0	34.6	0	0	0	0	0	34.6
28 FRANKLIN		0	8.3	0	0	0	0	0	8.3
36 LANCASTER		0	12113.4	0	0	0	0	0	12113.4
38 LEBANON		0	3341.9	0	0	0	0	2.1	3344
39 LEHIGH		0	43.1	0	0	0	0	0	43.1
40 LUZERNE		0	110.8	0	0	0	0	0	110.8
45 MONROE		0	82.2	0	0	0	0	0	82.2
46 MONTGOMERY		4438.6	0	0	0	8565	0	6.1	13009.7
50 PERRY		0	70.9	0	0	0	0	0	70.9
51 PHILADELPHIA		104937.7	0	0	0	3805.7	0	73.9	108817.3
54 SCHUYLKILL		0	112.3	0	0	0	0	0	112.3
67 YORK		211.2	70714.2	666.4	0	9941.7	0	51.7	81585.2
CT CONNECTICUT		0	1192.8	0	0	0	0	613.6	1806.4
DE DELAWARE (ST)		0	1201.2	0	0	0	0	21.1	1222.3
MA MASSACHUSETTS		0	26.6	0	0	0	0	0	26.6
MD MARYLAND		20.6	5047.2	259	5715	18.8	515.7	1024.7	12601
NJ NEW JERSEY		17989.5	17.8	0	0	0	37.1	0	18044.4
NY NEW YORK		0	18.2	0	0	0	0	0	18.2
VA VIRGINIA		0	216.8	0	0	0	0	0	216.8
WV WEST VIRGINIA		0	18	0	0	0	0	0	18
<b>Waste Totals:</b>		<b>135176.1</b>	<b>98186.6</b>	<b>1308.4</b>	<b>6089.1</b>	<b>27566.2</b>	<b>552.8</b>	<b>1793.2</b>	<b>270672.4</b>



Commonwealth of Pennsylvania  
 Department of Environmental Protection  
 Bureau of Waste Management  
 Division of Reporting and Fee Collection

-----  
 Landfill Waste Receipts  
 in Tons (2000 lbs.) of Waste

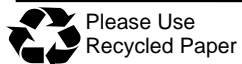
For Year:    Quarter:  
 2012    /    2

Disposal Facility: 100594, MONROEVILLE LANDFILL

County/State that Generated Waste	Waste Type:	Municipal	Residual	Sewage Sludge	Infectious	Construction	Ash Residue	Asbestos	Total
02 ALLEGHENY		60803.7	32082.4	2371.3	1805.2	7026	264.9	0	104353.5
03 ARMSTRONG		258.4	539.9	0	0	47.6	0	0	845.9
10 BUTLER		219	36.7	0	0	12.8	0	0	268.5
65 WESTMORELAND		933.7	138.2	0	0	595.8	0	0	1667.7
<b>Waste Totals:</b>		<b>62214.8</b>	<b>32797.2</b>	<b>2371.3</b>	<b>1805.2</b>	<b>7682.2</b>	<b>264.9</b>	<b>0</b>	<b>107135.6</b>

Disposal Facility: 101571, MOSTOLLER LANDFILL INC

County/State that Generated Waste	Waste Type:	Municipal	Residual	Sewage Sludge	Infectious	Construction	Ash Residue	Asbestos	Total
05 BEDFORD		128.4	312.7	131.8	0	11.5	0	0	584.4
07 BLAIR		18167	41.1	83.2	0	386.3	0	0	18677.6
11 CAMBRIA		9423.2	16.6	192.2	0	1615	0	0	11247
18 CLINTON		0	4.7	0	0	0	0	0	4.7
31 HUNTINGDON		0	77.3	0	0	0	0	0	77.3
39 LEHIGH		276.9	0	0	0	0	0	0	276.9
56 SOMERSET		5896.8	46.9	1379.9	0	1614.3	0	7.5	8945.4
57 SULLIVAN		0	0	0	0	0.7	0	0	0.7
58 SUSQUEHANNA		0	1627.5	0	0	0	0	0	1627.5
59 TIOGA		0	1741	0	0	0	0	0	1741
65 WESTMORELAND		3887.7	21.9	0	0	19.5	0	0	3929.1
MD MARYLAND		11484.1	80.1	0	0	149.4	0	0	11713.6
WV WEST VIRGINIA		314.3	8.3	0	0	0	0	0	322.6
<b>Waste Totals:</b>		<b>49578.4</b>	<b>3978.1</b>	<b>1787.1</b>	<b>0</b>	<b>3796.7</b>	<b>0</b>	<b>7.5</b>	<b>59147.8</b>



Please Use  
Recycled Paper

Phone: 717-783-9258  
 Printed: 5/14/2014

Also visit our Internet WWW Site at: <http://www.dep.state.pa.us>

DISCLAIMER: While care has been taken in the preparation of this report, there is no warranty or guarantee as to the data, calculation or content accuracy. The Commonwealth reserves the right to update or change any data or presentation format without notice or liability.

Commonwealth of Pennsylvania  
 Department of Environmental Protection  
 Bureau of Waste Management  
 Division of Reporting and Fee Collection

-----  
 Landfill Waste Receipts  
 in Tons (2000 lbs.) of Waste

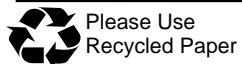
For Year:    Quarter:  
 2012       /       2

Disposal Facility: 101100, MOUNTAIN VIEW RECLAMATION LANDFILL

County/State that Generated Waste	Waste Type:	Municipal	Residual	Sewage Sludge	Infectious	Construction	Ash Residue	Asbestos	Total
01 ADAMS		4147.3	817.7	71.8	0	617.5	0	0	5654.3
21 CUMBERLAND		3926.5	213.5	3.3	0	1192.7	0	0	5336
22 DAUPHIN		563.6	6729.6	229.2	0	2059.7	0	0	9582.1
28 FRANKLIN		5984.3	1683.1	385.7	0	1661.7	0	0	9714.8
29 FULTON		57.4	656.1	0	0	6.4	0	0	719.9
49 NORTHUMBERLAND		453.2	0	0	0	0	0	0	453.2
50 PERRY		355.7	0	0	0	100.8	0	0	456.5
54 SCHUYLKILL		0	357.8	0	0	0	0	0	357.8
67 YORK		0	0	230.8	0	341.1	0	0	571.9
MD MARYLAND		33014.6	322.9	222.5	0	314.2	0	0	33874.2
WV WEST VIRGINIA		7016.1	128.6	0	0	144.4	0	32.1	7321.2
<b>Waste Totals:</b>		<b>55518.7</b>	<b>10909.3</b>	<b>1143.3</b>	<b>0</b>	<b>6438.5</b>	<b>0</b>	<b>32.1</b>	<b>74041.9</b>

Disposal Facility: 100585, NORTHWEST SANITARY LANDFILL

County/State that Generated Waste	Waste Type:	Municipal	Residual	Sewage Sludge	Infectious	Construction	Ash Residue	Asbestos	Total
02 ALLEGHENY		864.7	12.2	0	0	104.7	0	0	981.6
03 ARMSTRONG		1675.3	884.8	0	0	44.8	0	0	2604.9
04 BEAVER		8.4	1.2	27	0	0	0	0	36.6
10 BUTLER		6785.7	8022.9	1888.4	0	623.3	0	33	17353.3
16 CLARION		278.8	373.9	29.5	0	19.7	0	0	701.9
20 CRAWFORD		105.4	55.7	0	0	9.3	0	0	170.4
25 ERIE		0	83.3	0	0	0	0	0	83.3
32 INDIANA		0	37.6	0	0	0	0	0	37.6
33 JEFFERSON		0	16.9	0	0	0	0	0	16.9
37 LAWRENCE		3708.3	773.6	0	0	0	0	0	4481.9
41 LYCOMING		0	0.5	0	0	0	0	0	0.5
43 MERCER		1297	18.2	32.2	0	296	0	0	1643.4
61 VENANGO		596.9	555.8	77.2	0	254.8	0	0	1484.7
<b>Waste Totals:</b>		<b>15320.5</b>	<b>10836.6</b>	<b>2054.3</b>	<b>0</b>	<b>1352.6</b>	<b>0</b>	<b>33</b>	<b>29597</b>



Please Use  
Recycled Paper

Phone: 717-783-9258  
 Printed: 5/14/2014

Also visit our Internet WWW Site at: <http://www.dep.state.pa.us>

DISCLAIMER: While care has been taken in the preparation of this report, there is no warranty or guarantee as to the data, calculation or content accuracy. The Commonwealth reserves the right to update or change any data or presentation format without notice or liability.



Commonwealth of Pennsylvania  
 Department of Environmental Protection  
 Bureau of Waste Management  
 Division of Reporting and Fee Collection

-----  
 Landfill Waste Receipts  
 in Tons (2000 lbs.) of Waste

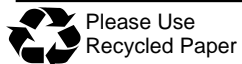
For Year:   Quarter:  
 2012     /     2

Disposal Facility: 100346, PIONEER CROSSING LANDFILL

County/State that Generated Waste	Waste Type:	Municipal	Residual	Sewage Sludge	Infectious	Construction	Ash Residue	Asbestos	Total
06 BERKS		11419.9	5578.4	3924.2	82.3	686.8	0	0	21691.6
09 BUCKS		847.9	0	275.8	112.2	10.2	0	0	1246.1
15 CHESTER		491	148.4	0	0	65.7	0	0	705.1
21 CUMBERLAND		7.3	0	0	0	0	0	0	7.3
22 DAUPHIN		0	0.6	0	0	0	0	0	0.6
23 DELAWARE		0	9	0	2	3	0	3.5	17.5
36 LANCASTER		279.4	0	0	0	0	0	0	279.4
38 LEBANON		0	311.3	0	0	0	0	0	311.3
39 LEHIGH		12093.5	587.6	0	79.3	53	0	0	12813.4
46 MONTGOMERY		30486.8	2577.3	1491.2	0.4	180.1	331.3	0	35067.1
48 NORTHAMPTON		2.4	125.2	0	0	20.1	0	0	147.7
51 PHILADELPHIA		8.4	45.4	0	606.3	121.3	0	0	781.4
NJ NEW JERSEY		0	26.4	746.8	0	0	0	0	773.2
NY NEW YORK		0	92.8	0	955.5	0	0	0	1048.3
<b>Waste Totals:</b>		<b>55636.6</b>	<b>9502.4</b>	<b>6438</b>	<b>1838</b>	<b>1140.2</b>	<b>331.3</b>	<b>3.5</b>	<b>74890</b>

Disposal Facility: 101069, S.E.C.C.R.A. LANDFILL

County/State that Generated Waste	Waste Type:	Municipal	Residual	Sewage Sludge	Infectious	Construction	Ash Residue	Asbestos	Total
15 CHESTER		19741.6	716.8	277.6	0	6018.3	0	0	26754.3
<b>Waste Totals:</b>		<b>19741.6</b>	<b>716.8</b>	<b>277.6</b>	<b>0</b>	<b>6018.3</b>	<b>0</b>	<b>0</b>	<b>26754.3</b>



Please Use  
Recycled Paper

Phone: 717-783-9258  
 Printed: 5/14/2014

Also visit our Internet WWW Site at: <http://www.dep.state.pa.us>

DISCLAIMER: While care has been taken in the preparation of this report, there is no warranty or guarantee as to the data, calculation or content accuracy. The Commonwealth reserves the right to update or change any data or presentation format without notice or liability.

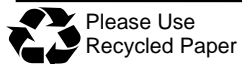
Commonwealth of Pennsylvania  
 Department of Environmental Protection  
 Bureau of Waste Management  
 Division of Reporting and Fee Collection

-----  
 Landfill Waste Receipts  
 in Tons (2000 lbs.) of Waste

For Year:    Quarter:  
 2012       /       2

Disposal Facility: 101538, SANDY RUN LANDFILL INC.

County/State that Generated Waste	Waste Type:	Municipal	Residual	Sewage Sludge	Infectious	Construction	Ash Residue	Asbestos	Total
05 BEDFORD		6596.1	312.4	0	0	181.7	0	0	7090.2
07 BLAIR		1344.8	377.2	0	0	313.8	0	0	2035.8
15 CHESTER		0	0	0	0	4696.4	0	0	4696.4
21 CUMBERLAND		1.9	0	0	0	4558.4	0	0	4560.3
22 DAUPHIN		0	68.8	0	0	0	0	0	68.8
28 FRANKLIN		784.8	0	0	0	0	0	0	784.8
29 FULTON		1431.4	0	0	0	161.4	0	0	1592.8
31 HUNTINGDON		6178.2	0	0	0	3.3	0	0	6181.5
34 JUNIATA		46.3	0	0	0	0	0	0	46.3
39 LEHIGH		648.5	0	0	0	0	0	0	648.5
44 MIFFLIN		306.6	0	0	0	90.6	0	0	397.2
48 NORTHAMPTON		23.6	0	0	0	44	0	0	67.6
50 PERRY		0	47.7	0	0	0	0	0	47.7
56 SOMERSET		3.5	0	0	0	0	0	0	3.5
MD MARYLAND		10107.3	1880.1	0	0	0	0	0	11987.4
<b>Waste Totals:</b>		<b>27473</b>	<b>2686.2</b>	<b>0</b>	<b>0</b>	<b>10049.6</b>	<b>0</b>	<b>0</b>	<b>40208.8</b>



Please Use  
Recycled Paper

Phone: 717-783-9258  
 Printed: 5/14/2014

Also visit our Internet WWW Site at: <http://www.dep.state.pa.us>

DISCLAIMER: While care has been taken in the preparation of this report, there is no warranty or guarantee as to the data, calculation or content accuracy. The Commonwealth reserves the right to update or change any data or presentation format without notice or liability.

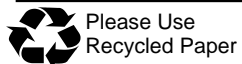
Commonwealth of Pennsylvania  
 Department of Environmental Protection  
 Bureau of Waste Management  
 Division of Reporting and Fee Collection

-----  
 Landfill Waste Receipts  
 in Tons (2000 lbs.) of Waste

For Year:    Quarter:  
 2012       /       2

Disposal Facility: 100403, SENECA LANDFILL INC

County/State that Generated Waste	Waste Type:	Municipal	Residual	Sewage Sludge	Infectious	Construction	Ash Residue	Asbestos	Total
02 ALLEGHENY		18217	13347	1191.8	0	1522	0	0	34277.8
03 ARMSTRONG		729.2	136.3	171	0	223.5	0	0	1260
04 BEAVER		6615.3	5947.2	0	0	124.4	0	0	12686.9
10 BUTLER		21026.4	7616.4	1603	0	1905.9	0	0	32151.7
11 CAMBRIA		5.5	0	0	0	0	0	0	5.5
16 CLARION		0	20.5	11.1	0	0	0	0	31.6
20 CRAWFORD		0	93.9	51.1	0	0	0	0	145
25 ERIE		0	20.1	60.3	0	0	0	0	80.4
27 FOREST		0	0	59.9	0	0	0	0	59.9
32 INDIANA		0	296.9	0	0	0	0	0	296.9
33 JEFFERSON		0	0	0	0	0	0	0	0
37 LAWRENCE		767.4	756.8	0	0	53.4	0	0	1577.6
43 MERCER		34194.3	1732.2	143.5	0	79.3	0	0	36149.3
61 VENANGO		8	386.7	366.7	0	46.8	0	0	808.2
63 WASHINGTON		21	0	455.7	0	4.6	0	0	481.3
65 WESTMORELAND		403.2	87	889.7	0	32.8	0	0	1412.7
OH OHIO		281.2	18.2	0	0	2.6	0	0	302
<b>Waste Totals:</b>		<b>82268.5</b>	<b>30459.2</b>	<b>5003.8</b>	<b>0</b>	<b>3995.3</b>	<b>0</b>	<b>0</b>	<b>121726.8</b>



Please Use  
Recycled Paper

Phone: 717-783-9258  
 Printed: 5/14/2014

Also visit our Internet WWW Site at: <http://www.dep.state.pa.us>

DISCLAIMER: While care has been taken in the preparation of this report, there is no warranty or guarantee as to the data, calculation or content accuracy. The Commonwealth reserves the right to update or change any data or presentation format without notice or liability.

Commonwealth of Pennsylvania  
 Department of Environmental Protection  
 Bureau of Waste Management  
 Division of Reporting and Fee Collection

-----  
 Landfill Waste Receipts  
 in Tons (2000 lbs.) of Waste

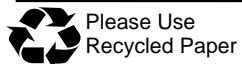
For Year:    Quarter:  
 2012       /       2

Disposal Facility: 101421, SHADE LANDFILL

County/State that Generated Waste	Waste Type:	Municipal	Residual	Sewage Sludge	Infectious	Construction	Ash Residue	Asbestos	Total
05 BEDFORD		28.9	22.7	0	0	0.4	0	0	52
06 BERKS		0	0	0	0	0	0	26.7	26.7
07 BLAIR		0	964.3	0	0	0	0	0	964.3
11 CAMBRIA		29.7	0	0	0	58.1	0	0	87.8
14 CENTRE		22611.7	132.5	0	0	0	0	0	22744.2
40 LUZERNE		0	0	0	0	0	0	9.7	9.7
46 MONTGOMERY		0	0	0	0	0	0	27	27
56 SOMERSET		1164.4	1093.6	0	0	57.1	0	0	2315.1
CT CONNECTICUT		48	0	0	0	0	0	0	48
MD MARYLAND		0	0	0	0	0	0	10.7	10.7
NJ NEW JERSEY		0	0	0	0	0	0	20.4	20.4
NY NEW YORK		0	0	0	0	0	0	16	16
<b>Waste Totals:</b>		<b>23882.7</b>	<b>2213.1</b>	<b>0</b>	<b>0</b>	<b>115.6</b>	<b>0</b>	<b>110.5</b>	<b>26321.9</b>

Disposal Facility: 100592, SOUTH HILLS LANDFILL INC

County/State that Generated Waste	Waste Type:	Municipal	Residual	Sewage Sludge	Infectious	Construction	Ash Residue	Asbestos	Total
02 ALLEGHENY		12597.6	12801	659.7	0	4282.1	0	0	30340.4
26 FAYETTE		0	213.6	0	0	8.5	0	0	222.1
30 GREENE		0	904	0	0	0	0	0	904
63 WASHINGTON		2177.8	9077.6	0	0	366.8	0	0	11622.2
65 WESTMORELAND		27.3	0	0	0	14.2	0	0	41.5
WV WEST VIRGINIA		0	1281.3	0	0	0	0	0	1281.3
<b>Waste Totals:</b>		<b>14802.7</b>	<b>24277.5</b>	<b>659.7</b>	<b>0</b>	<b>4671.6</b>	<b>0</b>	<b>0</b>	<b>44411.5</b>



Please Use  
Recycled Paper

Phone: 717-783-9258  
 Printed: 5/14/2014

Also visit our Internet WWW Site at: <http://www.dep.state.pa.us>

DISCLAIMER: While care has been taken in the preparation of this report, there is no warranty or guarantee as to the data, calculation or content accuracy. The Commonwealth reserves the right to update or change any data or presentation format without notice or liability.

Commonwealth of Pennsylvania  
 Department of Environmental Protection  
 Bureau of Waste Management  
 Division of Reporting and Fee Collection

-----  
 Landfill Waste Receipts  
 in Tons (2000 lbs.) of Waste

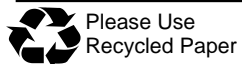
For Year:    Quarter:  
 2012       /       2

Disposal Facility: 100081, SOUTHERN ALLEGHENIES LANDFILL INC

County/State that Generated Waste	Waste Type:	Municipal	Residual	Sewage Sludge	Infectious	Construction	Ash Residue	Asbestos	Total
05 BEDFORD		105.3	121.7	0	0	0.7	0	34	261.7
07 BLAIR		79.3	5.2	0	0	1.5	0	0	86
11 CAMBRIA		7880.1	2301.4	202.5	0	1228.1	0	98.4	11710.5
14 CENTRE		0	0	0	0	0	0	26.7	26.7
26 FAYETTE		0	105	0	0	0	0	0	105
32 INDIANA		4.3	0	0	0	0	0	0	4.3
56 SOMERSET		4697.7	627.6	107.8	0	384.2	0	0	5817.3
58 SUSQUEHANNA		0	29.9	0	0	0	0	0	29.9
65 WESTMORELAND		43.5	1431.4	0	0	6	0	6.7	1487.6
MD MARYLAND		0	0	0	0	0	0	48.5	48.5
NJ NEW JERSEY		0	0	0	0	0	0	4.4	4.4
NY NEW YORK		0	0	0	0	0	0	126.6	126.6
<b>Waste Totals:</b>		<b>12810.2</b>	<b>4622.2</b>	<b>310.3</b>	<b>0</b>	<b>1620.5</b>	<b>0</b>	<b>345.3</b>	<b>19708.5</b>

Disposal Facility: 100277, TERVITA SANITARY LANDFILL

County/State that Generated Waste	Waste Type:	Municipal	Residual	Sewage Sludge	Infectious	Construction	Ash Residue	Asbestos	Total
02 ALLEGHENY		11595.1	53.1	2584.6	0	3847	0	0	18079.8
04 BEAVER		0	79.5	0	0	0	0	0	79.5
10 BUTLER		0	0	0	0	4.9	0	0	4.9
26 FAYETTE		1949.4	5010	93.1	0	2589	0	0	9641.5
30 GREENE		1198.1	11206.8	0	0	418.9	0	0	12823.8
32 INDIANA		0	23	0	0	0	0	0	23
42 MCKEAN		0	4.9	0	0	0	0	0	4.9
54 SCHUYLKILL		0	0	0	0	0.9	0	0	0.9
56 SOMERSET		0	3.2	0	0	0	0	0	3.2
63 WASHINGTON		8068.5	13917.2	257.4	0	3133.5	0	0	25376.6
65 WESTMORELAND		5998.9	4440.5	421.6	0	3684.8	0	244	14789.8
NJ NEW JERSEY		255.4	0	0	0	0	0	0	255.4
OH OHIO		0	618.6	0	0	0	0	0	618.6
WV WEST VIRGINIA		35.5	7833.5	0	0	120.3	0	0	7989.3
<b>Waste Totals:</b>		<b>29100.9</b>	<b>43190.3</b>	<b>3356.7</b>	<b>0</b>	<b>13799.3</b>	<b>0</b>	<b>244</b>	<b>89691.2</b>



Commonwealth of Pennsylvania  
 Department of Environmental Protection  
 Bureau of Waste Management  
 Division of Reporting and Fee Collection

-----  
 Landfill Waste Receipts  
 in Tons (2000 lbs.) of Waste

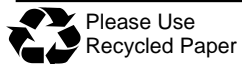
For Year:    Quarter:  
 2012       /       2

Disposal Facility: 101494, TULLYTOWN RESOURCE RECOVERY FACILITY

County/State that Generated Waste	Waste Type:	Municipal	Residual	Sewage Sludge	Infectious	Construction	Ash Residue	Asbestos	Total
06 BERKS		5.1	0	0	0	0	0	0	5.1
09 BUCKS		9229.4	22988	2227.8	174.5	1363.3	36300.9	17.9	72301.8
13 CARBON		3	0	0	0	0	0	0	3
15 CHESTER		0	85.3	6.4	133.6	0	0	0	225.3
23 DELAWARE		2855.7	123.3	761.3	476.1	27.3	159.2	0	4402.9
39 LEHIGH		94.1	0	0	0	39.3	0	0.6	134
46 MONTGOMERY		6270.5	5448.7	1785.9	148.9	650.9	71.7	17.3	14393.9
48 NORTHAMPTON		0	0	0	0	0	0	6.3	6.3
51 PHILADELPHIA		26633.8	5346.8	9872.2	1164.4	109.1	0	52.3	43178.6
CT CONNECTICUT		0	114.7	0	0	0	0	0	114.7
DE DELAWARE (ST)		0	2124.1	0	0	0	0	9.1	2133.2
MD MARYLAND		0	5.7	0	0	0	0	0	5.7
MN MINNESOTA		0	21.1	0	0	0	0	0	21.1
NJ NEW JERSEY		130119.7	21988.5	6344.6	0	30430.3	13112.8	1117.6	203113.5
NY NEW YORK		139251.6	2314.8	8856.4	9.3	3292.1	0	417.7	154141.9
VA VIRGINIA		0	0	0	0	0	0	3.4	3.4
<b>Waste Totals:</b>		<b>314462.9</b>	<b>60561</b>	<b>29854.6</b>	<b>2106.8</b>	<b>35912.3</b>	<b>49644.6</b>	<b>1642.2</b>	<b>494184.4</b>

Disposal Facility: 100280, VALLEY LANDFILL

County/State that Generated Waste	Waste Type:	Municipal	Residual	Sewage Sludge	Infectious	Construction	Ash Residue	Asbestos	Total
02 ALLEGHENY		9372.8	27788.6	371.5	0	3981.7	2408	42.1	43964.7
03 ARMSTRONG		1812.9	0	0	0	64.2	0	0	1877.1
07 BLAIR		0	5.4	0	0	0	0	0	5.4
10 BUTLER		179.7	0	0	0	37.6	0	0.5	217.8
26 FAYETTE		171.3	35.4	0	0	0	0	0	206.7
32 INDIANA		0	267.4	0	0	0	5491.5	0	5758.9
65 WESTMORELAND		25412	9443.4	1007.9	0	11758.8	0	31.1	47653.2
WV WEST VIRGINIA		0	0	0	0	0	0	3.6	3.6
<b>Waste Totals:</b>		<b>36948.7</b>	<b>37540.2</b>	<b>1379.4</b>	<b>0</b>	<b>15842.3</b>	<b>7899.5</b>	<b>77.3</b>	<b>99687.4</b>



Commonwealth of Pennsylvania  
 Department of Environmental Protection  
 Bureau of Waste Management  
 Division of Reporting and Fee Collection

Landfill Waste Receipts  
 in Tons (2000 lbs.) of Waste

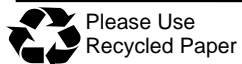
For Year: 2012 / Quarter: 2

Disposal Facility: 100739, WESTERN BERKS COMMUNITY LANDFILL

County/State that Generated Waste	Waste Type:	Municipal	Residual	Sewage Sludge	Infectious	Contruccion	Ash Residue	Asbestos	Total
06 BERKS		12549.7	9575.5	0	0	1094.9	0	3.2	23223.3
09 BUCKS		3125.9	9.2	0	0	70.1	0	0	3205.2
15 CHESTER		4.2	145.3	0	0	0	0	0	149.5
39 LEHIGH		5018.2	0	0	0	0	0	0	5018.2
46 MONTGOMERY		10153.4	253	134.5	0	175.8	0	0	10716.7
48 NORTHAMPTON		574	1273.4	364.2	0	0	0	0	2211.6
54 SCHUYLKILL		0	0	0	0	1	0	0	1
NJ NEW JERSEY		0	894.2	1107	0	0	0	0	2001.2
<b>Waste Totals:</b>		<b>31425.4</b>	<b>12150.6</b>	<b>1605.7</b>	<b>0</b>	<b>1341.8</b>	<b>0</b>	<b>3.2</b>	<b>46526.7</b>

Disposal Facility: 400633, WHEELABRATOR FALLS INC

County/State that Generated Waste	Waste Type:	Municipal	Residual	Sewage Sludge	Infectious	Contruccion	Ash Residue	Asbestos	Total
06 BERKS		0	0	0	0	1.8	0	0	1.8
09 BUCKS		34402.9	195.6	0	0	4201.2	0	0	38799.7
15 CHESTER		0	129.1	0	0	0	0	0	129.1
21 CUMBERLAND		0	80.4	0	0	0	0	0	80.4
22 DAUPHIN		0	1.1	0	0	0	0	0	1.1
35 LACKAWANNA		0	144.9	0	0	0	0	0	144.9
38 LEBANON		0	482.3	0	0	0	0	0	482.3
40 LUZERNE		0	7.4	0	0	0	0	0	7.4
46 MONTGOMERY		16.9	19.9	0	0	40	0	0	76.8
51 PHILADELPHIA		66652	169.4	0	0	6866.1	0	0	73687.5
67 YORK		0	386.7	0	0	0	0	0	386.7
DE DELAWARE (ST)		0	1.2	0	0	0	0	0	1.2
KY KENTUCKY		0	6.1	0	0	0	0	0	6.1
MI MICHIGAN		0	18.3	0	0	0	0	0	18.3
NJ NEW JERSEY		16142.7	891.4	0	0	172.8	0	0	17206.9
NY NEW YORK		0	45.7	0	0	0	0	0	45.7
<b>Waste Totals:</b>		<b>117214.5</b>	<b>2579.5</b>	<b>0</b>	<b>0</b>	<b>11281.9</b>	<b>0</b>	<b>0</b>	<b>131075.9</b>



Please Use  
Recycled Paper

Phone: 717-783-9258  
 Printed: 5/14/2014

Also visit our Internet WWW Site at: <http://www.dep.state.pa.us>

DISCLAIMER: While care has been taken in the preparation of this report, there is no warranty or guarantee as to the data, calculation or content accuracy. The Commonwealth reserves the right to update or change any data or presentation format without notice or liability.

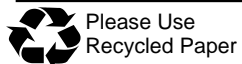
Commonwealth of Pennsylvania  
 Department of Environmental Protection  
 Bureau of Waste Management  
 Division of Reporting and Fee Collection

-----  
 Landfill Waste Receipts  
 in Tons (2000 lbs.) of Waste

For Year:    Quarter:  
 2012       /    2

Disposal Facility: 400561, YORK COUNTY RESOURCE RECOVERY CENTER

County/State that Generated Waste	Waste Type:	Municipal	Residual	Sewage Sludge	Infectious	Construction	Ash Residue	Asbestos	Total
01 ADAMS		2509.3	260.7	0	0	0	0	0	2770
06 BERKS		0	0.5	0	0	0	0	0	0.5
21 CUMBERLAND		8973.6	0	0	0	0	0	0	8973.6
22 DAUPHIN		4312.5	11.8	0	0	0	0	0	4324.3
35 LACKAWANNA		0	8.8	0	0	0	0	0	8.8
44 MIFFLIN		0	76.3	0	0	0	0	0	76.3
51 PHILADELPHIA		4956.8	0	0	0	0	0	0	4956.8
67 YORK		77511.6	2665.1	0	0	0	0	0	80176.7
FL FLORIDA		5.4	0	0	0	0	0	0	5.4
MD MARYLAND		7475.1	0	0	0	0	0	0	7475.1
NJ NEW JERSEY		7133.6	0	0	0	0	0	0	7133.6
WI WISCONSIN		0.6	0	0	0	0	0	0	0.6
<b>Waste Totals:</b>		<b>112878.5</b>	<b>3023.2</b>	<b>0</b>	<b>0</b>	<b>0</b>	<b>0</b>	<b>0</b>	<b>115901.7</b>



Please Use  
Recycled Paper

Phone: 717-783-9258  
 Printed: 5/14/2014

Also visit our Internet WWW Site at: <http://www.dep.state.pa.us>

DISCLAIMER: While care has been taken in the preparation of this report, there is no warranty or guarantee as to the data, calculation or content accuracy. The Commonwealth reserves the right to update or change any data or presentation format without notice or liability.