

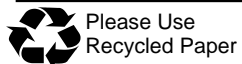
Commonwealth of Pennsylvania  
 Department of Environmental Protection  
 Bureau of Waste Management  
 Division of Reporting and Fee Collection

-----  
 Landfill Waste Receipts  
 in Tons (2000 lbs.) of Waste

For Year:    Quarter:  
 2012       /       1

Disposal Facility: 100419, ADVANCED DISPOSAL SERVICES CHESTNUT VALLEY LANDFILL INC

County/State that Generated Waste	Waste Type:	Municipal	Residual	Sewage Sludge	Infectious	Construction	Ash Residue	Asbestos	Total
02 ALLEGHENY		0	0	0	0	0	0	24.1	24.1
07 BLAIR		0	20.7	0	151.9	0	0	0	172.6
11 CAMBRIA		30.4	3.2	0	0	0	0	0	33.6
26 FAYETTE		16046.6	18695.9	1573.4	0	1116.6	0	3.8	37436.3
30 GREENE		2327.1	11035.5	285.8	0	335.4	0	0	13983.8
32 INDIANA		0	25.2	0	0	0	0	0	25.2
33 JEFFERSON		5.3	0	0	0	0	0	0	5.3
56 SOMERSET		115.4	11.7	0	0	0	0	0	127.1
63 WASHINGTON		506	75	0	0	6.7	0	0	587.7
65 WESTMORELAND		2132.3	7714.5	0	806.3	4.5	0	0	10657.6
WV WEST VIRGINIA		199.4	407.7	0	17.4	65.9	0	0	690.4
<b>Waste Totals:</b>		<b>21362.5</b>	<b>37989.4</b>	<b>1859.2</b>	<b>975.6</b>	<b>1529.1</b>	<b>0</b>	<b>27.9</b>	<b>63743.7</b>



Please Use  
Recycled Paper

Phone: 717-783-9258  
 Printed: 5/14/2014

Also visit our Internet WWW Site at: <http://www.dep.state.pa.us>

DISCLAIMER: While care has been taken in the preparation of this report, there is no warranty or guarantee as to the data, calculation or content accuracy. The Commonwealth reserves the right to update or change any data or presentation format without notice or liability.

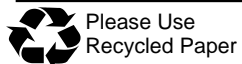
Commonwealth of Pennsylvania  
 Department of Environmental Protection  
 Bureau of Waste Management  
 Division of Reporting and Fee Collection

-----  
 Landfill Waste Receipts  
 in Tons (2000 lbs.) of Waste

For Year:      Quarter:  
 2012      /      1

Disposal Facility: 101397, ADVANCED DISPOSAL SERVICES GREENTREE LANDFILL LLC.

County/State that Generated Waste	Waste Type:	Municipal	Residual	Sewage Sludge	Infectious	Contruction	Ash Residue	Asbestos	Total
03 ARMSTRONG		1.5	0	0	0	0.5	0	0	2
05 BEDFORD		0	15.8	0	0	0	0	3.7	19.5
06 BERKS		2482.5	0	0	0	0	0	0	2482.5
07 BLAIR		91.3	1254.5	34.7	0	0	0	15.3	1395.8
08 BRADFORD		0	0	0	0	97.7	0	0	97.7
09 BUCKS		0	261.5	0	0	4542.7	0	0	4804.2
10 BUTLER		0	660.3	0	0	0	0	0	660.3
11 CAMBRIA		0	32.3	0	0	0	0	0	32.3
12 CAMERON		608.8	1725	50.5	0	9.8	0	0	2394.1
14 CENTRE		119.9	2104.6	404.8	0	25.2	466.1	7	3127.6
15 CHESTER		0	30.5	0	0	0	0	0	30.5
16 CLARION		9818.5	1789.1	415.7	0	1.5	41.3	4.6	12070.7
17 CLEARFIELD		10891.2	18642.7	329.3	0	1305.3	0	0	31168.5
18 CLINTON		0	375.7	0	0	5.5	0	0	381.2
20 CRAWFORD		0	0	10	0	0	0	0	10
23 DELAWARE		0	88.5	0	0	15.3	0	9	112.8
24 ELK		2492.3	6406.6	812.2	0	434.9	0	13.7	10159.7
27 FOREST		0	265.3	127.7	0	13.7	0	0	406.7
30 GREENE		0	0.4	0	0	0	0	0	0.4
31 HUNTINGDON		0	0	69.7	0	0	0	3.8	73.5
32 INDIANA		480.5	0	0	0	0	0	0	480.5
33 JEFFERSON		3780.4	5239.2	174.3	0	615.3	0	4.8	9814
36 LANCASTER		0	17	0	0	0	0	0	17
37 LAWRENCE		0	8.7	0	0	0	0	0	8.7
39 LEHIGH		51.8	0	0	0	2279.7	0	0	2331.5
41 LYCOMING		0	4310	0	0	4.4	0	0	4314.4
42 MCKEAN		0	409.5	0	0	0	1535	16.1	1960.6
43 MERCER		0	1.6	0	0	0	0	0	1.6
46 MONTGOMERY		0	1970.2	0	0	0	0	9.8	1980
48 NORTHAMPTON		3407.4	2496.8	0	0	0	0	0	5904.2
49 NORTHUMBERLAND		0	14.6	0	0	0	0	0	14.6
50 PERRY		0	0	0	0	0	0	0	0
51 PHILADELPHIA		0	192.3	0	0	0	0	0	192.3
53 POTTER		0	401.4	0	0	3.5	0	4.4	409.3
56 SOMERSET		0	1.1	0	0	0	0	0	1.1



Commonwealth of Pennsylvania  
Department of Environmental Protection  
Bureau of Waste Management  
Division of Reporting and Fee Collection

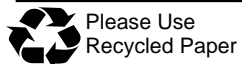
-----  
Landfill Waste Receipts  
in Tons (2000 lbs.) of Waste

For Year:    Quarter:  
2012       /       1

59 TIOGA	0	12.3	0	0	0	0	4.9	17.2
61 VENANGO	0	201.1	90.7	0	0	0	0	291.8
62 WARREN	5999.1	1197.8	31.8	0	0	0	3.1	7231.8
CT CONNECTICUT	0	7909.9	0	0	0	0	9017.4	16927.3
DE DELAWARE (ST)	0	0	9007.9	0	0	0	0	9007.9
MD MARYLAND	0	0	0	0	0	0	1.5	1.5
NJ NEW JERSEY	56052.3	11682.5	6720.4	0	0	0	45.6	74500.8
NY NEW YORK	2751.6	251.4	2264.9	0	34.7	1458.9	906.7	7668.2
<b>Waste Totals:</b>	<b>99029.1</b>	<b>69970.2</b>	<b>20544.6</b>	<b>0</b>	<b>9389.7</b>	<b>3501.3</b>	<b>10071.4</b>	<b>212506.3</b>

Disposal Facility: 100933, ALLIANCE SANITARY LANDFILL INC

County/State that Generated Waste	Waste Type:	Municipal	Residual	Sewage Sludge	Infectious	Construction	Ash Residue	Asbestos	Total
08 BRADFORD		0	2839.3	0	0	0	0	0	2839.3
13 CARBON		206.9	0	0	0	0	0	0	206.9
19 COLUMBIA		2.8	0	0	0	0	0	0	2.8
35 LACKAWANNA		11438	2695.6	76.5	0	470.1	0	0	14680.2
40 LUZERNE		15808.7	624.3	0	0	171.2	0	0	16604.2
45 MONROE		1514.2	169.4	0	0	0	0	0	1683.6
52 PIKE		3167.3	35.3	0	0	0	0	0	3202.6
54 SCHUYLKILL		0	27	0	0	0	0	0	27
57 SULLIVAN		0	1340.8	0	0	0	0	0	1340.8
58 SUSQUEHANNA		1291.4	9215.4	0	0	1053.9	0	0	11560.7
64 WAYNE		2976.5	45.2	0	0	0	0	0	3021.7
66 WYOMING		2003.5	24.6	0	0	6.9	0	0	2035
NY NEW YORK		1052.7	152.1	0	0	0	0	0	1204.8
<b>Waste Totals:</b>		<b>39462</b>	<b>17169</b>	<b>76.5</b>	<b>0</b>	<b>1702.1</b>	<b>0</b>	<b>0</b>	<b>58409.6</b>



Please Use  
Recycled Paper

Phone: 717-783-9258  
Printed: 5/14/2014

Also visit our Internet WWW Site at: <http://www.dep.state.pa.us>

DISCLAIMER: While care has been taken in the preparation of this report, there is no warranty or guarantee as to the data, calculation or content accuracy. The Commonwealth reserves the right to update or change any data or presentation format without notice or liability.

Commonwealth of Pennsylvania  
 Department of Environmental Protection  
 Bureau of Waste Management  
 Division of Reporting and Fee Collection

-----  
 Landfill Waste Receipts  
 in Tons (2000 lbs.) of Waste

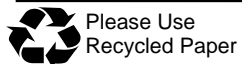
For Year:    Quarter:  
 2012       /       1

Disposal Facility: 100172, ARDEN LANDFILL INC.

County/State that Generated Waste	Waste Type:	Municipal	Residual	Sewage Sludge	Infectious	Construction	Ash Residue	Asbestos	Total
02 ALLEGHENY		19717.8	1561.1	0	0	1164	1615.8	0	24058.7
04 BEAVER		12479.3	1617.7	90	29.6	0	0	0	14216.6
26 FAYETTE		599.7	126.9	0	0	44.4	0	0	771
30 GREENE		1579.4	13407.3	0	0	2193.8	0	0	17180.5
63 WASHINGTON		14890.5	41533.6	1719.6	169.2	1959.2	0	0	60272.1
65 WESTMORELAND		0	512.5	0	0	103.8	0	0	616.3
OH OHIO		899.3	129.8	0	0	2.8	0	0	1031.9
WV WEST VIRGINIA		872.8	6847.2	0	224.4	518.7	6092.9	0	14556
<b>Waste Totals:</b>		<b>51038.8</b>	<b>65736.1</b>	<b>1809.6</b>	<b>423.2</b>	<b>5986.7</b>	<b>7708.7</b>	<b>0</b>	<b>132703.1</b>

Disposal Facility: 101243, BRADFORD COUNTY SANITARY LANDFILL

County/State that Generated Waste	Waste Type:	Municipal	Residual	Sewage Sludge	Infectious	Construction	Ash Residue	Asbestos	Total
08 BRADFORD		6573	3696.6	219.1	0	3713.2	0	0	14201.9
19 COLUMBIA		0.4	0	0	0	0	0	0	0.4
41 LYCOMING		0.3	123	0	0	5.8	0	0	129.1
53 POTTER		0	0	0	0	0	0	0	0
57 SULLIVAN		732.8	15.7	0	0	222.3	0	0	970.8
58 SUSQUEHANNA		53.7	0	0	0	9	0	0	62.7
59 TIOGA		3706.5	4349.9	353.5	0	1696.7	0	0	10106.6
66 WYOMING		577.6	109	0	0	75.1	0	0	761.7
NY NEW YORK		84	0	0	0	0	0	0	84
<b>Waste Totals:</b>		<b>11728.3</b>	<b>8294.2</b>	<b>572.6</b>	<b>0</b>	<b>5722.1</b>	<b>0</b>	<b>0</b>	<b>26317.2</b>



Please Use  
Recycled Paper

Phone: 717-783-9258  
 Printed: 5/14/2014

Also visit our Internet WWW Site at: <http://www.dep.state.pa.us>

DISCLAIMER: While care has been taken in the preparation of this report, there is no warranty or guarantee as to the data, calculation or content accuracy. The Commonwealth reserves the right to update or change any data or presentation format without notice or liability.

Commonwealth of Pennsylvania  
 Department of Environmental Protection  
 Bureau of Waste Management  
 Division of Reporting and Fee Collection

-----  
 Landfill Waste Receipts  
 in Tons (2000 lbs.) of Waste

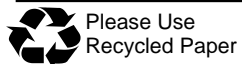
For Year:   Quarter:  
 2012     /     1

Disposal Facility: 100361, Casella Waste Management

County/State that Generated Waste	Waste Type:	Municipal	Residual	Sewage Sludge	Infectious	Construction	Ash Residue	Asbestos	Total
08 BRADFORD		0	2567.6	0	0	0	0	0	2567.6
12 CAMERON		0	1433.6	0	0	1.4	0	0	1435
24 ELK		1695	2028.7	0	0	303.6	0	0	4027.3
27 FOREST		0	518.5	0	0	0	0	0	518.5
33 JEFFERSON		1379.1	4.2	0	0	275.3	0	0	1658.6
42 MCKEAN		4329.3	5717.3	910.5	0	1289.6	0	0	12246.7
53 POTTER		0	532.2	0	0	0	0	0	532.2
59 TIOGA		0	677	0	0	0	0	0	677
61 VENANGO		0	14.5	0	0	0	0	0	14.5
62 WARREN		0	132.2	211.9	0	319.3	0	0	663.4
NY NEW YORK		0	2395.7	0	0	0	0	0	2395.7
<b>Waste Totals:</b>		<b>7403.4</b>	<b>16021.5</b>	<b>1122.4</b>	<b>0</b>	<b>2189.2</b>	<b>0</b>	<b>0</b>	<b>26736.5</b>

Disposal Facility: 100944, CHESTER COUNTY SWA LANCHESTER LANDFILL

County/State that Generated Waste	Waste Type:	Municipal	Residual	Sewage Sludge	Infectious	Construction	Ash Residue	Asbestos	Total
06 BERKS		5726.9	69	0	0	974.4	0	0.3	6770.6
09 BUCKS		59.5	0	0	0	0	0	0	59.5
15 CHESTER		54618.5	3026.3	817.5	748.3	4789.8	0	8	64008.4
22 DAUPHIN		0	0	0	0	0	24464.7	0	24464.7
23 DELAWARE		0	0	0	0	8.5	0	0.7	9.2
36 LANCASTER		65.3	141.4	3.7	0	152.6	0	0	363
38 LEBANON		0	18.7	0	0	4.3	0	0	23
39 LEHIGH		0	0	0	0	0	0	0.3	0.3
46 MONTGOMERY		973.1	8.1	0	0	175.6	0	2.3	1159.1
48 NORTHAMPTON		0	0	0	0	0	0	0	0
51 PHILADELPHIA		0	0	0	0	2.2	0	10.2	12.4
NJ NEW JERSEY		0	0	0	0	0	0	0	0
<b>Waste Totals:</b>		<b>61443.3</b>	<b>3263.5</b>	<b>821.2</b>	<b>748.3</b>	<b>6107.4</b>	<b>24464.7</b>	<b>21.8</b>	<b>96870.2</b>



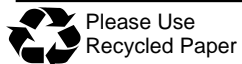
Commonwealth of Pennsylvania  
 Department of Environmental Protection  
 Bureau of Waste Management  
 Division of Reporting and Fee Collection

-----  
 Landfill Waste Receipts  
 in Tons (2000 lbs.) of Waste

For Year:    Quarter:  
 2012       /    1

Disposal Facility: 100022, CHRIN BROTHERS SANITARY LANDFILL

County/State that Generated Waste	Waste Type:	Municipal	Residual	Sewage Sludge	Infectious	Construction	Ash Residue	Asbestos	Total
06 BERKS		0	0.8	0	0	15.9	0	0	16.7
09 BUCKS		697.4	12.2	0	0	191.6	0	0	901.2
13 CARBON		19.9	0	0	0	55.1	0	0	75
39 LEHIGH		7440.4	249.7	0	0	2034.6	0	29.7	9754.4
40 LUZERNE		103.2	0	0	0	48.7	0	0	151.9
45 MONROE		3224.8	0	0	0	709.6	0	0	3934.4
46 MONTGOMERY		0	1.5	0	0	11.4	0	0	12.9
48 NORTHAMPTON		10210	1262.9	0	0	3851.5	0	30.7	15355.1
52 PIKE		0	0	0	0	1.6	0	0	1.6
NJ NEW JERSEY		5048	1.4	0	0	899	0	82.5	6030.9
<b>Waste Totals:</b>		<b>26743.7</b>	<b>1528.5</b>	<b>0</b>	<b>0</b>	<b>7819</b>	<b>0</b>	<b>142.9</b>	<b>36234.1</b>



Please Use  
Recycled Paper

Phone: 717-783-9258  
 Printed: 5/14/2014

Also visit our Internet WWW Site at: <http://www.dep.state.pa.us>

DISCLAIMER: While care has been taken in the preparation of this report, there is no warranty or guarantee as to the data, calculation or content accuracy. The Commonwealth reserves the right to update or change any data or presentation format without notice or liability.

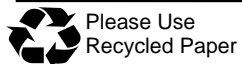
Commonwealth of Pennsylvania  
 Department of Environmental Protection  
 Bureau of Waste Management  
 Division of Reporting and Fee Collection

-----  
 Landfill Waste Receipts  
 in Tons (2000 lbs.) of Waste

For Year:      Quarter:  
 2012      /      1

Disposal Facility: 100955, CLINTON COUNTY SWA WAYNE TOWNSHIP LANDFILL

County/State that Generated Waste	Waste Type:	Municipal	Residual	Sewage Sludge	Infectious	Construction	Ash Residue	Asbestos	Total
01 ADAMS		0	0	0	0	0	0	0.2	0.2
07 BLAIR		0	0	0	0	0	0	3	3
08 BRADFORD		11.4	121.6	0	0	0	0	0	133
11 CAMBRIA		0	0	0	0	0	0	0.2	0.2
13 CARBON		1377.3	0	0	0	0	0	0	1377.3
14 CENTRE		592.6	398.5	830	0	57.9	0	268.9	2147.9
17 CLEARFIELD		558.8	92.9	0	0	10.3	0	3	665
18 CLINTON		6492.1	4855	681.3	0.5	1831.7	0	6	13866.6
19 COLUMBIA		29.2	1984	0	0	34.1	0	7.6	2054.9
22 DAUPHIN		0	0	0	0	0	0	0.9	0.9
24 ELK		0	0	0	0	0	0	0.5	0.5
28 FRANKLIN		0	0	0	0	0	0	0.1	0.1
31 HUNTINGDON		0	0	0	0	37.8	0	0	37.8
32 INDIANA		0	0	0	0	0	0	2.2	2.2
35 LACKAWANNA		0	0	0	0	0	0	5.7	5.7
36 LANCASTER		0	0	0	0	0	0	0.1	0.1
38 LEBANON		0	0	0	0	0	0	19.1	19.1
39 LEHIGH		2570.6	64.6	0	0	0	0	0	2635.2
40 LUZERNE		20.9	0	0	0	28.7	0	0.4	50
41 LYCOMING		5784.6	26160	128.9	0	3196.3	0	55.6	35325.4
44 MIFFLIN		0	1024.4	0	0	331.9	0	0	1356.3
45 MONROE		0	0	0	0	0	0	0.1	0.1
46 MONTGOMERY		0	0	0	0	0	0	0.4	0.4
48 NORTHAMPTON		1348.8	6.7	0	0	0	0	0	1355.5
49 NORTHUMBERLAND		11.3	0	0	0	212.4	0	0.8	224.5
51 PHILADELPHIA		0	0	0	0	0	0	1.3	1.3
53 POTTER		0	0	0	0	0	0	1	1
54 SCHUYLKILL		545.9	413.3	0	0	85.5	0	0	1044.7
55 SNYDER		0	0	0	0	193.6	0	0.1	193.7
56 SOMERSET		0	0	0	0	0	0	1.3	1.3
59 TIOGA		8.1	221.2	0	0	59.9	0	0	289.2
60 UNION		0	71.3	0	0	52	0	0.9	124.2
63 WASHINGTON		0	0	0	0	0	0	2.3	2.3
<b>Waste Totals:</b>		<b>19351.6</b>	<b>35413.5</b>	<b>1640.2</b>	<b>0.5</b>	<b>6132.1</b>	<b>0</b>	<b>381.7</b>	<b>62919.6</b>



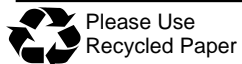
Commonwealth of Pennsylvania  
 Department of Environmental Protection  
 Bureau of Waste Management  
 Division of Reporting and Fee Collection

-----  
 Landfill Waste Receipts  
 in Tons (2000 lbs.) of Waste

For Year:    Quarter:  
 2012       /       1

Disposal Facility: 101615, COMMONWEALTH ENVIRONMENTAL SYSTEMS LANDFILL

County/State that Generated Waste	Waste Type:	Municipal	Residual	Sewage Sludge	Infectious	Construction	Ash Residue	Asbestos	Total
06 BERKS		3198.3	129.1	82.8	0	0	0	0	3410.2
09 BUCKS		0	418.4	0	0	0	0	0	418.4
13 CARBON		4770	84.9	0	0	179.7	0	0	5034.6
19 COLUMBIA		7.1	0	0	0	7.3	0	0	14.4
21 CUMBERLAND		355	0	0	0	0	0	0	355
22 DAUPHIN		11.9	179.9	0	0	2686.2	2.7	0	2880.7
38 LEBANON		0	852.9	0	0	0	0	0	852.9
39 LEHIGH		5922.7	0	0	0	0	0	0	5922.7
40 LUZERNE		10094.8	1805.1	3440.1	79.2	469.1	0	0	15888.3
45 MONROE		85.2	0	0	0	0	0	0	85.2
49 NORTHUMBERLAND		4876.4	78.7	0	0	218.8	0	0	5173.9
51 PHILADELPHIA		0	0	0	0	6697.2	0	0	6697.2
54 SCHUYLKILL		19897.7	2998.6	419.1	33.2	1115.1	0	2.7	24466.4
NJ NEW JERSEY		5059.7	0	14.9	0	25332.8	0	0	30407.4
NY NEW YORK		24532.9	0	124.9	0	2144.7	0	0	26802.5
<b>Waste Totals:</b>		<b>78811.7</b>	<b>6547.6</b>	<b>4081.8</b>	<b>112.4</b>	<b>38850.9</b>	<b>2.7</b>	<b>2.7</b>	<b>128409.8</b>



Please Use  
Recycled Paper

Phone: 717-783-9258  
 Printed: 5/14/2014

Also visit our Internet WWW Site at: <http://www.dep.state.pa.us>

DISCLAIMER: While care has been taken in the preparation of this report, there is no warranty or guarantee as to the data, calculation or content accuracy. The Commonwealth reserves the right to update or change any data or presentation format without notice or liability.



Commonwealth of Pennsylvania  
 Department of Environmental Protection  
 Bureau of Waste Management  
 Division of Reporting and Fee Collection

-----  
 Landfill Waste Receipts  
 in Tons (2000 lbs.) of Waste

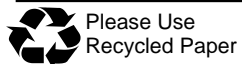
For Year:    Quarter:  
 2012       /       1

Disposal Facility: 101509, CONNESTOGA LANDFILL

County/State that Generated Waste	Waste Type:	Municipal	Residual	Sewage Sludge	Infectious	Construction	Ash Residue	Asbestos	Total
06 BERKS		18317.8	9210.8	134.2	4795.4	17.9	0	17	32493.1
09 BUCKS		21	154.5	0	7.4	0	0	8.6	191.5
15 CHESTER		0	7722	0	0	0	0	40.1	7762.1
22 DAUPHIN		0	8	0	0	0	0	0	8
23 DELAWARE		0	303.8	0	0	0	486.4	4	794.2
36 LANCASTER		0	460.2	0	0	0	0	0	460.2
39 LEHIGH		1281.4	195	0	0	0	0	4.7	1481.1
46 MONTGOMERY		11995.6	1295.5	0	52.7	0.9	0	118	13462.7
48 NORTHAMPTON		0	0	0	609.6	0	0	3.1	612.7
51 PHILADELPHIA		19089.6	5709.6	0	65.7	1854.8	0	26.9	26746.6
DE DELAWARE (ST)		0	1101.3	0	0	0	0	8.6	1109.9
MD MARYLAND		0	105.7	0	0	0	0	0	105.7
NJ NEW JERSEY		36408.1	8263.5	0	0	15.5	285.2	531.8	45504.1
NY NEW YORK		12.9	2271.2	0	0	19.9	0	14.5	2318.5
<b>Waste Totals:</b>		<b>87126.4</b>	<b>36801.1</b>	<b>134.2</b>	<b>5530.8</b>	<b>1909</b>	<b>771.6</b>	<b>777.3</b>	<b>133050.4</b>

Disposal Facility: 400593, COVANTA DELAWARE VALLEY

County/State that Generated Waste	Waste Type:	Municipal	Residual	Sewage Sludge	Infectious	Construction	Ash Residue	Asbestos	Total
09 BUCKS		0	249.7	0	0	0	0	0	249.7
15 CHESTER		6.1	0	0	0	0	0	0	6.1
23 DELAWARE		79406.7	628.9	0	0	0	0	0	80035.6
40 LUZERNE		0	8.3	0	0	0	0	0	8.3
46 MONTGOMERY		67.6	60.6	0	0	0	0	0	128.2
51 PHILADELPHIA		75149.3	931.5	0	0	0	0	0	76080.8
54 SCHUYLKILL		0	22.4	0	0	0	0	0	22.4
DE DELAWARE (ST)		477	2745	0	0	0	0	0	3222
NC NORTH CAROLINA		0	14.2	0	0	0	0	0	14.2
NJ NEW JERSEY		25631.9	1739	0	0	0	0	0	27370.9
NY NEW YORK		100309.2	17.6	0	0	0	0	0	100326.8
PR PUERTO RICO		0	131.4	0	0	0	0	0	131.4
VA VIRGINIA		241.8	585.7	0	0	0	0	0	827.5
<b>Waste Totals:</b>		<b>281289.6</b>	<b>7134.3</b>	<b>0</b>	<b>0</b>	<b>0</b>	<b>0</b>	<b>0</b>	<b>288423.9</b>



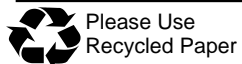
Commonwealth of Pennsylvania  
 Department of Environmental Protection  
 Bureau of Waste Management  
 Division of Reporting and Fee Collection

-----  
 Landfill Waste Receipts  
 in Tons (2000 lbs.) of Waste

For Year:    Quarter:  
 2012       /    1

Disposal Facility: 400558, COVANTA PLYMOUTH RENEWABLE ENERGY

County/State that Generated Waste	Waste Type:	Municipal	Residual	Sewage Sludge	Infectious	Construction	Ash Residue	Asbestos	Total
06 BERKS		9.5	5.6	0	0	0	0	0	15.1
09 BUCKS		7389.9	21.2	0	0	0	0	0	7411.1
15 CHESTER		16.4	196.1	0	0	0	0	0	212.5
23 DELAWARE		896.2	97.5	0	0	0	0	0	993.7
39 LEHIGH		736.8	290.6	0	0	0	0	0	1027.4
46 MONTGOMERY		78177.5	1305.5	0	0	0	0	0	79483
51 PHILADELPHIA		1392.1	0	0	0	0	0	0	1392.1
DE DELAWARE (ST)		0	12.1	0	0	0	0	0	12.1
NJ NEW JERSEY		2593.4	0	0	0	0	0	0	2593.4
NY NEW YORK		12264.2	0	0	0	0	0	0	12264.2
<b>Waste Totals:</b>		<b>103476</b>	<b>1928.6</b>	<b>0</b>	<b>0</b>	<b>0</b>	<b>0</b>	<b>0</b>	<b>105404.6</b>



Please Use  
Recycled Paper

Phone: 717-783-9258  
 Printed: 5/14/2014

Also visit our Internet WWW Site at: <http://www.dep.state.pa.us>

DISCLAIMER: While care has been taken in the preparation of this report, there is no warranty or guarantee as to the data, calculation or content accuracy. The Commonwealth reserves the right to update or change any data or presentation format without notice or liability.

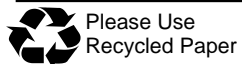
Commonwealth of Pennsylvania  
 Department of Environmental Protection  
 Bureau of Waste Management  
 Division of Reporting and Fee Collection

-----  
 Landfill Waste Receipts  
 in Tons (2000 lbs.) of Waste

For Year:    Quarter:  
 2012       /       1

Disposal Facility: 100945, CUMBERLAND COUNTY LANDFILL

County/State that Generated Waste	Waste Type:	Municipal	Residual	Sewage Sludge	Infectious	Construction	Ash Residue	Asbestos	Total
01 ADAMS		1761.7	70.8	0	0	119.5	0	0	1952
06 BERKS		1417.2	1133.7	0	0	0	0	0	2550.9
09 BUCKS		0	56.9	76.7	0	0	0	0	133.6
15 CHESTER		22.9	301.5	0	0	6092.9	0	0	6417.3
21 CUMBERLAND		8721.9	5815.1	1522.6	0	7987.4	0	36.8	24083.8
22 DAUPHIN		224.6	6959.7	0	0	528.4	0	751.8	8464.5
23 DELAWARE		0	1385.9	782	0	0	0	0	2167.9
28 FRANKLIN		2481.3	34.7	2102.6	0	148.8	0	40.5	4807.9
29 FULTON		0	0	0	0	2.8	0	0	2.8
31 HUNTINGDON		5.7	162.3	0	0	0	0	0	168
34 JUNIATA		0	0	193.2	0	26.3	0	0	219.5
36 LANCASTER		0	12	1128.3	0	3	0	23.1	1166.4
38 LEBANON		0	3179.5	0	0	0	0	0	3179.5
39 LEHIGH		4957.1	6.9	0	0	0	0	0	4964
40 LUZERNE		0	0	9	0	0	0	0	9
41 LYCOMING		0	10.1	0	0	0	0	0	10.1
46 MONTGOMERY		0	0	220	0	0	0	0	220
48 NORTHAMPTON		3026	3029.8	0	0	0	0	0	6055.8
50 PERRY		2218.1	53.8	156.7	0	912.4	0	6.8	3347.8
51 PHILADELPHIA		2586.6	602.4	0	0	441.8	0	75.2	3706
54 SCHUYLKILL		3451.5	861.3	48.6	0	79.8	0	0	4441.2
66 WYOMING		0	6553.3	0	0	0	0	0	6553.3
67 YORK		89	7981	19.4	0	172.6	0	0	8262
DE DELAWARE (ST)		0	66.5	0	0	21.9	0	0	88.4
MD MARYLAND		17354.7	2048.2	1182.2	0	0	0	0	20585.1
NJ NEW JERSEY		38833.7	3017	7410	0	0	0	512	49772.7
NY NEW YORK		9234.6	0	1876.6	0	0	0	415.2	11526.4
<b>Waste Totals:</b>		<b>96386.6</b>	<b>43342.4</b>	<b>16727.9</b>	<b>0</b>	<b>16537.6</b>	<b>0</b>	<b>1861.4</b>	<b>174855.9</b>



Commonwealth of Pennsylvania  
 Department of Environmental Protection  
 Bureau of Waste Management  
 Division of Reporting and Fee Collection

-----  
 Landfill Waste Receipts  
 in Tons (2000 lbs.) of Waste

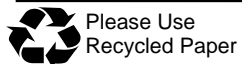
For Year:    Quarter:  
 2012       /       1

Disposal Facility: 100345, DELAWARE COUNTY SWA ROLLING HILLS LANDFILL

County/State that Generated Waste	Waste Type:	Municipal	Residual	Sewage Sludge	Infectious	Construction	Ash Residue	Asbestos	Total
06 BERKS		15801.6	1262.9	0	0	0	10744.1	10	27818.6
15 CHESTER		1612.6	0	0	0	47.6	0	0	1660.2
23 DELAWARE		32.8	0	0	0	0	87302.8	0	87335.6
46 MONTGOMERY		3199.3	469	0	0	0	25970.6	0	29638.9
NJ NEW JERSEY		0	213	0	0	430	0	0	643
<b>Waste Totals:</b>		<b>20646.3</b>	<b>1944.9</b>	<b>0</b>	<b>0</b>	<b>477.6</b>	<b>124017.5</b>	<b>10</b>	<b>147096.3</b>

Disposal Facility: 100434, EVERGREEN LANDFILL

County/State that Generated Waste	Waste Type:	Municipal	Residual	Sewage Sludge	Infectious	Construction	Ash Residue	Asbestos	Total
02 ALLEGHENY		0	0	0	0	20.7	0	0	20.7
03 ARMSTRONG		3474.8	5011.9	42.4	0	847	0	0	9376.1
11 CAMBRIA		17.8	8	0	0	0.7	0	0	26.5
16 CLARION		0	0	0	0	16.8	0	0	16.8
17 CLEARFIELD		0	29	0	0	0	0	0	29
26 FAYETTE		0	0	0	0	4.8	0	0	4.8
32 INDIANA		8905.2	7506.5	849.7	0	1034.1	0	0	18295.5
33 JEFFERSON		291.2	2773.7	388.7	0	79.2	0	0	3532.8
65 WESTMORELAND		4700.6	3502.5	122	0	288.8	0	0	8613.9
<b>Waste Totals:</b>		<b>17389.6</b>	<b>18831.6</b>	<b>1402.8</b>	<b>0</b>	<b>2292.1</b>	<b>0</b>	<b>0</b>	<b>39916.1</b>



Commonwealth of Pennsylvania  
 Department of Environmental Protection  
 Bureau of Waste Management  
 Division of Reporting and Fee Collection

-----  
 Landfill Waste Receipts  
 in Tons (2000 lbs.) of Waste

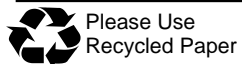
For Year:    Quarter:  
 2012       /       1

Disposal Facility: 101680, G.R.O.W.S. NORTH

County/State that Generated Waste	Waste Type:	Municipal	Residual	Sewage Sludge	Infectious	Construction	Ash Residue	Asbestos	Total
06 BERKS		0	103.2	0	0	0	0	0	103.2
09 BUCKS		8119.2	12627.7	151	0	905.4	14.7	0	21818
15 CHESTER		0	10.2	0	0	0	0	0	10.2
23 DELAWARE		4336.4	20.6	359.4	4.1	32.9	0	0	4753.4
40 LUZERNE		1.5	0	0	0	0	0	0	1.5
46 MONTGOMERY		7677.3	6284	158.3	5.3	0	0	0	14124.9
51 PHILADELPHIA		27462	184.3	2739.2	146.5	102.3	0	0	30634.3
CT CONNECTICUT		0	357.6	0	0	0	0	0	357.6
DE DELAWARE (ST)		0	1344.5	0	0	0	0	0	1344.5
NJ NEW JERSEY		78047.4	17392.7	337.9	0	11262.4	23583.5	0	130623.9
NY NEW YORK		79929.5	577.5	1315.5	2.9	2981.9	0	0	84807.3
<b>Waste Totals:</b>		<b>205573.3</b>	<b>38902.3</b>	<b>5061.3</b>	<b>158.8</b>	<b>15284.9</b>	<b>23598.2</b>	<b>0</b>	<b>288578.8</b>

Disposal Facility: 100265, GRAND CENTRAL SANITARY LANDFILL INC

County/State that Generated Waste	Waste Type:	Municipal	Residual	Sewage Sludge	Infectious	Construction	Ash Residue	Asbestos	Total
06 BERKS		870.9	0	5.4	0	55.8	0	0	932.1
09 BUCKS		6.1	42.9	40	46.4	0	0	0	135.4
13 CARBON		1777.4	200.4	250.3	0	44.1	0	0	2272.2
35 LACKAWANNA		0	0	0	141.8	2.2	0	0	144
39 LEHIGH		21510.4	583.2	141.1	177.7	75.3	0	2.9	22490.6
40 LUZERNE		5.1	90.8	0	0	178.7	0	0	274.6
45 MONROE		12514.1	902.1	581.4	1707.4	2083	0	11.1	17799.1
46 MONTGOMERY		0	0	4.3	263.7	0	0	0	268
48 NORTHAMPTON		9252.6	6567.5	2071.1	347.9	1359	0	8.9	19607
52 PIKE		617.9	0	0	0	37.7	0	0	655.6
54 SCHUYLKILL		5.1	283.3	0	0	0	0	0.5	288.9
64 WAYNE		1.7	0	0	0	0	0	0	1.7
NJ NEW JERSEY		34	958.1	236.2	0	815	0	57.4	2100.7
NY NEW YORK		226	0	0	131.4	0	15247.8	0	15605.2
<b>Waste Totals:</b>		<b>46821.3</b>	<b>9628.3</b>	<b>3329.8</b>	<b>2816.3</b>	<b>4650.8</b>	<b>15247.8</b>	<b>80.8</b>	<b>82575.1</b>



Commonwealth of Pennsylvania  
 Department of Environmental Protection  
 Bureau of Waste Management  
 Division of Reporting and Fee Collection

Landfill Waste Receipts  
 in Tons (2000 lbs.) of Waste

For Year: 2012    Quarter: 1

Disposal Facility: 101544, GREATER LEBANON REFUSE AUTHORITY LANDFILL

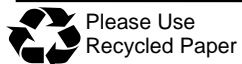
County/State that Generated Waste	Waste Type:	Municipal	Residual	Sewage Sludge	Infectious	Construction	Ash Residue	Asbestos	Total
38 LEBANON		18920.6	797	273.6	0	3176.4	0	0	23167.6
<b>Waste Totals:</b>		<b>18920.6</b>	<b>797</b>	<b>273.6</b>	<b>0</b>	<b>3176.4</b>	<b>0</b>	<b>0</b>	<b>23167.6</b>

Disposal Facility: 100281, GREENRIDGE RECLAMATION LANDFILL

County/State that Generated Waste	Waste Type:	Municipal	Residual	Sewage Sludge	Infectious	Construction	Ash Residue	Asbestos	Total
01 ADAMS		6.6	0	0	0	3.9	0	0	10.5
02 ALLEGHENY		14865.7	784.8	1438.6	0	1438	0	74.3	18601.4
03 ARMSTRONG		0	3295.3	0	0	0	0	0	3295.3
10 BUTLER		0	0	112.6	0	0	0	0	112.6
26 FAYETTE		788.5	244.9	137.9	0	296.3	0	0	1467.6
30 GREENE		0	0	0	0	3	0	0	3
56 SOMERSET		447	0	0	0	6.7	0	0	453.7
63 WASHINGTON		1712.2	2.8	673.1	0	103.2	0	0	2491.3
65 WESTMORELAND		15856.6	11973.7	3269.4	0	3437	0	0	34536.7
WV WEST VIRGINIA		15	4436.7	0	0	23.9	0	0	4475.6
<b>Waste Totals:</b>		<b>33691.6</b>	<b>20738.2</b>	<b>5631.6</b>	<b>0</b>	<b>5312</b>	<b>0</b>	<b>74.3</b>	<b>65447.7</b>

Disposal Facility: 100992, HARRISBURG M E R&R FACILITY RESIDUE DISPOSAL AREA B

County/State that Generated Waste	Waste Type:	Municipal	Residual	Sewage Sludge	Infectious	Construction	Ash Residue	Asbestos	Total
22 DAUPHIN		0	0	0	0	0	19709.1	0	19709.1
<b>Waste Totals:</b>		<b>0</b>	<b>0</b>	<b>0</b>	<b>0</b>	<b>0</b>	<b>19709.1</b>	<b>0</b>	<b>19709.1</b>



Commonwealth of Pennsylvania  
 Department of Environmental Protection  
 Bureau of Waste Management  
 Division of Reporting and Fee Collection

Landfill Waste Receipts  
 in Tons (2000 lbs.) of Waste

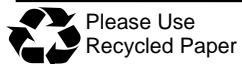
For Year: 2012    Quarter: 1

Disposal Facility: 100758, HARRISBURG MATERIALS ENERGY RECYCLING & RECOVERY FACILITY

County/State that Generated Waste	Waste Type:	Municipal	Residual	Sewage Sludge	Infectious	Construction	Ash Residue	Asbestos	Total
19 COLUMBIA		22.4	0	0	0	0	0	0	22.4
21 CUMBERLAND		5183.9	439	0	0	501.3	0	0	6124.2
22 DAUPHIN		37130.3	74	0	0	1319.7	0	0	38524
28 FRANKLIN		0	82.9	0	0	0	0	0	82.9
38 LEBANON		0	150	0	0	0	0	0	150
40 LUZERNE		0	39.1	0	0	0	0	0	39.1
41 LYCOMING		0	11.5	0	0	0	0	0	11.5
49 NORTHUMBERLAND		1943.8	33	0	0	0	0	0	1976.8
50 PERRY		575.7	0	0	0	4.7	0	0	580.4
54 SCHUYLKILL		2894	191.2	0	0	0	0	0	3085.2
60 UNION		0	56.9	0	0	0	0	0	56.9
MD MARYLAND		0	5.9	0	0	0	0	0	5.9
NC NORTH CAROLINA		0	48	0	0	0	0	0	48
NJ NEW JERSEY		6421	0	0	0	0	0	0	6421
VA VIRGINIA		0	263.3	0	0	0	0	0	263.3
WV WEST VIRGINIA		11310.3	1.3	0	0	8.8	0	0	11320.4
<b>Waste Totals:</b>		<b>65481.4</b>	<b>1396.1</b>	<b>0</b>	<b>0</b>	<b>1834.5</b>	<b>0</b>	<b>0</b>	<b>68712</b>

Disposal Facility: 100020, IESI PA BETHLEHEM LANDFILL CORP.

County/State that Generated Waste	Waste Type:	Municipal	Residual	Sewage Sludge	Infectious	Construction	Ash Residue	Asbestos	Total
09 BUCKS		2770	438.2	0	0	492.2	0	0	3700.4
39 LEHIGH		8546.5	976.3	0	0	10365.1	0	0	19887.9
40 LUZERNE		0	0	0	0	0	0	0.1	0.1
41 LYCOMING		0	0	0	0	0	0	0.1	0.1
45 MONROE		0	0	0	0	0	0	0.1	0.1
46 MONTGOMERY		120.3	827.7	0	0	0	0	0	948
48 NORTHAMPTON		14573.4	345.5	0	0	1332.4	0	0	16251.3
54 SCHUYLKILL		0	0	0	0	0	0	0.4	0.4
NJ NEW JERSEY		13459.6	3214.5	0	0	7938.1	0	35.4	24647.6
NY NEW YORK		38224.9	0	0	0	2867.3	0	82.9	41175.1
<b>Waste Totals:</b>		<b>77694.7</b>	<b>5802.2</b>	<b>0</b>	<b>0</b>	<b>22995.1</b>	<b>0</b>	<b>119</b>	<b>106611</b>



Please Use  
Recycled Paper

Phone: 717-783-9258  
 Printed: 5/14/2014

Also visit our Internet WWW Site at: <http://www.dep.state.pa.us>

DISCLAIMER: While care has been taken in the preparation of this report, there is no warranty or guarantee as to the data, calculation or content accuracy. The Commonwealth reserves the right to update or change any data or presentation format without notice or liability.

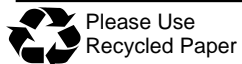
Commonwealth of Pennsylvania  
 Department of Environmental Protection  
 Bureau of Waste Management  
 Division of Reporting and Fee Collection

-----  
 Landfill Waste Receipts  
 in Tons (2000 lbs.) of Waste

For Year:    Quarter:  
 2012       /       1

Disposal Facility: 100934, IESI PA BLUE RIDGE LANDFILL CORP

County/State that Generated Waste	Waste Type:	Municipal	Residual	Sewage Sludge	Infectious	Construction	Ash Residue	Asbestos	Total
01 ADAMS		3722.8	41.2	0	0	673.8	0	0	4437.8
21 CUMBERLAND		4388.4	73.5	305.1	0	621.4	0	0	5388.4
22 DAUPHIN		12	0	10.5	0	162.1	0	0	184.6
23 DELAWARE		0	0	0	0	10.9	0	0	10.9
28 FRANKLIN		13409	4179.2	0	0	2058.8	0	0	19647
29 FULTON		63.6	0	0	0	9	0	0	72.6
39 LEHIGH		0	0	0	0	639.5	0	0	639.5
50 PERRY		42.6	0	0	0	0	0	0	42.6
67 YORK		0	0	0	0	79.5	0	0	79.5
DC DISRICT OF COLUMBIA		3330.3	0	0	0	0	0	0	3330.3
MD MARYLAND		33574.3	337.6	0	0	401.6	0	0	34313.5
NJ NEW JERSEY		0	0	0	0	750.7	0	0	750.7
NY NEW YORK		54722.7	0	0	0	0	0	0	54722.7
WV WEST VIRGINIA		647.5	0	0	0	64.3	0	0.5	712.3
<b>Waste Totals:</b>		<b>113913.2</b>	<b>4631.5</b>	<b>315.6</b>	<b>0</b>	<b>5471.6</b>	<b>0</b>	<b>0.5</b>	<b>124332.4</b>



Please Use  
Recycled Paper

Phone: 717-783-9258  
 Printed: 5/14/2014

Also visit our Internet WWW Site at: <http://www.dep.state.pa.us>

DISCLAIMER: While care has been taken in the preparation of this report, there is no warranty or guarantee as to the data, calculation or content accuracy. The Commonwealth reserves the right to update or change any data or presentation format without notice or liability.



Commonwealth of Pennsylvania  
 Department of Environmental Protection  
 Bureau of Waste Management  
 Division of Reporting and Fee Collection

-----  
 Landfill Waste Receipts  
 in Tons (2000 lbs.) of Waste

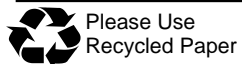
For Year: 2012    Quarter: 1  
 /

Disposal Facility: 100620, IMPERIAL LANDFILL

County/State that Generated Waste	Waste Type:	Municipal	Residual	Sewage Sludge	Infectious	Contruccion	Ash Residue	Asbestos	Total
02 ALLEGHENY		60456.6	7885.6	9401.8	0	17086.8	1401.4	1095.7	97327.9
03 ARMSTRONG		0	0	0	0	0	0	3.4	3.4
04 BEAVER		1852.7	1184.1	0.4	0	159.6	0	19.3	3216.1
10 BUTLER		1055.8	0	14.9	0	221.8	0	237	1529.5
20 CRAWFORD		0	0	0	0	0	0	6.7	6.7
26 FAYETTE		0	0	0	0	0	0	8.9	8.9
28 FRANKLIN		21.7	0	0	0	0	0	0	21.7
37 LAWRENCE		17.8	7.3	0	0	0	0	4.4	29.5
51 PHILADELPHIA		0	0	0	0	0	0	210.8	210.8
63 WASHINGTON		4859.6	351.5	108.5	0	956.7	0	46.2	6322.5
65 WESTMORELAND		0	0	0	0	0	0	23.1	23.1
CT CONNECTICUT		0	0	0	0	0	0	199.9	199.9
MA MASSACHUSETTS		0	0	0	0	0	0	148.7	148.7
MD MARYLAND		0	0	0	0	0	0	11.9	11.9
NH NEW HAMPSHIRE		0	0	0	0	0	0	13.8	13.8
NJ NEW JERSEY		0	0	0	0	0	0	9.4	9.4
NY NEW YORK		0	288.9	0	0	0	0	50.6	339.5
OH OHIO		1721.8	483	143	0	37.2	0	87.9	2472.9
RI RHODE ISLAND		0	0	0	0	0	0	15.2	15.2
VA VIRGINIA		0	0	0	0	0	0	87.5	87.5
WV WEST VIRGINIA		4577	6.2	117.9	0	30.5	0	64.2	4795.8
<b>Waste Totals:</b>		<b>74563</b>	<b>10206.6</b>	<b>9786.5</b>	<b>0</b>	<b>18492.6</b>	<b>1401.4</b>	<b>2344.6</b>	<b>116794.7</b>

Disposal Facility: 101439, JOSEPH J BRUNNER INC LANDFILL

County/State that Generated Waste	Waste Type:	Municipal	Residual	Sewage Sludge	Infectious	Contruccion	Ash Residue	Asbestos	Total
02 ALLEGHENY		4750.9	32.4	148.8	0	0	0	0	4932.1
04 BEAVER		5663.3	1554.4	2330.7	0	0	0	0	9548.4
10 BUTLER		751.5	9.6	675	0	0	0	0	1436.1
37 LAWRENCE		68.1	0	38.7	0	0	0	0	106.8
<b>Waste Totals:</b>		<b>11233.8</b>	<b>1596.4</b>	<b>3193.2</b>	<b>0</b>	<b>0</b>	<b>0</b>	<b>0</b>	<b>16023.4</b>



Please Use  
Recycled Paper

Phone: 717-783-9258  
 Printed: 5/14/2014

Also visit our Internet WWW Site at: <http://www.dep.state.pa.us>

DISCLAIMER: While care has been taken in the preparation of this report, there is no warranty or guarantee as to the data, calculation or content accuracy. The Commonwealth reserves the right to update or change any data or presentation format without notice or liability.

Commonwealth of Pennsylvania  
 Department of Environmental Protection  
 Bureau of Waste Management  
 Division of Reporting and Fee Collection

-----  
 Landfill Waste Receipts  
 in Tons (2000 lbs.) of Waste

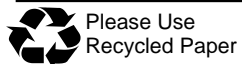
For Year:    Quarter:  
 2012       /       1

Disposal Facility: 100663, KELLY RUN SANITATION INC LANDFILL

County/State that Generated Waste	Waste Type:	Municipal	Residual	Sewage Sludge	Infectious	Construction	Ash Residue	Asbestos	Total
02 ALLEGHENY		9523.1	4062.9	0	0	3361.9	0	0	16947.9
26 FAYETTE		493.4	75.7	0	0	93.4	0	0	662.5
30 GREENE		91.7	0	0	0	3.5	0	0	95.2
63 WASHINGTON		746.9	349.2	119.5	0	360	0	0	1575.6
65 WESTMORELAND		1599.5	7	0	0	106.5	0	0	1713
<b>Waste Totals:</b>		<b>12454.6</b>	<b>4494.8</b>	<b>119.5</b>	<b>0</b>	<b>3925.3</b>	<b>0</b>	<b>0</b>	<b>20994.2</b>

Disposal Facility: 101247, KEYSTONE SANITARY LANDFILL

County/State that Generated Waste	Waste Type:	Municipal	Residual	Sewage Sludge	Infectious	Construction	Ash Residue	Asbestos	Total
08 BRADFORD		179.8	3958.8	0	0	0	0	0	4138.6
19 COLUMBIA		7.4	0	0	0	0	0	0	7.4
35 LACKAWANNA		39323.8	2128.8	5392	0	2753.1	0	74	49671.7
39 LEHIGH		21.3	0	0	0	0	0	0	21.3
40 LUZERNE		25710.2	3208.1	5785.5	0	2317.4	8.6	1.1	37030.9
41 LYCOMING		23.6	132.5	0	0	0	0	0	156.1
45 MONROE		7223.2	230.7	560.7	0	460.6	0	0	8475.2
46 MONTGOMERY		42.1	0	0	0	0	0	0	42.1
48 NORTHAMPTON		3882.4	0	234	0	0	0	0	4116.4
52 PIKE		1250.3	59.9	0	0	736.7	0	41.6	2088.5
57 SULLIVAN		7.5	0	0	0	52.8	0	0	60.3
58 SUSQUEHANNA		2788	7479.6	173	0	2613.6	0	0	13054.2
64 WAYNE		2799.7	16.8	251.2	0	663.7	0	0	3731.4
66 WYOMING		1450.1	299.8	65.3	0	51.8	0	0	1867
CT CONNECTICUT		1255.4	4.1	0	0	0	0	0	1259.5
NJ NEW JERSEY		20965.2	4.2	0	0	665.7	0	154.7	21789.8
NY NEW YORK		121484.2	0	0	0	0	0	26.6	121510.8
<b>Waste Totals:</b>		<b>228414.2</b>	<b>17523.3</b>	<b>12461.7</b>	<b>0</b>	<b>10315.4</b>	<b>8.6</b>	<b>298</b>	<b>269021.2</b>



Please Use  
Recycled Paper

Phone: 717-783-9258  
 Printed: 5/14/2014

Also visit our Internet WWW Site at: <http://www.dep.state.pa.us>

DISCLAIMER: While care has been taken in the preparation of this report, there is no warranty or guarantee as to the data, calculation or content accuracy. The Commonwealth reserves the right to update or change any data or presentation format without notice or liability.

Commonwealth of Pennsylvania  
 Department of Environmental Protection  
 Bureau of Waste Management  
 Division of Reporting and Fee Collection

-----  
 Landfill Waste Receipts  
 in Tons (2000 lbs.) of Waste

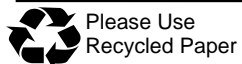
For Year:    Quarter:  
 2012       /       1

Disposal Facility: 100329, LAKE VIEW LANDFILL

County/State that Generated Waste	Waste Type:	Municipal	Residual	Sewage Sludge	Infectious	Construction	Ash Residue	Asbestos	Total
02 ALLEGHENY		0	0.3	0	0	0	0	0	0.3
20 CRAWFORD		2679.4	1425.8	1113.1	0	113.9	0	0.3	5332.5
25 ERIE		32675.1	16455.9	3067.8	0	6772.2	990.8	40.5	60002.3
27 FOREST		0	55.8	0	0	0	0	0	55.8
42 MCKEAN		0	12.7	0	0	0	0	0	12.7
43 MERCER		4516.5	60.8	0	0	3.7	0	0	4581
61 VENANGO		0	10.5	0	0	0	0	0	10.5
62 WARREN		0	309.6	414.6	0	0	0	0	724.2
65 WESTMORELAND		0	10.2	0	0	0	0	0	10.2
NY NEW YORK		0	13.4	0	0	0	0	0	13.4
OH OHIO		9.6	1.3	0	0	0	0	0	10.9
<b>Waste Totals:</b>		<b>39880.6</b>	<b>18356.3</b>	<b>4595.5</b>	<b>0</b>	<b>6889.8</b>	<b>990.8</b>	<b>40.8</b>	<b>70753.8</b>

Disposal Facility: 101534, LAUREL HIGHLANDS LANDFILL INC

County/State that Generated Waste	Waste Type:	Municipal	Residual	Sewage Sludge	Infectious	Construction	Ash Residue	Asbestos	Total
07 BLAIR		6173.4	2563.5	3416.8	0	1594.8	0	0	13748.5
11 CAMBRIA		6541	7141.4	1514.6	0	652.1	25.2	0	15874.3
14 CENTRE		0	466.1	0	0	0	0	0	466.1
17 CLEARFIELD		754.1	767.6	50.1	0	257	0	0	1828.8
31 HUNTINGDON		0	206	0	35.2	0	0	0	241.2
32 INDIANA		270.6	52.4	0	0	3.6	0	0	326.6
33 JEFFERSON		62.6	0	0	0	0	0	0	62.6
44 MIFFLIN		9103.6	0	207.9	0	0	0	0	9311.5
56 SOMERSET		2.1	0	0	0	2	0	0	4.1
57 SULLIVAN		0	266.4	0	0	0	0	0	266.4
65 WESTMORELAND		132.1	156	0	0	67.7	0	0	355.8
<b>Waste Totals:</b>		<b>23039.5</b>	<b>11619.4</b>	<b>5189.4</b>	<b>35.2</b>	<b>2577.2</b>	<b>25.2</b>	<b>0</b>	<b>42485.9</b>



Please Use  
Recycled Paper

Phone: 717-783-9258  
 Printed: 5/14/2014

Also visit our Internet WWW Site at: <http://www.dep.state.pa.us>

DISCLAIMER: While care has been taken in the preparation of this report, there is no warranty or guarantee as to the data, calculation or content accuracy. The Commonwealth reserves the right to update or change any data or presentation format without notice or liability.

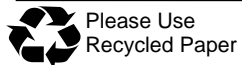
Commonwealth of Pennsylvania  
 Department of Environmental Protection  
 Bureau of Waste Management  
 Division of Reporting and Fee Collection

-----  
 Landfill Waste Receipts  
 in Tons (2000 lbs.) of Waste

For Year:    Quarter:  
 2012       /    1

Disposal Facility: 101389, LCSWMA FREY FARM LANDFILL

County/State that Generated Waste	Waste Type:	Municipal	Residual	Sewage Sludge	Infectious	Construction	Ash Residue	Asbestos	Total
01 ADAMS		0	4.4	0	0	0	0	0	4.4
06 BERKS		0	18.6	0	0	0	0	0	18.6
21 CUMBERLAND		0	55.5	0	0	0	0	0	55.5
22 DAUPHIN		0	31.2	0	0	0	21363	0	21394.2
36 LANCASTER		2359	17931.7	1289.6	159.5	11242.2	23751	0.7	56733.7
38 LEBANON		0	191.3	0	0	0	0	0	191.3
50 PERRY		0	8.7	0	0	0	0	0	8.7
67 YORK		0	1059.2	0	0	0	0	0	1059.2
DE DELAWARE (ST)		0	29.2	0	0	0	0	0	29.2
<b>Waste Totals:</b>		<b>2359</b>	<b>19329.8</b>	<b>1289.6</b>	<b>159.5</b>	<b>11242.2</b>	<b>45114</b>	<b>0.7</b>	<b>79494.8</b>



Please Use  
Recycled Paper

Phone: 717-783-9258  
 Printed: 5/14/2014

Also visit our Internet WWW Site at: <http://www.dep.state.pa.us>

DISCLAIMER: While care has been taken in the preparation of this report, there is no warranty or guarantee as to the data, calculation or content accuracy. The Commonwealth reserves the right to update or change any data or presentation format without notice or liability.

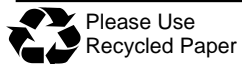
Commonwealth of Pennsylvania  
 Department of Environmental Protection  
 Bureau of Waste Management  
 Division of Reporting and Fee Collection

-----  
 Landfill Waste Receipts  
 in Tons (2000 lbs.) of Waste

For Year:    Quarter:  
 2012       /    1

Disposal Facility: 400592, LCSWMA RESOURCE RECOVERY FACILITY

County/State that Generated Waste	Waste Type:	Municipal	Residual	Sewage Sludge	Infectious	Contruccion	Ash Residue	Asbestos	Total
06 BERKS		0	171	0	0	0	0	0	171
07 BLAIR		0	21.8	0	0	0	0	0	21.8
09 BUCKS		0	788.8	0	0	0	0	0	788.8
11 CAMBRIA		0	18.7	0	0	0	0	0	18.7
14 CENTRE		0	11.9	0	0	0	0	0	11.9
15 CHESTER		0	107.9	0	0	0	0	0	107.9
22 DAUPHIN		153.5	1428.8	0	0	0	0	0	1582.3
23 DELAWARE		0	10.4	0	0	0	0	0	10.4
34 JUNIATA		0	0.9	0	0	0	0	0	0.9
36 LANCASTER		75279.7	7355	726.7	0	82.8	0	0	83444.2
38 LEBANON		20.6	377.2	0	0	0	0	0	397.8
39 LEHIGH		0	296.3	0	0	0	0	0	296.3
45 MONROE		0	440.7	0	0	0	0	0	440.7
46 MONTGOMERY		0	199.6	0	0	0	0	0	199.6
47 MONTOUR		0	6.1	0	0	0	0	0	6.1
48 NORTHAMPTON		0	99.2	0	0	0	0	0	99.2
49 NORTHUMBERLAND		0	101.3	0	0	0	0	0	101.3
51 PHILADELPHIA		0	15.6	0	0	0	0	0	15.6
54 SCHUYLKILL		0	98.1	0	0	0	0	0	98.1
66 WYOMING		0	912.3	0	0	0	0	0	912.3
67 YORK		0	22.5	0	0	0	0	0	22.5
DE DELAWARE (ST)		0	305.5	0	0	0	0	0	305.5
FL FLORIDA		0	45.7	0	0	0	0	0	45.7
GA GEORGIA		0	8.7	0	0	0	0	0	8.7
IL ILLINOIS		0	39.4	0	0	0	0	0	39.4
LA LOUISIANA		0	38.4	0	0	0	0	0	38.4
MD MARYLAND		0	78	0	0	0	0	0	78
MO MISSOURI		0	70.6	0	0	0	0	0	70.6
MS MISSISSIPPI		0	645.2	0	0	0	0	0	645.2
NC NORTH CAROLINA		0	187.2	0	0	0	0	0	187.2
NJ NEW JERSEY		0	682.7	0	0	0	0	0	682.7
NY NEW YORK		0	147.4	0	0	0	0	0	147.4
PR PUERTO RICO		0	195.4	0	0	0	0	0	195.4
TN TENNESSEE		0	10.8	0	0	0	0	0	10.8
TX TEXAS		0	0.1	0	0	0	0	0	0.1



Commonwealth of Pennsylvania  
 Department of Environmental Protection  
 Bureau of Waste Management  
 Division of Reporting and Fee Collection

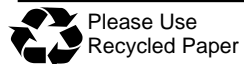
-----  
 Landfill Waste Receipts  
 in Tons (2000 lbs.) of Waste

For Year:    Quarter:  
 2012       /       1

VA VIRGINIA	0	164.9	0	0	0	0	0	0	164.9
WI WISCONSIN	0	2.3	0	0	0	0	0	0	2.3
<b>Waste Totals:</b>	<b>75453.8</b>	<b>15106.4</b>	<b>726.7</b>	<b>0</b>	<b>82.8</b>	<b>0</b>	<b>0</b>	<b>0</b>	<b>91369.7</b>

Disposal Facility: 100963, LYCOMING COUNTY RESOURCE MANAGEMENT SERVICES LANDFILL

County/State that Generated Waste	Waste Type:	Municipal	Residual	Sewage Sludge	Infectious	Construction	Ash Residue	Asbestos	Total
08 BRADFORD		0	16.6	0	0	0	0	0	16.6
13 CARBON		0	36.4	0	0	0	0	0	36.4
14 CENTRE		0	5	0	0	0	0	0	5
16 CLARION		0	14.1	0	0	0	0	0	14.1
18 CLINTON		0	239.2	0	0	4.7	0	0	243.9
19 COLUMBIA		13351.2	3581.5	1471.3	0	1932	0	0	20336
22 DAUPHIN		0	32.1	0	0	0	0	0	32.1
34 JUNIATA		0	93	0	0	0	0	0	93
35 LACKAWANNA		0	0	0	0	0	0	6.8	6.8
36 LANCASTER		0	1.1	0	0	0	0	0	1.1
40 LUZERNE		1.6	307.3	0	0	7.3	0	36.7	352.9
41 LYCOMING		14273.5	6152	2679.7	65.6	700.1	269.3	3	24143.2
45 MONROE		0	23.5	0	0	0	0	16	39.5
46 MONTGOMERY		0	0	0	0	0	0	4.9	4.9
47 MONTOUR		2085.7	465.8	446.8	284.5	259.6	0	14.1	3556.5
49 NORTHUMBERLAND		7639.8	3590.6	4579.3	0	416	0	4.9	16230.6
52 PIKE		0	60.3	0	0	0	0	0	60.3
54 SCHUYLKILL		0	13	10.5	0	0.7	0	0	24.2
55 SNYDER		3824.9	1048.8	330.3	0	229.2	0	0	5433.2
57 SULLIVAN		31.3	0	0	0	1.6	0	0	32.9
59 TIOGA		4.4	7.9	0	0	5.9	0	0	18.2
60 UNION		5585.8	1762.3	1161.9	0	469.6	0	2.1	8981.7
66 WYOMING		0	0.5	0	0	0	0	0	0.5
67 YORK		0	2.9	0	0	0	0	0	2.9
NJ NEW JERSEY		0	0	0	0	0	0	5	5
<b>Waste Totals:</b>	<b>46798.2</b>	<b>17453.9</b>	<b>10679.8</b>	<b>350.1</b>	<b>4026.7</b>	<b>269.3</b>	<b>93.5</b>	<b>79671.5</b>	



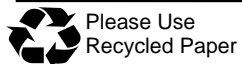
Commonwealth of Pennsylvania  
 Department of Environmental Protection  
 Bureau of Waste Management  
 Division of Reporting and Fee Collection

-----  
 Landfill Waste Receipts  
 in Tons (2000 lbs.) of Waste

For Year:    Quarter:  
 2012       /       1

Disposal Facility: 100113, MODERN LANDFILL

County/State that Generated Waste	Waste Type:	Municipal	Residual	Sewage Sludge	Infectious	Contruction	Ash Residue	Asbestos	Total
01 ADAMS		537.2	317.3	100.7	0	235	0	0	1190.2
06 BERKS		295	620.4	588.5	0	67	0	0	1570.9
09 BUCKS		0	53.1	0	0	0	0	0	53.1
19 COLUMBIA		31.3	0	0	0	0	0	0	31.3
21 CUMBERLAND		7406.6	571	74.1	21.5	164.4	0	0	8237.6
22 DAUPHIN		21.1	2518.5	250.3	366	2471.9	0	0	5627.8
23 DELAWARE		0	18.2	0	0	0	0	0	18.2
36 LANCASTER		0	10614.3	818.5	0	0	0	22.1	11454.9
38 LEBANON		0	2555.4	0	0	0	0	0.7	2556.1
39 LEHIGH		0	72.8	0	0	0	0	0	72.8
40 LUZERNE		0	49.1	0	0	0	0	0	49.1
45 MONROE		0	145.2	0	0	0	0	0	145.2
46 MONTGOMERY		15357.5	0	0	0	8869.3	0	119.9	24346.7
50 PERRY		0	78.5	0	0	0	0	0	78.5
51 PHILADELPHIA		98483.9	0	0	0	3124.7	0	56.9	101665.5
54 SCHUYLKILL		0	202.5	0	0	0	0	0	202.5
67 YORK		132.6	58025.1	808.4	0	9147.8	0	2887.2	71001.1
CT CONNECTICUT		0	1524.2	0	0	0	0	410	1934.2
DC DISRICT OF COLUMBIA		0	16.6	0	0	0	0	2.3	18.9
DE DELAWARE (ST)		0	1204.9	0	0	0	0	17.8	1222.7
MA MASSACHUSETTS		0	178.1	0	0	0	0	0	178.1
MD MARYLAND		1433.8	2589.1	126.3	6037.6	38.4	0	407.6	10632.8
NJ NEW JERSEY		11199.4	37.6	0	0	138.1	13.5	0	11388.6
VA VIRGINIA		0	58.8	0	0	0	0	0	58.8
WV WEST VIRGINIA		0	25.3	0	0	0	0	0	25.3
<b>Waste Totals:</b>		<b>134898.4</b>	<b>81476</b>	<b>2766.8</b>	<b>6425.1</b>	<b>24256.6</b>	<b>13.5</b>	<b>3924.5</b>	<b>253760.9</b>



Commonwealth of Pennsylvania  
Department of Environmental Protection  
Bureau of Waste Management  
Division of Reporting and Fee Collection

-----  
Landfill Waste Receipts  
in Tons (2000 lbs.) of Waste

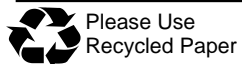
For Year:   Quarter:  
2012     /     1

Disposal Facility: 100594, MONROEVILLE LANDFILL

County/State that Generated Waste	Waste Type:	Municipal	Residual	Sewage Sludge	Infectious	Construction	Ash Residue	Asbestos	Total
02 ALLEGHENY		54595.6	31553.3	1538	2195.7	6041.3	431.7	0	96355.6
03 ARMSTRONG		222.9	569	0	0	0	0	0	791.9
10 BUTLER		115.2	23.6	0	0	0	0	0	138.8
65 WESTMORELAND		678.5	84.5	0	0	367.7	0	0	1130.7
<b>Waste Totals:</b>		<b>55612.2</b>	<b>32230.4</b>	<b>1538</b>	<b>2195.7</b>	<b>6409</b>	<b>431.7</b>	<b>0</b>	<b>98417</b>

Disposal Facility: 101571, MOSTOLLER LANDFILL INC

County/State that Generated Waste	Waste Type:	Municipal	Residual	Sewage Sludge	Infectious	Construction	Ash Residue	Asbestos	Total
05 BEDFORD		254	318.9	68.4	0	20.1	0	0	661.4
07 BLAIR		15732	61.5	190.9	0	6.5	0	0	15990.9
11 CAMBRIA		7630.1	13.2	760.9	0	157.3	0	0	8561.5
14 CENTRE		0	31.5	0	0	0	0	0	31.5
18 CLINTON		0	2435.9	0	0	0	0	0	2435.9
22 DAUPHIN		0	0	92.2	0	0	0	0	92.2
31 HUNTINGDON		0	105.3	0	0	0	0	0	105.3
39 LEHIGH		1671.6	0	0	0	0	0	0	1671.6
41 LYCOMING		0	1312.5	0	0	0	0	0	1312.5
48 NORTHAMPTON		101.7	0	0	0	0	0	0	101.7
56 SOMERSET		5202.1	475.2	1037.9	0	1279.3	0	0	7994.5
57 SULLIVAN		0.6	0	0	0	0	0	0	0.6
59 TIOGA		0	4304.3	0	0	0	0	0	4304.3
65 WESTMORELAND		3115.2	5954.4	0	0	54.7	0	0	9124.3
MD MARYLAND		9332.4	0	0	0	37.2	0	0	9369.6
WV WEST VIRGINIA		371.9	0	0	0	6.5	0	0	378.4
<b>Waste Totals:</b>		<b>43411.6</b>	<b>15012.7</b>	<b>2150.3</b>	<b>0</b>	<b>1561.6</b>	<b>0</b>	<b>0</b>	<b>62136.2</b>



Please Use  
Recycled Paper

Phone: 717-783-9258  
Printed: 5/14/2014

Also visit our Internet WWW Site at: <http://www.dep.state.pa.us>

DISCLAIMER: While care has been taken in the preparation of this report, there is no warranty or guarantee as to the data, calculation or content accuracy. The Commonwealth reserves the right to update or change any data or presentation format without notice or liability.



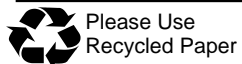
Commonwealth of Pennsylvania  
 Department of Environmental Protection  
 Bureau of Waste Management  
 Division of Reporting and Fee Collection

-----  
 Landfill Waste Receipts  
 in Tons (2000 lbs.) of Waste

For Year:    Quarter:  
 2012       /       1

Disposal Facility: 101100, MOUNTAIN VIEW RECLAMATION LANDFILL

County/State that Generated Waste	Waste Type:	Municipal	Residual	Sewage Sludge	Infectious	Construction	Ash Residue	Asbestos	Total
01 ADAMS		3634.3	1013.3	78.2	0	490.8	0	0	5216.6
06 BERKS		7.9	0	0	0	0	0	0	7.9
21 CUMBERLAND		3676.2	383.3	9.2	0	782.6	0	0	4851.3
22 DAUPHIN		38.2	7052.2	193.7	0	1869.3	0	0	9153.4
28 FRANKLIN		5367.2	1643.8	217.6	0	1310.8	0	1.7	8541.1
29 FULTON		166.4	620.4	0	0	392	0	0	1178.8
31 HUNTINGDON		0	0	0	0	2.1	0	0	2.1
50 PERRY		433.6	0	0	0	20.4	0	0	454
54 SCHUYLKILL		0	732.1	0	0	0	0	0	732.1
67 YORK		0	0.1	194.8	0	233	0	0	427.9
MD MARYLAND		30083.8	1410.5	238	0	158.8	0	0	31891.1
VA VIRGINIA		8.7	0	0	0	0	0	0	8.7
WV WEST VIRGINIA		4290.8	131.1	0	0	105.8	0	5.7	4533.4
<b>Waste Totals:</b>		<b>47707.1</b>	<b>12986.8</b>	<b>931.5</b>	<b>0</b>	<b>5365.6</b>	<b>0</b>	<b>7.4</b>	<b>66998.4</b>



Please Use  
Recycled Paper

Phone: 717-783-9258  
 Printed: 5/14/2014

Also visit our Internet WWW Site at: <http://www.dep.state.pa.us>

DISCLAIMER: While care has been taken in the preparation of this report, there is no warranty or guarantee as to the data, calculation or content accuracy. The Commonwealth reserves the right to update or change any data or presentation format without notice or liability.

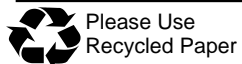
Commonwealth of Pennsylvania  
 Department of Environmental Protection  
 Bureau of Waste Management  
 Division of Reporting and Fee Collection

-----  
 Landfill Waste Receipts  
 in Tons (2000 lbs.) of Waste

For Year:    Quarter:  
 2012       /       1

Disposal Facility: 100585, NORTHWEST SANITARY LANDFILL

County/State that Generated Waste	Waste Type:	Municipal	Residual	Sewage Sludge	Infectious	Construction	Ash Residue	Asbestos	Total
02 ALLEGHENY		763.2	33.9	0	0	54	0	0	851.1
03 ARMSTRONG		1578.2	1180.9	0	0	29.2	0	0	2788.3
04 BEAVER		15.3	0	16.4	0	0	0	0	31.7
10 BUTLER		6481.2	6605.5	1662.8	0	379.9	0	0	15129.4
16 CLARION		273	259.2	28.9	0	2	0	0	563.1
17 CLEARFIELD		0	17.6	0	0	0	0	0	17.6
20 CRAWFORD		88.5	43.8	0	0	3.2	0	0	135.5
24 ELK		0	7.6	0	0	0	0	0	7.6
25 ERIE		0	26.6	0	0	0	0	0	26.6
32 INDIANA		0	518.5	0	0	0	0	0	518.5
33 JEFFERSON		0	49.6	0	0	0	0	0	49.6
37 LAWRENCE		3701.2	1.8	0	0	0.7	0	0	3703.7
41 LYCOMING		0	8.8	0	0	0	0	0	8.8
43 MERCER		125.8	222.9	0	0	2.8	0	0	351.5
61 VENANGO		573.1	623.9	0	0	147.6	0	0	1344.6
65 WESTMORELAND		0	17.6	0	0	0	0	0	17.6
<b>Waste Totals:</b>		<b>13599.5</b>	<b>9618.2</b>	<b>1708.1</b>	<b>0</b>	<b>619.4</b>	<b>0</b>	<b>0</b>	<b>25545.2</b>



Please Use  
Recycled Paper

Phone: 717-783-9258  
 Printed: 5/14/2014

Also visit our Internet WWW Site at: <http://www.dep.state.pa.us>

DISCLAIMER: While care has been taken in the preparation of this report, there is no warranty or guarantee as to the data, calculation or content accuracy. The Commonwealth reserves the right to update or change any data or presentation format without notice or liability.

Commonwealth of Pennsylvania  
 Department of Environmental Protection  
 Bureau of Waste Management  
 Division of Reporting and Fee Collection

Landfill Waste Receipts  
 in Tons (2000 lbs.) of Waste

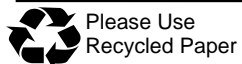
For Year: 2012    Quarter: 1

Disposal Facility: 100346, PIONEER CROSSING LANDFILL

County/State that Generated Waste	Waste Type:	Municipal	Residual	Sewage Sludge	Infectious	Construction	Ash Residue	Asbestos	Total
06 BERKS		9979.3	4218.9	3130.6	85.5	588.6	0	0	18002.9
09 BUCKS		1746	0	405	107.2	5.4	0	0	2263.6
15 CHESTER		433	141.3	0	0	72.3	0	0	646.6
22 DAUPHIN		0	15.4	0	0	0	0	0	15.4
23 DELAWARE		0	114	0	0	5	0	0	119
36 LANCASTER		233.8	0	0	0	0	0	0	233.8
38 LEBANON		0	212.1	0	0	0	0	0	212.1
39 LEHIGH		6568.4	689.7	0	79.7	20.7	8.2	0	7366.7
41 LYCOMING		0	0	0	0	0	0	0.3	0.3
46 MONTGOMERY		27652.9	1469.2	5662.5	0.3	202	268.5	0	35255.4
48 NORTHAMPTON		0	664.3	106.4	0	7.1	0	0	777.8
51 PHILADELPHIA		82.7	3.7	217.5	396.8	0	0	0	700.7
54 SCHUYLKILL		0	0	0	0	17.1	0	0	17.1
NJ NEW JERSEY		0	25.6	82	0	0	0	0	107.6
NY NEW YORK		0	649.6	0	914.4	0	0	0	1564
<b>Waste Totals:</b>		<b>46696.1</b>	<b>8203.8</b>	<b>9604</b>	<b>1583.9</b>	<b>918.2</b>	<b>276.7</b>	<b>0.3</b>	<b>67283</b>

Disposal Facility: 101069, S.E.C.C.R.A. LANDFILL

County/State that Generated Waste	Waste Type:	Municipal	Residual	Sewage Sludge	Infectious	Construction	Ash Residue	Asbestos	Total
15 CHESTER		18067.5	667.3	399.5	0	5373.6	0	0	24507.9
<b>Waste Totals:</b>		<b>18067.5</b>	<b>667.3</b>	<b>399.5</b>	<b>0</b>	<b>5373.6</b>	<b>0</b>	<b>0</b>	<b>24507.9</b>



Please Use  
Recycled Paper

Phone: 717-783-9258  
 Printed: 5/14/2014

Also visit our Internet WWW Site at: <http://www.dep.state.pa.us>

DISCLAIMER: While care has been taken in the preparation of this report, there is no warranty or guarantee as to the data, calculation or content accuracy. The Commonwealth reserves the right to update or change any data or presentation format without notice or liability.

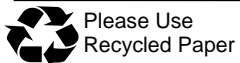
Commonwealth of Pennsylvania  
 Department of Environmental Protection  
 Bureau of Waste Management  
 Division of Reporting and Fee Collection

-----  
 Landfill Waste Receipts  
 in Tons (2000 lbs.) of Waste

For Year:    Quarter:  
 2012       /    1

Disposal Facility: 101538, SANDY RUN LANDFILL INC.

County/State that Generated Waste	Waste Type:	Municipal	Residual	Sewage Sludge	Infectious	Contruction	Ash Residue	Asbestos	Total
05 BEDFORD		5198.4	375.6	0	0	783.8	0	0	6357.8
07 BLAIR		887.7	216.5	0	0	232.7	0	0	1336.9
15 CHESTER		0	0	0	0	588.5	0	0	588.5
18 CLINTON		4.8	0	0	0	0	0	0	4.8
21 CUMBERLAND		0	0	0	0	571.7	0	0	571.7
22 DAUPHIN		0	0	0	0	83.4	0	0	83.4
28 FRANKLIN		680.6	0	0	0	0	0	0	680.6
29 FULTON		1052.3	0	0	0	182	0	0	1234.3
31 HUNTINGDON		5101.9	0	0	0	22.5	0	0	5124.4
34 JUNIATA		32.2	0	0	0	0	0	0	32.2
39 LEHIGH		652.7	0	0	0	0	0	0	652.7
44 MIFFLIN		262.7	0	0	0	27.3	0	0	290
48 NORTHAMPTON		64.1	0	0	0	0	0	0	64.1
MD MARYLAND		2348.6	1984.3	0	0	5.7	0	0	4338.6
<b>Waste Totals:</b>		<b>16286</b>	<b>2576.4</b>	<b>0</b>	<b>0</b>	<b>2497.6</b>	<b>0</b>	<b>0</b>	<b>21360</b>



Please Use  
Recycled Paper

Phone: 717-783-9258  
 Printed: 5/14/2014

Also visit our Internet WWW Site at: <http://www.dep.state.pa.us>

DISCLAIMER: While care has been taken in the preparation of this report, there is no warranty or guarantee as to the data, calculation or content accuracy. The Commonwealth reserves the right to update or change any data or presentation format without notice or liability.

Commonwealth of Pennsylvania  
 Department of Environmental Protection  
 Bureau of Waste Management  
 Division of Reporting and Fee Collection

-----  
 Landfill Waste Receipts  
 in Tons (2000 lbs.) of Waste

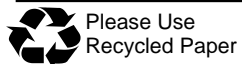
For Year: 2012    Quarter: 1  
 /

Disposal Facility: 100403, SENECA LANDFILL INC

County/State that Generated Waste	Waste Type:	Municipal	Residual	Sewage Sludge	Infectious	Construction	Ash Residue	Asbestos	Total
02 ALLEGHENY		16279.5	11756.5	1491.9	0	1473.6	0	0	31001.5
03 ARMSTRONG		672.1	207.5	193.2	0	125.5	0	0	1198.3
04 BEAVER		5784.1	7728.9	0	0	172	0	0	13685
10 BUTLER		18604.2	11075.5	1234.1	0	1349.5	0	0	32263.3
11 CAMBRIA		8.1	0	0	0	0	0	0	8.1
16 CLARION		0	11.4	7.3	0	0	0	0	18.7
20 CRAWFORD		0	77.6	68.8	0	0	0	0	146.4
25 ERIE		0	14.6	59.2	0	0	0	0	73.8
27 FOREST		0	0	0	0	0	0	0	0
32 INDIANA		0	356.4	0	0	0	0	0	356.4
33 JEFFERSON		0	0	0	0	0	0	0	0
37 LAWRENCE		841.8	1482.3	0	0	54.1	0	0	2378.2
43 MERCER		29429.8	1528.3	110.6	0	67.8	0	0	31136.5
61 VENANGO		36.2	402.2	240.6	0	0	0	0	679
63 WASHINGTON		6.7	0	374	0	0	0	0	380.7
65 WESTMORELAND		314.9	67.1	1001.6	0	37.3	0	0	1420.9
OH OHIO		999.1	0	0	0	0	0	0	999.1
<b>Waste Totals:</b>		<b>72976.5</b>	<b>34708.3</b>	<b>4781.3</b>	<b>0</b>	<b>3279.8</b>	<b>0</b>	<b>0</b>	<b>115745.9</b>

Disposal Facility: 101421, SHADE LANDFILL

County/State that Generated Waste	Waste Type:	Municipal	Residual	Sewage Sludge	Infectious	Construction	Ash Residue	Asbestos	Total
05 BEDFORD		55.8	70.7	0	0	8.3	0	0	134.8
07 BLAIR		0	723.5	0	0	0	0	0	723.5
11 CAMBRIA		21	0	0	0	12.4	0	0	33.4
14 CENTRE		19337	82.2	0	0	0	0	0	19419.2
31 HUNTINGDON		0	52.8	0	0	0	0	0	52.8
39 LEHIGH		391.8	0	0	0	0	0	0	391.8
56 SOMERSET		747.8	66.3	0	0	121.9	0	0	936
CT CONNECTICUT		32.9	0	0	0	0	0	0	32.9
<b>Waste Totals:</b>		<b>20586.3</b>	<b>995.5</b>	<b>0</b>	<b>0</b>	<b>142.6</b>	<b>0</b>	<b>0</b>	<b>21724.4</b>



Please Use  
Recycled Paper

Phone: 717-783-9258  
 Printed: 5/14/2014

Also visit our Internet WWW Site at: <http://www.dep.state.pa.us>

DISCLAIMER: While care has been taken in the preparation of this report, there is no warranty or guarantee as to the data, calculation or content accuracy. The Commonwealth reserves the right to update or change any data or presentation format without notice or liability.

Commonwealth of Pennsylvania  
Department of Environmental Protection  
Bureau of Waste Management  
Division of Reporting and Fee Collection

-----  
Landfill Waste Receipts  
in Tons (2000 lbs.) of Waste

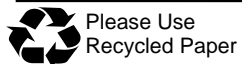
For Year:   Quarter:  
2012     /     1

Disposal Facility: 100592, SOUTH HILLS LANDFILL INC

County/State that Generated Waste	Waste Type:	Municipal	Residual	Sewage Sludge	Infectious	Construction	Ash Residue	Asbestos	Total
02 ALLEGHENY		7836.4	12792.9	595.8	0	3652.5	0	0	24877.6
26 FAYETTE		0	29.2	0	0	41.9	0	0	71.1
30 GREENE		0	390.9	0	0	8.8	0	0	399.7
63 WASHINGTON		1682.7	329.6	0	0	327.6	0	0	2339.9
65 WESTMORELAND		0	186.9	0	0	7.2	0	0	194.1
<b>Waste Totals:</b>		<b>9519.1</b>	<b>13729.5</b>	<b>595.8</b>	<b>0</b>	<b>4038</b>	<b>0</b>	<b>0</b>	<b>27882.4</b>

Disposal Facility: 100081, SOUTHERN ALLEGHENIES LANDFILL INC

County/State that Generated Waste	Waste Type:	Municipal	Residual	Sewage Sludge	Infectious	Construction	Ash Residue	Asbestos	Total
05 BEDFORD		89.8	111.1	0	0	0	0	26.9	227.8
07 BLAIR		26.6	1.1	0	0	0	0	10.1	37.8
11 CAMBRIA		6602.6	1788.4	0	0	990.1	0	2.9	9384
14 CENTRE		0	0	0	0	0	0	30.4	30.4
17 CLEARFIELD		0	0	0	0	0	0	6.4	6.4
26 FAYETTE		0	108.1	0	0	0	0	0	108.1
32 INDIANA		3.1	0	0	0	3.8	0	0	6.9
56 SOMERSET		4439.5	684.5	96.7	0	94.8	0	2	5317.5
58 SUSQUEHANNA		0	695.6	0	0	0	0	0	695.6
65 WESTMORELAND		28.2	16.2	0	0	7.9	0	0	52.3
MD MARYLAND		0	0	0	0	0	0	22.2	22.2
NY NEW YORK		0	0	0	0	0	0	93.8	93.8
<b>Waste Totals:</b>		<b>11189.8</b>	<b>3405</b>	<b>96.7</b>	<b>0</b>	<b>1096.6</b>	<b>0</b>	<b>194.7</b>	<b>15982.8</b>



Please Use  
Recycled Paper

Phone: 717-783-9258  
Printed: 5/14/2014

Also visit our Internet WWW Site at: <http://www.dep.state.pa.us>

DISCLAIMER: While care has been taken in the preparation of this report, there is no warranty or guarantee as to the data, calculation or content accuracy. The Commonwealth reserves the right to update or change any data or presentation format without notice or liability.

Commonwealth of Pennsylvania  
 Department of Environmental Protection  
 Bureau of Waste Management  
 Division of Reporting and Fee Collection

Landfill Waste Receipts  
 in Tons (2000 lbs.) of Waste

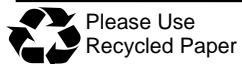
For Year: 2012    Quarter: 1

Disposal Facility: 100277, TERVITA SANITARY LANDFILL

County/State that Generated Waste	Waste Type:	Municipal	Residual	Sewage Sludge	Infectious	Construction	Ash Residue	Asbestos	Total
02 ALLEGHENY		9671.2	31.1	2160.8	0	4066.4	0	0	15929.5
10 BUTLER		0	936	0	0	3.2	0	0	939.2
17 CLEARFIELD		0	0	0	0	6	0	0	6
26 FAYETTE		1651.7	640.9	0	0	912.5	0	0.9	3206
30 GREENE		1075.6	12519.9	0	0	192.9	0	0	13788.4
32 INDIANA		0	4.6	0	0	0	0	0	4.6
41 LYCOMING		0	26.1	0	0	0	0	0	26.1
63 WASHINGTON		7610	8391.1	285.9	0	2490.8	0	0	18777.8
65 WESTMORELAND		5653	9563.6	391.8	0	3998.2	0	2058.7	21665.3
NJ NEW JERSEY		456.9	0	0	0	0	0	0	456.9
OH OHIO		0	166.4	0	0	0	0	0	166.4
WV WEST VIRGINIA		37.3	6962.5	0	0	448.6	0	0	7448.4
<b>Waste Totals:</b>		<b>26155.7</b>	<b>39242.2</b>	<b>2838.5</b>	<b>0</b>	<b>12118.6</b>	<b>0</b>	<b>2059.6</b>	<b>82414.6</b>

Disposal Facility: 101494, TULLYTOWN RESOURCE RECOVERY FACILITY

County/State that Generated Waste	Waste Type:	Municipal	Residual	Sewage Sludge	Infectious	Construction	Ash Residue	Asbestos	Total
06 BERKS		6.4	0	0	0	0	0	0	6.4
09 BUCKS		6744.1	20965.9	1809.6	162.6	1051.9	33576.9	6.5	64317.5
13 CARBON		1.2	0	0	0	0	0	0	1.2
15 CHESTER		0	107.2	13	148.1	2.8	0	0	271.1
23 DELAWARE		2890.6	44	760.6	511.4	67.6	0	0	4274.2
39 LEHIGH		37.5	0	0	0	0	0	0	37.5
46 MONTGOMERY		5058.8	3872.7	1826.3	146.2	5.2	85.7	13.9	11008.8
48 NORTHAMPTON		0	0	0	0	0	0	6.2	6.2
51 PHILADELPHIA		18118.3	3493.8	3544.4	1140.6	297	0	8.8	26602.9
CT CONNECTICUT		0	86	0	0	0	0	0	86
DE DELAWARE (ST)		0	1523.3	0	0	35.6	0	2.2	1561.1
MA MASSACHUSETTS		0	0	0	0	0.5	0	0	0.5
MD MARYLAND		0	0.7	0	0	0	0	0.5	1.2
NJ NEW JERSEY		127007.3	20155.3	4078	0	31831.4	6530.9	997	190599.9
NY NEW YORK		124782.7	2699.9	1432.4	21.2	2918.7	0	32.2	131887.1
VA VIRGINIA		0	0	0	0	0	0	5.1	5.1
<b>Waste Totals:</b>		<b>284646.9</b>	<b>52948.8</b>	<b>13464.3</b>	<b>2130.1</b>	<b>36210.7</b>	<b>40193.5</b>	<b>1072.4</b>	<b>430666.7</b>



Commonwealth of Pennsylvania  
 Department of Environmental Protection  
 Bureau of Waste Management  
 Division of Reporting and Fee Collection

-----  
 Landfill Waste Receipts  
 in Tons (2000 lbs.) of Waste

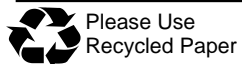
For Year:    Quarter:  
 2012       /       1

Disposal Facility: 100280, VALLEY LANDFILL

County/State that Generated Waste	Waste Type:	Municipal	Residual	Sewage Sludge	Infectious	Construction	Ash Residue	Asbestos	Total
02 ALLEGHENY		8562.5	24178.1	486.3	0	2980.5	6425.9	43.9	42677.2
03 ARMSTRONG		1687.3	9.6	0	0	49	0	0	1745.9
10 BUTLER		170.6	0	0	0	0.4	0	0	171
26 FAYETTE		138	32.6	0	0	5.4	0	0	176
32 INDIANA		0	327	0	0	0	0	0	327
65 WESTMORELAND		22150.3	14856.2	842.7	0	6510.2	19.9	14.2	44393.5
<b>Waste Totals:</b>		<b>32708.7</b>	<b>39403.5</b>	<b>1329</b>	<b>0</b>	<b>9545.5</b>	<b>6445.8</b>	<b>58.1</b>	<b>89490.6</b>

Disposal Facility: 100739, WESTERN BERKS COMMUNITY LANDFILL

County/State that Generated Waste	Waste Type:	Municipal	Residual	Sewage Sludge	Infectious	Construction	Ash Residue	Asbestos	Total
06 BERKS		10173.3	7155.3	0	0	667.9	0	1.9	17998.4
09 BUCKS		2737.5	0	0	0	84.2	0	0	2821.7
46 MONTGOMERY		8112.2	2.4	381.8	0	396	0	0	8892.4
NJ NEW JERSEY		0	0	22.7	0	0	0	0	22.7
VA VIRGINIA		0	0	49.7	0	0	0	0	49.7
<b>Waste Totals:</b>		<b>21023</b>	<b>7157.7</b>	<b>454.2</b>	<b>0</b>	<b>1148.1</b>	<b>0</b>	<b>1.9</b>	<b>29784.9</b>



Please Use  
Recycled Paper

Phone: 717-783-9258  
 Printed: 5/14/2014

Also visit our Internet WWW Site at: <http://www.dep.state.pa.us>

DISCLAIMER: While care has been taken in the preparation of this report, there is no warranty or guarantee as to the data, calculation or content accuracy. The Commonwealth reserves the right to update or change any data or presentation format without notice or liability.



Commonwealth of Pennsylvania  
 Department of Environmental Protection  
 Bureau of Waste Management  
 Division of Reporting and Fee Collection

-----  
 Landfill Waste Receipts  
 in Tons (2000 lbs.) of Waste

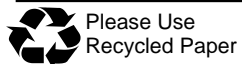
For Year:    Quarter:  
 2012       /       1

Disposal Facility: 400633, WHEELABRATOR FALLS INC

County/State that Generated Waste	Waste Type:	Municipal	Residual	Sewage Sludge	Infectious	Contruccion	Ash Residue	Asbestos	Total
06 BERKS		12.5	0	0	0	0	0	0	12.5
09 BUCKS		31688.7	0	313.1	0	3738.9	0	0	35740.7
15 CHESTER		109.4	0	0	0	1.8	0	0	111.2
21 CUMBERLAND		51.2	0	0	0	0	0	0	51.2
22 DAUPHIN		4	0	0	0	0	0	0	4
23 DELAWARE		2.5	0	0	0	0	0	0	2.5
38 LEBANON		509.9	0	0	0	0	0	0	509.9
40 LUZERNE		5.2	0	0	0	0	0	0	5.2
46 MONTGOMERY		26.4	0	0	0	27.3	0	0	53.7
51 PHILADELPHIA		56414	0	0	0	5221.1	0	0	61635.1
67 YORK		453.2	0	0	0	0	0	0	453.2
DE DELAWARE (ST)		7.4	0	0	0	0	0	0	7.4
KY KENTUCKY		15.5	0	0	0	0	0	0	15.5
NJ NEW JERSEY		23959.6	0	0	0	55.3	0	0	24014.9
NY NEW YORK		2170.3	0	0	0	0	0	0	2170.3
<b>Waste Totals:</b>		<b>115429.8</b>	<b>0</b>	<b>313.1</b>	<b>0</b>	<b>9044.4</b>	<b>0</b>	<b>0</b>	<b>124787.3</b>

Disposal Facility: 400561, YORK COUNTY RESOURCE RECOVERY CENTER

County/State that Generated Waste	Waste Type:	Municipal	Residual	Sewage Sludge	Infectious	Contruccion	Ash Residue	Asbestos	Total
01 ADAMS		2129.1	307.5	0	0	0	0	0	2436.6
21 CUMBERLAND		6569.2	6.9	0	0	0	0	0	6576.1
22 DAUPHIN		3899.7	0	0	0	0	0	0	3899.7
35 LACKAWANNA		0	7.6	0	0	0	0	0	7.6
44 MIFFLIN		0	68.6	0	0	0	0	0	68.6
51 PHILADELPHIA		3267	0	0	0	0	0	0	3267
67 YORK		66680.9	2776	0	0	0	0	0	69456.9
MD MARYLAND		5704.8	0	0	0	0	0	0	5704.8
NJ NEW JERSEY		6188.6	0	0	0	0	0	0	6188.6
<b>Waste Totals:</b>		<b>94439.3</b>	<b>3166.6</b>	<b>0</b>	<b>0</b>	<b>0</b>	<b>0</b>	<b>0</b>	<b>97605.9</b>



Please Use  
Recycled Paper

Phone: 717-783-9258  
 Printed: 5/14/2014

Also visit our Internet WWW Site at: <http://www.dep.state.pa.us>

DISCLAIMER: While care has been taken in the preparation of this report, there is no warranty or guarantee as to the data, calculation or content accuracy. The Commonwealth reserves the right to update or change any data or presentation format without notice or liability.