

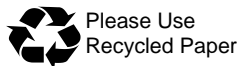
Commonwealth of Pennsylvania  
 Department of Environmental Protection  
 Bureau of Waste Management  
 Division of Reporting and Fee Collection

-----  
 Landfill Waste Receipts  
 in Tons (2000 lbs.) of Waste

For Year: 2012

Disposal Facility: 100419, ADVANCED DISPOSAL SERVICES CHESTNUT VALLEY LANDFILL

County/State that Generated Waste	Waste Type: Municipal	Residual	Sewage Sludge	Infectious	Construction	Ash Residue	Asbestos	Total
02 ALLEGHENY	0	0	0	0	0	0	26.5	26.5
07 BLAIR	0	20.7	0	151.9	0	0	0	172.6
10 BUTLER	0	3	0	0	0	0	0	3
11 CAMBRIA	90.1	3.2	0	0	0	0	0	93.3
16 CLARION	0	1.4	0	0	0	0	0	1.4
26 FAYETTE	65622.3	74469.8	5258.7	0	6567.5	17.5	9.7	151945.5
30 GREENE	9817.2	38090.3	1443.5	0	2315.9	0	6.8	51673.7
32 INDIANA	0	31.5	0	0	0	0	0	31.5
33 JEFFERSON	5.3	0	0	0	0	0	0	5.3
56 SOMERSET	448.7	6751	0	0	18.2	0	0	7217.9
63 WASHINGTON	2019.2	5478.4	0	0	75.5	0	0	7573.1
65 WESTMORELAND	8500.8	28286.2	0	2261.1	104.6	0	7.8	39160.5
MD MARYLAND	0	140.9	0	0	0	0	0	140.9
WV WEST VIRGINIA	407	3375.9	0	17.4	533.3	0	206.9	4540.5
<b>Waste Totals:</b>	<b>86910.6</b>	<b>156652.3</b>	<b>6702.2</b>	<b>2430.4</b>	<b>9615</b>	<b>17.5</b>	<b>257.7</b>	<b>262585.7</b>



Please Use  
Recycled Paper

Phone: 717-783-9258

Printed: 5/14/2014

Also visit our Internet WWW Site at: <http://www.dep.state.pa.us>

DISCLAIMER: While care has been taken in the preparation of this report, there is no warranty or guarantee as to the data, calculation or content accuracy. The Commonwealth reserves the right to update or change any data or presentation format without notice or liability.

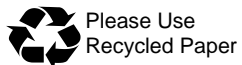
Commonwealth of Pennsylvania  
 Department of Environmental Protection  
 Bureau of Waste Management  
 Division of Reporting and Fee Collection

-----  
 Landfill Waste Receipts  
 in Tons (2000 lbs.) of Waste

For Year: 2012

Disposal Facility: 101397, ADVANCED DISPOSAL SERVICES GREENTREE LANDFILL LLC.

County/State that Generated Waste	Waste Type: Municipal	Residual	Sewage Sludge	Infectious	Construction	Ash Residue	Asbestos	Total
03 ARMSTRONG	2.9	1230.3	0	0	7.5	0	0	1240.7
05 BEDFORD	0	15.8	0	0	0	0	3.7	19.5
06 BERKS	11114.5	0	0	0	147.1	0	0	11261.6
07 BLAIR	589.6	5851.1	132.6	0	0	0	34.6	6607.9
08 BRADFORD	76.8	19	0	0	1515.1	0	0	1610.9
09 BUCKS	0	1696.1	0	0	20438.5	0	0	22134.6
10 BUTLER	0	1039.6	0	0	0	0	0	1039.6
11 CAMBRIA	2.7	865.4	0	0	0	0	0.7	868.8
12 CAMERON	2735.7	3192.8	353.3	0	73.1	0	0	6354.9
13 CARBON	0	2.4	0	0	0	0	0	2.4
14 CENTRE	10517.9	8707.2	634.1	0	534	1180.5	246.3	21820
15 CHESTER	0	47.9	0	0	0	0	0	47.9
16 CLARION	39986.3	9088	669	0	42.5	220	49.5	50055.3
17 CLEARFIELD	46592.7	53853.7	1648	0	6268.1	0	37.7	108400.2
18 CLINTON	20.5	875.1	0	0	334.2	0	20.6	1250.4
20 CRAWFORD	25.4	44.3	10	0	0	11.7	0	91.4
23 DELAWARE	0	3051.3	296.1	0	15.3	0	39.8	3402.5
24 ELK	11223.2	23997.1	3539.7	0	3235.3	2477.1	58.7	44531.1
26 FAYETTE	0	330.3	0	0	0	0	0	330.3
27 FOREST	11.9	5433.5	175.1	0	79.1	0	0	5699.6
30 GREENE	0	1.2	0	0	0	0	0	1.2
31 HUNTINGDON	14.2	57.2	226	24.9	0	0	3.8	326.1
32 INDIANA	1983.7	1499.6	0	0	22.2	0	0	3505.5
33 JEFFERSON	16952.1	18195.8	877.3	0	2727.7	0	91.7	38844.6
36 LANCASTER	0	17	0	0	0	0	0	17
37 LAWRENCE	0	8.7	0	0	0	0	0	8.7
39 LEHIGH	51.8	0	0	0	2279.7	0	0	2331.5
41 LYCOMING	0	6624.4	0	0	38.3	0	0	6662.7
42 MCKEAN	0	1289.7	0	0	52	5366.6	496.6	7204.9
43 MERCER	0	1195	0	0	0	0	0	1195



Please Use  
Recycled Paper

Phone: 717-783-9258

Printed: 5/14/2014

Also visit our Internet WWW Site at: <http://www.dep.state.pa.us>

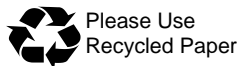
DISCLAIMER: While care has been taken in the preparation of this report, there is no warranty or guarantee as to the data, calculation or content accuracy. The Commonwealth reserves the right to update or change any data or presentation format without notice or liability.

**Commonwealth of Pennsylvania  
Department of Environmental Protection  
Bureau of Waste Management  
Division of Reporting and Fee Collection**

-----  
**Landfill Waste Receipts  
in Tons (2000 lbs.) of Waste**

**For Year: 2012**

44 MIFFLIN	0	51.5	0	0	0	0	0	51.5
45 MONROE	0	5.7	0	0	0	0	0	5.7
46 MONTGOMERY	0	9873.9	0	0	0	0	19.2	9893.1
48 NORTHAMPTON	5482.6	2496.8	0	0	0	0	0	7979.4
49 NORTHUMBERLAND	0	14.6	0	0	0	0	0	14.6
50 PERRY	24.1	24.5	0	0	0	0	0	48.6
51 PHILADELPHIA	0	643.3	0	0	0	0	0	643.3
53 POTTER	109.7	1425.3	0	0	364.6	0	4.4	1904
54 SCHUYLKILL	0	84.9	0	0	0	0	0	84.9
56 SOMERSET	0	22.5	0	0	0	0	0	22.5
59 TIOGA	14	1575.4	0	0	17.5	0	8.5	1615.4
61 VENANGO	25.3	1112.9	387.9	0	19.2	0	0.2	1545.5
62 WARREN	27287.9	4583.4	78.8	0	0	0	32.4	31982.5
63 WASHINGTON	0	0	0	0	0	0	0.2	0.2
65 WESTMORELAND	0	1426.2	0	0	0	0	0	1426.2
CT CONNECTICUT	0	41526.6	0	0	0	0	16450.6	57977.2
DE DELAWARE (ST)	0	56.4	45466.3	0	0	0	0	45522.7
MD MARYLAND	0	0	0	0	934.6	0	5.5	940.1
NJ NEW JERSEY	211491.4	28624	22362.5	0	3425.6	0	223	266126.5
NY NEW YORK	18963.5	1447.9	8984.3	0	2011	5318.6	1217.6	37942.9
OH OHIO	0	1692.2	0	0	0	0	0	1692.2
RI RHODE ISLAND	0	0	0	0	0.7	0	0	0.7
VA VIRGINIA	0	26.9	0	0	0	0	0	26.9
WV WEST VIRGINIA	0	30.6	0	0	0	0	0	30.6
<b>Waste Totals:</b>	<b>405300.4</b>	<b>244975</b>	<b>85841</b>	<b>24.9</b>	<b>44582.9</b>	<b>14574.5</b>	<b>19045.3</b>	<b>814344</b>



Please Use  
Recycled Paper

Phone: 717-783-9258

Printed: 5/14/2014

Also visit our Internet WWW Site at: <http://www.dep.state.pa.us>

DISCLAIMER: While care has been taken in the preparation of this report, there is no warranty or guarantee as to the data, calculation or content accuracy. The Commonwealth reserves the right to update or change any data or presentation format without notice or liability.

Commonwealth of Pennsylvania  
 Department of Environmental Protection  
 Bureau of Waste Management  
 Division of Reporting and Fee Collection

-----  
 Landfill Waste Receipts  
 in Tons (2000 lbs.) of Waste

For Year: 2012

Disposal Facility: 100933, ALLIANCE SANITARY LANDFILL INC

County/State that Generated Waste	Waste Type: Municipal	Residual	Sewage Sludge	Infectious	Construction	Ash Residue	Asbestos	Total
08 BRADFORD	5.5	9714.5	0	0	6.7	0	0	9726.7
13 CARBON	670.1	0	0	0	0	0	0	670.1
19 COLUMBIA	76.1	0	0	0	0	0	0	76.1
35 LACKAWANNA	49911.1	4538	262.3	0	3822.8	0	0	58534.2
40 LUZERNE	69261.1	3972.9	4136.8	0	441.7	0	0	77812.5
45 MONROE	6903.8	354.9	0	0	6.5	0	0	7265.2
48 NORTHAMPTON	2.8	3.2	0	0	0	0	0	6
52 PIKE	15025.2	35.3	0	0	12	0	0	15072.5
54 SCHUYLKILL	0	78.5	0	0	0	0	0	78.5
57 SULLIVAN	0	6247	0	0	0	0	0	6247
58 SUSQUEHANNA	5745.3	19674	0	0	8525.8	0	0	33945.1
64 WAYNE	17941.2	197.3	0	0	7.6	0	0	18146.1
66 WYOMING	7964.7	3049.6	0	0	31.3	0	0	11045.6
NY NEW YORK	5906.6	804.9	0	0	5.1	0	0	6716.6
<b>Waste Totals:</b>	<b>179413.5</b>	<b>48670.1</b>	<b>4399.1</b>	<b>0</b>	<b>12859.5</b>	<b>0</b>	<b>0</b>	<b>245342.2</b>

Disposal Facility: 100172, ARDEN LANDFILL INC.

County/State that Generated Waste	Waste Type: Municipal	Residual	Sewage Sludge	Infectious	Construction	Ash Residue	Asbestos	Total
02 ALLEGHENY	83993.6	6584.5	0	0	4160.3	14357.9	0	109096.3
04 BEAVER	59433.1	5137.7	444.2	52.4	99.5	0	0	65166.9
10 BUTLER	0	437.5	0	0	0	0	0	437.5
26 FAYETTE	2280.3	493	0	0	94.6	0	0	2867.9
30 GREENE	6301.7	42026.5	0	0	7138.2	0	0	55466.4
32 INDIANA	0	0	0	0	0	4519.5	0	4519.5
63 WASHINGTON	63701	178401.7	5686.6	597.2	8130.8	0	0	256517.3
65 WESTMORELAND	3.3	1752.6	0	0	178	0	0	1933.9
OH OHIO	3151.6	931.6	23.4	0	44.3	0	0	4150.9
WV WEST VIRGINIA	4349.4	29793	0	998.7	2571.7	7074.1	0	44786.9
<b>Waste Totals:</b>	<b>223214</b>	<b>265558.1</b>	<b>6154.2</b>	<b>1648.3</b>	<b>22417.4</b>	<b>25951.5</b>	<b>0</b>	<b>544943.5</b>



Please Use  
Recycled Paper

Phone: 717-783-9258  
 Printed: 5/14/2014

Also visit our Internet WWW Site at: <http://www.dep.state.pa.us>

DISCLAIMER: While care has been taken in the preparation of this report, there is no warranty or guarantee as to the data, calculation or content accuracy. The Commonwealth reserves the right to update or change any data or presentation format without notice or liability.

Commonwealth of Pennsylvania  
 Department of Environmental Protection  
 Bureau of Waste Management  
 Division of Reporting and Fee Collection

-----  
 Landfill Waste Receipts  
 in Tons (2000 lbs.) of Waste

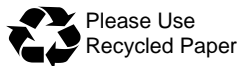
For Year: 2012

Disposal Facility: 101243, BRADFORD COUNTY SANITARY LANDFILL

County/State that Generated Waste	Waste Type: Municipal	Residual	Sewage Sludge	Infectious	Construction	Ash Residue	Asbestos	Total
08 BRADFORD	28464.2	13492	669.6	0	17108.6	0	36	59770.4
19 COLUMBIA	0.4	0	0	0	0	0	0	0.4
41 LYCOMING	7.9	486.5	0	0	35.8	0	0	530.2
53 POTTER	1.8	0	99.8	0	3.6	0	0	105.2
57 SULLIVAN	3376.1	174.1	26.7	0	2701.9	0	0	6278.8
58 SUSQUEHANNA	389.5	5.8	0	0	120.3	0	0	515.6
59 TIOGA	16660.5	16496.1	1492.8	0	3267.8	0	0	37917.2
66 WYOMING	2870.5	443	0	0	709.9	0	0	4023.4
NY NEW YORK	242.1	2.3	0	0	5.7	0	0	250.1
<b>Waste Totals:</b>	<b>52013</b>	<b>31099.8</b>	<b>2288.9</b>	<b>0</b>	<b>23953.6</b>	<b>0</b>	<b>36</b>	<b>109391.3</b>

Disposal Facility: 100361, Casella Waste Management

County/State that Generated Waste	Waste Type: Municipal	Residual	Sewage Sludge	Infectious	Construction	Ash Residue	Asbestos	Total
08 BRADFORD	0	3930.7	0	0	0	0	0	3930.7
12 CAMERON	14.9	1480.8	0	0	103.9	0	0	1599.6
24 ELK	7400.8	6060.5	0	0	1939.1	0	0	15400.4
27 FOREST	0	872.7	0	0	9.8	0	0	882.5
33 JEFFERSON	5861.2	16.3	0	0	734.2	0	0	6611.7
42 MCKEAN	18652	12341.3	3493.8	0	4930.1	0	0	39417.2
53 POTTER	0	594.8	26.7	0	0	0	0	621.5
59 TIOGA	0	915	0	0	0	0	0	915
61 VENANGO	0	25.4	0	0	0	0	0	25.4
62 WARREN	136.3	1014	658.9	0	644.1	0	0	2453.3
NY NEW YORK	0	5634.1	0	0	49.6	0	0	5683.7
<b>Waste Totals:</b>	<b>32065.2</b>	<b>32885.6</b>	<b>4179.4</b>	<b>0</b>	<b>8410.8</b>	<b>0</b>	<b>0</b>	<b>77541</b>



Please Use  
Recycled Paper

Phone: 717-783-9258  
 Printed: 5/14/2014

Also visit our Internet WWW Site at: <http://www.dep.state.pa.us>

DISCLAIMER: While care has been taken in the preparation of this report, there is no warranty or guarantee as to the data, calculation or content accuracy. The Commonwealth reserves the right to update or change any data or presentation format without notice or liability.


Commonwealth of Pennsylvania  
 Department of Environmental Protection  
 Bureau of Waste Management  
 Division of Reporting and Fee Collection

-----  
 Landfill Waste Receipts  
 in Tons (2000 lbs.) of Waste

For Year: 2012

Disposal Facility: 100944, CHESTER COUNTY SWA LANCHESTER LANDFILL

County/State that Generated Waste	Waste Type: Municipal	Residual	Sewage Sludge	Infectious	Construction	Ash Residue	Asbestos	Total
06 BERKS	23995.5	230.1	0	0	2852	0	0.3	27077.9
09 BUCKS	75.5	0	0	0	0.9	0	15.5	91.9
15 CHESTER	233576	12873.6	2262.8	2893.7	22746.6	0	55.1	274407.8
22 DAUPHIN	0	0	0	0	0	40687.9	0	40687.9
23 DELAWARE	30.2	0	0	0	49.5	0	43.2	122.9
24 ELK	0	0	0	0	0	0	0	0
36 LANCASTER	300.3	548.2	24.1	0	567.1	0	0	1439.7
38 LEBANON	0	68.7	0	0	4.3	0	1.7	74.7
39 LEHIGH	0	0	0	0	0	0	3.7	3.7
46 MONTGOMERY	3718.2	38	0	0	583.8	0	9.4	4349.4
48 NORTHAMPTON	0	0	0	0	0	0	0	0
51 PHILADELPHIA	0	0	0	0	2.2	0	193.9	196.1
54 SCHUYLKILL	7.5	0	0	0	0	0	0	7.5
67 YORK	0	0	0	0	0	0	0.5	0.5
NJ NEW JERSEY	0	0	0	0	0	0	0	0
<b>Waste Totals:</b>	<b>261703.2</b>	<b>13758.6</b>	<b>2286.9</b>	<b>2893.7</b>	<b>26806.4</b>	<b>40687.9</b>	<b>323.3</b>	<b>348460</b>



Please Use  
Recycled Paper

Phone: 717-783-9258

Printed: 5/14/2014

Also visit our Internet WWW Site at: <http://www.dep.state.pa.us>

DISCLAIMER: While care has been taken in the preparation of this report, there is no warranty or guarantee as to the data, calculation or content accuracy. The Commonwealth reserves the right to update or change any data or presentation format without notice or liability.

Commonwealth of Pennsylvania  
 Department of Environmental Protection  
 Bureau of Waste Management  
 Division of Reporting and Fee Collection

-----  
 Landfill Waste Receipts  
 in Tons (2000 lbs.) of Waste

For Year: 2012

Disposal Facility: 100022, CHRIN BROTHERS SANITARY LANDFILL

County/State that Generated Waste	Waste Type: Municipal	Residual	Sewage Sludge	Infectious	Construction	Ash Residue	Asbestos	Total
06 BERKS	5.6	0.8	0	0	93.8	0	4.4	104.6
09 BUCKS	2381.5	12.2	0	0	1162.2	0	0	3555.9
13 CARBON	192.9	0	0	0	312.3	0	0	505.2
15 CHESTER	0	0	0	0	48.8	0	0	48.8
39 LEHIGH	35748.1	1418.8	0	0	8276.9	0	165.8	45609.6
40 LUZERNE	103.2	11.1	0	0	48.7	0	0	163
45 MONROE	13818	0	0	0	3640.2	0	0	17458.2
46 MONTGOMERY	0	1.5	0	0	24.2	0	10.5	36.2
48 NORTHAMPTON	47774.1	5730.9	0	0	19257	0	134.1	72896.1
52 PIKE	239	23.8	0	0	154.5	0	0	417.3
64 WAYNE	63.4	0	0	0	5.6	0	1.1	70.1
NJ NEW JERSEY	20469.4	340.2	0	0	3943.4	0	341.5	25094.5
<b>Waste Totals:</b>	<b>120795.2</b>	<b>7539.3</b>	<b>0</b>	<b>0</b>	<b>36967.6</b>	<b>0</b>	<b>657.4</b>	<b>165959.5</b>



Please Use  
Recycled Paper

Phone: 717-783-9258

Printed: 5/14/2014

Also visit our Internet WWW Site at: <http://www.dep.state.pa.us>

DISCLAIMER: While care has been taken in the preparation of this report, there is no warranty or guarantee as to the data, calculation or content accuracy. The Commonwealth reserves the right to update or change any data or presentation format without notice or liability.

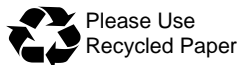
Commonwealth of Pennsylvania  
 Department of Environmental Protection  
 Bureau of Waste Management  
 Division of Reporting and Fee Collection

-----  
 Landfill Waste Receipts  
 in Tons (2000 lbs.) of Waste

For Year: 2012

Disposal Facility: 100955, CLINTON COUNTY SWA WAYNE TOWNSHIP LANDFILL

County/State that Generated Waste	Waste Type: Municipal	Residual	Sewage Sludge	Infectious	Construction	Ash Residue	Asbestos	Total
01 ADAMS	0	0	0	0	0	0	1.1	1.1
05 BEDFORD	0	0	0	0	0	0	1	1
06 BERKS	0	0	0	0	68.2	0	0	68.2
07 BLAIR	0	0	0	0	188.7	0	11.5	200.2
08 BRADFORD	16.7	121.6	0	0	28.7	0	1.3	168.3
09 BUCKS	0	0	0	0	0	0	0.2	0.2
11 CAMBRIA	0	0	0	0	0	0	7	7
13 CARBON	5348.2	0	0	0	0	0	0	5348.2
14 CENTRE	2579	3137.6	3096.9	0	232.5	0	510.8	9556.8
17 CLEARFIELD	2550	1551	0	0	360.4	0	6.8	4468.2
18 CLINTON	28752.5	17951.6	2913.1	1.6	8008	0	94.2	57721
19 COLUMBIA	289.5	7890.1	0	0	177.4	0	8	8365
21 CUMBERLAND	0	0	0	0	0	0	14.9	14.9
22 DAUPHIN	0	0	0	0	0	0	14.9	14.9
24 ELK	0	0	0	0	0	0	1.2	1.2
25 ERIE	0	0	0	0	0	0	1.2	1.2
28 FRANKLIN	0	0	0	0	0	0	1	1
31 HUNTINGDON	1037.6	43	0	0	85.9	0	3.9	1170.4
32 INDIANA	0	0	0	0	0	0	4.6	4.6
33 JEFFERSON	0	0	0	0	0	0	6.6	6.6
34 JUNIATA	0	0	0	0	0	0	0.8	0.8
35 LACKAWANNA	0	0	0	0	0	0	6.1	6.1
36 LANCASTER	0	0	0	0	0	0	0.1	0.1
38 LEBANON	0	0	0	0	0	0	19.1	19.1
39 LEHIGH	11203.8	243.6	0	0	34.1	0	0	11481.5
40 LUZERNE	357	0	0	0	642.1	0	21.6	1020.7
41 LYCOMING	22631.5	106121.4	552.8	0	9295.5	0	100.6	138701.8
42 MCKEAN	0	13.7	0	0	0	0	0.2	13.9
44 MIFFLIN	0	2054.4	0	0	331.9	0	36.9	2423.2
45 MONROE	0	0	0	0	0	0	1.5	1.5



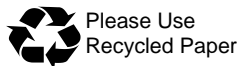


Commonwealth of Pennsylvania  
 Department of Environmental Protection  
 Bureau of Waste Management  
 Division of Reporting and Fee Collection

-----  
 Landfill Waste Receipts  
 in Tons (2000 lbs.) of Waste

For Year: **2012**

46 MONTGOMERY	0	0	0	0	0	0	0.4	0.4
47 MONTOUR	0	0	0	0	12.2	0	14.1	26.3
48 NORTHAMPTON	2802.6	6.7	0	0	0	0	0.9	2810.2
49 NORTHUMBERLAND	46	0	0	0	2096.2	0	2.4	2144.6
51 PHILADELPHIA	0	0	0	0	0	0	1.3	1.3
53 POTTER	0	0	0	0	6.6	0	3.1	9.7
54 SCHUYLKILL	2066.9	488.9	0	0	157.6	0	6	2719.4
55 SNYDER	20.1	0	0	0	253.3	0	0.8	274.2
56 SOMERSET	0	0	0	0	0	0	1.3	1.3
57 SULLIVAN	17.3	0	0	0	5.7	0	0	23
59 TIOGA	30.4	738.7	0	0	231.9	0	39.1	1040.1
60 UNION	3.2	226.4	0	0	339.9	0	22.5	592
63 WASHINGTON	0	0	0	0	0	0	2.3	2.3
67 YORK	0	0	0	0	0	0	17.8	17.8
<b>Waste Totals:</b>	<b>79752.3</b>	<b>140588.7</b>	<b>6562.8</b>	<b>1.6</b>	<b>22556.8</b>	<b>0</b>	<b>989.1</b>	<b>250451.3</b>



Please Use  
Recycled Paper

Phone: 717-783-9258  
 Printed: 5/14/2014

Also visit our Internet WWW Site at: <http://www.dep.state.pa.us>

DISCLAIMER: While care has been taken in the preparation of this report, there is no warranty or guarantee as to the data, calculation or content accuracy. The Commonwealth reserves the right to update or change any data or presentation format without notice or liability.

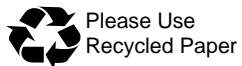
Commonwealth of Pennsylvania  
 Department of Environmental Protection  
 Bureau of Waste Management  
 Division of Reporting and Fee Collection

-----  
 Landfill Waste Receipts  
 in Tons (2000 lbs.) of Waste

For Year: 2012

Disposal Facility: 101615, COMMONWEALTH ENVIRONMENTAL SYSTEMS LANDFILL

County/State that Generated Waste	Waste Type: Municipal	Residual	Sewage Sludge	Infectious	Construction	Ash Residue	Asbestos	Total
06 BERKS	13287.6	838.8	199.6	0	33.3	0	0	14359.3
09 BUCKS	27.9	1654.1	0	0	0	0	0	1682
13 CARBON	20979.1	268.1	4.6	0	284	0	0	21535.8
19 COLUMBIA	13.3	0	0	0	7.3	0	0	20.6
21 CUMBERLAND	1379.2	0	0	0	19.8	0	0	1399
22 DAUPHIN	30.5	856.9	193	0	7906.8	2.7	111.7	9101.6
38 LEBANON	0	3395.7	10.2	0	0	0	0	3405.9
39 LEHIGH	8243.2	0	0	0	18.7	0	0	8261.9
40 LUZERNE	42500.5	8537.5	10729.4	297.5	2155.9	0	0	64220.8
45 MONROE	570.5	0	0	0	0	0	0	570.5
49 NORTHUMBERLAND	13933.7	313.6	0	0	903.3	0	0	15150.6
51 PHILADELPHIA	0	27.4	0	0	9047.5	0	0	9074.9
54 SCHUYLKILL	85203.2	10456.8	2692.8	157.6	5362.6	0	9.6	103882.6
55 SNYDER	0.5	0	0	0	0	0	0	0.5
60 UNION	0.3	0	0	0	0	0	0	0.3
NJ NEW JERSEY	22733.7	129.6	14.9	0	87903.3	0	0	110781.5
NY NEW YORK	105491.6	0	877	0	4552	0	0	110920.6
<b>Waste Totals:</b>	<b>314394.8</b>	<b>26478.5</b>	<b>14721.5</b>	<b>455.1</b>	<b>118194.5</b>	<b>2.7</b>	<b>121.3</b>	<b>474368.4</b>



Please Use  
Recycled Paper

Phone: 717-783-9258  
 Printed: 5/14/2014

Also visit our Internet WWW Site at: <http://www.dep.state.pa.us>

DISCLAIMER: While care has been taken in the preparation of this report, there is no warranty or guarantee as to the data, calculation or content accuracy. The Commonwealth reserves the right to update or change any data or presentation format without notice or liability.


Commonwealth of Pennsylvania  
 Department of Environmental Protection  
 Bureau of Waste Management  
 Division of Reporting and Fee Collection

-----  
 Landfill Waste Receipts  
 in Tons (2000 lbs.) of Waste

For Year: 2012

Disposal Facility: 101509, CONNESTOGA LANDFILL

County/State that Generated Waste	Waste Type: Municipal	Residual	Sewage Sludge	Infectious	Construction	Ash Residue	Asbestos	Total
06 BERKS	76655.8	28581.2	637.7	18507.8	654.5	40.5	80.6	125158.1
09 BUCKS	142.7	707.1	0	15.3	0	0	31.8	896.9
15 CHESTER	0	31334.3	25.4	0	0	477.3	47.3	31884.3
22 DAUPHIN	0	51.9	0	0	0	0	0	51.9
23 DELAWARE	0	3642.1	761.6	0	1.1	2875.3	55.8	7335.9
36 LANCASTER	0	2236.4	0	0	0	0	0	2236.4
39 LEHIGH	4432.4	1265.1	0	0	0	0	10.9	5708.4
46 MONTGOMERY	57745.7	2616.7	0	247.2	198.5	8.8	186.4	61003.3
48 NORTHAMPTON	0	0	0	1701.7	0	0	3.1	1704.8
51 PHILADELPHIA	116628	22126.8	0	227.3	11326.8	0	116.2	150425.1
DE DELAWARE (ST)	0	1414.4	0	0	3.4	0	8.6	1426.4
MD MARYLAND	21.4	361.7	0	0	0	0	26.2	409.3
NJ NEW JERSEY	162911.2	12077.1	0	0	3246.8	285.2	1659	180179.3
NY NEW YORK	2629.8	9152.2	0	0	19.9	0	14.5	11816.4
<b>Waste Totals:</b>	<b>421167</b>	<b>115567</b>	<b>1424.7</b>	<b>20699.3</b>	<b>15451</b>	<b>3687.1</b>	<b>2240.4</b>	<b>580236.5</b>



Please Use  
Recycled Paper

Phone: 717-783-9258

Printed: 5/14/2014

Also visit our Internet WWW Site at: <http://www.dep.state.pa.us>

DISCLAIMER: While care has been taken in the preparation of this report, there is no warranty or guarantee as to the data, calculation or content accuracy. The Commonwealth reserves the right to update or change any data or presentation format without notice or liability.

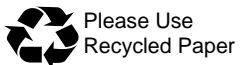
Commonwealth of Pennsylvania  
 Department of Environmental Protection  
 Bureau of Waste Management  
 Division of Reporting and Fee Collection

-----  
 Landfill Waste Receipts  
 in Tons (2000 lbs.) of Waste

For Year: 2012

Disposal Facility: 400593, COVANTA DELAWARE VALLEY

County/State that Generated Waste	Waste Type: Municipal	Residual	Sewage Sludge	Infectious	Construction	Ash Residue	Asbestos	Total
09 BUCKS	32.6	866.9	0	0	0	0	0	899.5
15 CHESTER	6.1	11.2	0	0	0	0	0	17.3
23 DELAWARE	351008.8	2346.6	0	0	0	0	0	353355.4
36 LANCASTER	22	0	0	0	0	0	0	22
39 LEHIGH	0	5.7	0	0	0	0	0	5.7
40 LUZERNE	0	17.7	0	0	0	0	0	17.7
46 MONTGOMERY	138.1	80.3	0	0	0	0	0	218.4
51 PHILADELPHIA	294572.4	4195.6	0	0	0	0	0	298768
54 SCHUYLKILL	0	22.4	0	0	0	0	0	22.4
67 YORK	20.7	0	0	0	0	0	0	20.7
CT CONNECTICUT	1206.9	0	0	0	0	0	0	1206.9
DE DELAWARE (ST)	1758.2	14034.7	0	0	0	0	0	15792.9
GA GEORGIA	0	11.8	0	0	0	0	0	11.8
MD MARYLAND	21419.2	0	0	0	0	0	0	21419.2
NC NORTH CAROLINA	0	38.3	0	0	0	0	0	38.3
NJ NEW JERSEY	122092.8	10760.3	0	0	0	0	0	132853.1
NY NEW YORK	369834	17.6	0	0	0	0	0	369851.6
PR PUERTO RICO	0	1257.4	0	0	0	0	0	1257.4
VA VIRGINIA	3184.5	1951.6	0	0	0	0	0	5136.1
<b>Waste Totals:</b>	<b>1165296.3</b>	<b>35618.1</b>	<b>0</b>	<b>0</b>	<b>0</b>	<b>0</b>	<b>0</b>	<b>1200914.4</b>



Please Use  
Recycled Paper

Phone: 717-783-9258

Printed: 5/14/2014

Also visit our Internet WWW Site at: <http://www.dep.state.pa.us>

DISCLAIMER: While care has been taken in the preparation of this report, there is no warranty or guarantee as to the data, calculation or content accuracy. The Commonwealth reserves the right to update or change any data or presentation format without notice or liability.

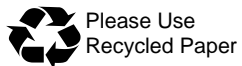
Commonwealth of Pennsylvania  
 Department of Environmental Protection  
 Bureau of Waste Management  
 Division of Reporting and Fee Collection

-----  
 Landfill Waste Receipts  
 in Tons (2000 lbs.) of Waste

For Year: 2012

Disposal Facility: 400558, COVANTA PLYMOUTH RENEWABLE ENERGY

County/State that Generated Waste	Waste Type: Municipal	Residual	Sewage Sludge	Infectious	Construction	Ash Residue	Asbestos	Total
06 BERKS	493.7	5.6	0	0	0	0	0	499.3
09 BUCKS	34987.8	208.2	0	0	0	0	0	35196
15 CHESTER	24.3	720.4	0	0	0	0	0	744.7
23 DELAWARE	4312.7	544.3	0	0	0	0	0	4857
39 LEHIGH	3157.6	1473.8	0	0	0	0	0	4631.4
46 MONTGOMERY	340249.4	5913.4	0	0	0	0	0	346162.8
51 PHILADELPHIA	6153.6	53.8	0	0	0	0	0	6207.4
DE DELAWARE (ST)	8	12.1	0	0	0	0	0	20.1
NJ NEW JERSEY	5490.6	0	0	0	0	0	0	5490.6
NY NEW YORK	22252.8	0	0	0	0	0	0	22252.8
<b>Waste Totals:</b>	<b>417130.5</b>	<b>8931.6</b>	<b>0</b>	<b>0</b>	<b>0</b>	<b>0</b>	<b>0</b>	<b>426062.1</b>



Please Use  
Recycled Paper

Phone: 717-783-9258

Printed: 5/14/2014

Also visit our Internet WWW Site at: <http://www.dep.state.pa.us>

DISCLAIMER: While care has been taken in the preparation of this report, there is no warranty or guarantee as to the data, calculation or content accuracy. The Commonwealth reserves the right to update or change any data or presentation format without notice or liability.

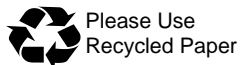
Commonwealth of Pennsylvania  
 Department of Environmental Protection  
 Bureau of Waste Management  
 Division of Reporting and Fee Collection

-----  
 Landfill Waste Receipts  
 in Tons (2000 lbs.) of Waste

For Year: 2012

Disposal Facility: 100945, CUMBERLAND COUNTY LANDFILL

County/State that Generated Waste	Waste Type: Municipal	Residual	Sewage Sludge	Infectious	Construction	Ash Residue	Asbestos	Total
01 ADAMS	7805.2	417.3	0	0	938.9	0	0	9161.4
06 BERKS	5563.5	12578	0	0	117.9	0	0	18259.4
09 BUCKS	0	302.8	360.8	0	0	0	0	663.6
11 CAMBRIA	0	0	0	0	59.5	0	0	59.5
15 CHESTER	22.9	1163.4	0	0	15844.9	0	0	17031.2
19 COLUMBIA	0	374.7	0	0	0	0	0	374.7
21 CUMBERLAND	39142.9	20830.4	4896	0	32025.3	0	1056.8	97951.4
22 DAUPHIN	7047.1	76350.1	0	0	2711.1	0	4159.9	90268.2
23 DELAWARE	0	2115.6	1323.6	0	0	0	0	3439.2
28 FRANKLIN	10004.3	166.9	3611.7	0	1025.8	0	261.7	15070.4
29 FULTON	0	0	0	0	2.8	0	71.8	74.6
31 HUNTINGDON	20.8	722.4	0	0	5	0	0	748.2
34 JUNIATA	33.8	253.9	360.5	0	266.2	0	0	914.4
35 LACKAWANNA	0	341.3	0	0	0	0	0	341.3
36 LANCASTER	0	12	1128.3	0	3	0	33.8	1177.1
38 LEBANON	0	11507.8	0	0	0	0	3.5	11511.3
39 LEHIGH	16730.5	460.8	0	0	0	0	0	17191.3
40 LUZERNE	0	31.3	9	0	0	0	0	40.3
41 LYCOMING	0	10.1	0	0	64.5	0	0	74.6
44 MIFFLIN	0	0	0	0	4.2	0	0	4.2
46 MONTGOMERY	0	260.3	907.3	0	0	0	0	1167.6
48 NORTHAMPTON	12639	13811.9	16.1	0	42	0	0	26509
49 NORTHUMBERLAND	1278.7	0	0	0	0	0	0	1278.7
50 PERRY	8975.5	83.5	526.4	0	4403.2	0	19.7	14008.3
51 PHILADELPHIA	7610.9	1330.7	0	0	441.8	0	228.5	9611.9
54 SCHUYLKILL	19090.4	1013.9	120.2	0	378.7	0	0	20603.2
66 WYOMING	0	14313.8	0	0	0	0	0	14313.8
67 YORK	89	38231	53.8	0	1975.3	0	19.7	40368.8
CT CONNECTICUT	0	447	0	0	0	0	0	447
DE DELAWARE (ST)	0	661	0	0	1253.7	0	0	1914.7



**Commonwealth of Pennsylvania  
Department of Environmental Protection  
Bureau of Waste Management  
Division of Reporting and Fee Collection**

**Landfill Waste Receipts  
in Tons (2000 lbs.) of Waste**

**For Year: 2012**

MD MARYLAND	65820.2	10689.7	1182.2	0	533.1	0	59.1	78284.3
NJ NEW JERSEY	163344.2	10538.2	23582.4	0	25.4	0	6137.1	203627.3
NY NEW YORK	12943.9	127.6	4795.5	0	0	0	1692.8	19559.8
VA VIRGINIA	17.6	0	0	0	0	0	14.4	32
WV WEST VIRGINIA	1.1	0	0	0	0	0	8.7	9.8
<b>Waste Totals:</b>	<b>378181.5</b>	<b>219147.4</b>	<b>42873.8</b>	<b>0</b>	<b>62122.3</b>	<b>0</b>	<b>13767.5</b>	<b>716092.5</b>

**Disposal Facility: 100345, DELAWARE COUNTY SWA ROLLING HILLS LANDFILL**

County/State that Generated Waste	Waste Type: Municipal	Residual	Sewage Sludge	Infectious	Construction	Ash Residue	Asbestos	Total
06 BERKS	66230.7	5869.5	0	0	0	35062.8	36.7	107199.7
15 CHESTER	7171.1	0	0	0	308.2	0	0	7479.3
23 DELAWARE	563.7	0	0	0	0	368950.9	0	369514.6
46 MONTGOMERY	14454.5	1808.3	0	0	0	109202.7	0	125465.5
NJ NEW JERSEY	0	6431	0	0	39804.1	0	0	46235.1
<b>Waste Totals:</b>	<b>88420</b>	<b>14108.8</b>	<b>0</b>	<b>0</b>	<b>40112.3</b>	<b>513216.4</b>	<b>36.7</b>	<b>655894.2</b>

**Disposal Facility: 100434, EVERGREEN LANDFILL**

County/State that Generated Waste	Waste Type: Municipal	Residual	Sewage Sludge	Infectious	Construction	Ash Residue	Asbestos	Total
02 ALLEGHENY	0	4814.4	0	0	41	0	0	4855.4
03 ARMSTRONG	14480.2	17559.6	237.5	0	2753.4	0	0	35030.7
10 BUTLER	1.1	776.4	0	0	7.4	0	0	784.9
11 CAMBRIA	102.5	15.2	0	0	34.2	0	0	151.9
16 CLARION	13.2	0.6	0	0	37	0	0	50.8
17 CLEARFIELD	10.1	200.8	0	0	11.4	0	0	222.3
26 FAYETTE	1.5	57.7	0	0	4.8	0	0	64
30 GREENE	0	84.7	0	0	0	0	0	84.7
32 INDIANA	38109.9	24019.1	3108.7	0	5769.3	1620.7	0	72627.7
33 JEFFERSON	1047.2	3540.5	987	0	318.9	0	0	5893.6
56 SOMERSET	14.3	0	0	0	1.2	0	0	15.5
63 WASHINGTON	0	25.2	0	0	0	0	0	25.2
65 WESTMORELAND	20858.8	16288.6	337.4	0	1157	0	0	38641.8
<b>Waste Totals:</b>	<b>74638.8</b>	<b>67382.8</b>	<b>4670.6</b>	<b>0</b>	<b>10135.6</b>	<b>1620.7</b>	<b>0</b>	<b>158448.5</b>



Please Use  
Recycled Paper

Phone: 717-783-9258

Printed: 5/14/2014

Also visit our Internet WWW Site at: <http://www.dep.state.pa.us>

DISCLAIMER: While care has been taken in the preparation of this report, there is no warranty or guarantee as to the data, calculation or content accuracy. The Commonwealth reserves the right to update or change any data or presentation format without notice or liability.

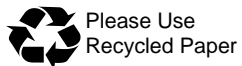
Commonwealth of Pennsylvania  
 Department of Environmental Protection  
 Bureau of Waste Management  
 Division of Reporting and Fee Collection

-----  
 Landfill Waste Receipts  
 in Tons (2000 lbs.) of Waste

For Year: 2012

Disposal Facility: 101680, G.R.O.W.S. NORTH

County/State that Generated Waste	Waste Type: Municipal	Residual	Sewage Sludge	Infectious	Construction	Ash Residue	Asbestos	Total
06 BERKS	0	332.5	0	0	0	0	1.3	333.8
09 BUCKS	44159.6	63254.3	1620.1	15.4	4744.1	21110.4	31.5	134935.4
15 CHESTER	0	10.2	0	0	0.3	0	0	10.5
23 DELAWARE	17389.6	187.4	1008.4	46.7	330.6	1674.3	46.3	20683.3
39 LEHIGH	0	0	0	0	0	0	4.4	4.4
40 LUZERNE	1.5	0	0	0	1.8	0	0	3.3
45 MONROE	9.5	0	0	0	0	0	0	9.5
46 MONTGOMERY	43191.3	18362.1	1325.6	29.6	220.5	55.6	31.5	63216.2
51 PHILADELPHIA	159685.4	1675.7	8033.8	484.3	2055.1	0	56.4	171990.7
CT CONNECTICUT	0	3531.8	0	0	0	0	0	3531.8
DE DELAWARE (ST)	0	4940.5	0	0	15.3	0	75.8	5031.6
MD MARYLAND	0	0	0	0	0	0	44.1	44.1
NJ NEW JERSEY	477817.3	87174.2	7939.9	0	72758.4	84441.3	2170	732301.1
NY NEW YORK	481999.4	8910.7	21179.7	25.2	38988.2	0	157.4	551260.6
VA VIRGINIA	0	0	0	0	2.4	0	0	2.4
<b>Waste Totals:</b>	<b>1224253.6</b>	<b>188379.4</b>	<b>41107.5</b>	<b>601.2</b>	<b>119116.7</b>	<b>107281.6</b>	<b>2618.7</b>	<b>1683358.7</b>



Please Use  
Recycled Paper

Phone: 717-783-9258

Printed: 5/14/2014

Also visit our Internet WWW Site at: <http://www.dep.state.pa.us>

DISCLAIMER: While care has been taken in the preparation of this report, there is no warranty or guarantee as to the data, calculation or content accuracy. The Commonwealth reserves the right to update or change any data or presentation format without notice or liability.



Commonwealth of Pennsylvania  
 Department of Environmental Protection  
 Bureau of Waste Management  
 Division of Reporting and Fee Collection

-----  
 Landfill Waste Receipts  
 in Tons (2000 lbs.) of Waste

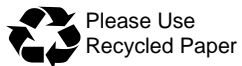
For Year: 2012

Disposal Facility: 100265, GRAND CENTRAL SANITARY LANDFILL INC

County/State that Generated Waste	Waste Type: Municipal	Residual	Sewage Sludge	Infectious	Construction	Ash Residue	Asbestos	Total
06 BERKS	4837.3	13.8	15.1	0	636.8	0	0	5503
09 BUCKS	12.2	192.8	65.7	171.6	16.1	0	0	458.4
13 CARBON	7214.1	329.6	1193.1	0	317.4	0	0	9054.2
15 CHESTER	6.9	0	0	0	0	0	0	6.9
35 LACKAWANNA	11.2	0	0	520.3	38.9	0	0	570.4
39 LEHIGH	94154.2	2202.1	609.4	741.7	827.5	0	7.4	98542.3
40 LUZERNE	5.1	90.8	0	14.1	178.7	0	0	288.7
45 MONROE	58389.9	3434.4	2203.1	3593.9	8412.4	0	26.8	76060.5
46 MONTGOMERY	12	7139.5	55.6	988	63.2	0	0	8258.3
48 NORTHAMPTON	40431.9	21310.3	6117.1	1185.4	5337.4	0	348.5	74730.6
49 NORTHUMBERLAND	32.9	0	0	0	0	0	0	32.9
52 PIKE	2565	0	0	14.2	168.5	0	0	2747.7
54 SCHUYLKILL	5.1	335.6	0	0	0	0	0.5	341.2
64 WAYNE	5.5	0	0	0	0	0	0	5.5
NJ NEW JERSEY	68396.6	2509.1	2278.8	0	2084	24.1	228.4	75521
NY NEW YORK	4241.7	0	0	588	0	69325.9	0	74155.6
<b>Waste Totals:</b>	<b>280321.6</b>	<b>37558</b>	<b>12537.9</b>	<b>7817.2</b>	<b>18080.9</b>	<b>69350</b>	<b>611.6</b>	<b>426277.2</b>

Disposal Facility: 101544, GREATER LEBANON REFUSE AUTHORITY LANDFILL

County/State that Generated Waste	Waste Type: Municipal	Residual	Sewage Sludge	Infectious	Construction	Ash Residue	Asbestos	Total
38 LEBANON	80906.6	3025.2	818.5	1130.4	12989.1	0	0	98869.8
<b>Waste Totals:</b>	<b>80906.6</b>	<b>3025.2</b>	<b>818.5</b>	<b>1130.4</b>	<b>12989.1</b>	<b>0</b>	<b>0</b>	<b>98869.8</b>



Please Use  
Recycled Paper

Phone: 717-783-9258

Printed: 5/14/2014

Also visit our Internet WWW Site at: <http://www.dep.state.pa.us>

DISCLAIMER: While care has been taken in the preparation of this report, there is no warranty or guarantee as to the data, calculation or content accuracy. The Commonwealth reserves the right to update or change any data or presentation format without notice or liability.

Commonwealth of Pennsylvania  
 Department of Environmental Protection  
 Bureau of Waste Management  
 Division of Reporting and Fee Collection

-----  
 Landfill Waste Receipts  
 in Tons (2000 lbs.) of Waste

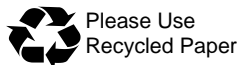
For Year: 2012

Disposal Facility: 100281, GREENRIDGE RECLAMATION LANDFILL

County/State that Generated Waste	Waste Type: Municipal	Residual	Sewage Sludge	Infectious	Construction	Ash Residue	Asbestos	Total
01 ADAMS	6.6	0	0	0	3.9	0	0	10.5
02 ALLEGHENY	59828.5	5912.2	4450.8	0	6267.6	0	172.7	76631.8
03 ARMSTRONG	4.7	3438.6	0	0	5.2	0	0	3448.5
04 BEAVER	1.7	0	0	0	1.8	0	0	3.5
10 BUTLER	7.7	0	415.5	0	0	0	0	423.2
26 FAYETTE	3140.1	1708	383.3	0	1786.1	0	55.2	7072.7
30 GREENE	0	1.4	0	0	32.6	0	0	34
32 INDIANA	0.3	6.6	0	0	5.4	0	5.3	17.6
56 SOMERSET	1468	0	0	0	105.6	0	0	1573.6
62 WARREN	0	0	0	0	1.6	0	0	1.6
63 WASHINGTON	3648.2	63.9	2023.7	0	1443.9	0	0	7179.7
65 WESTMORELAND	66918.5	69724.7	10956.7	0	16332.8	0	40.7	163973.4
NJ NEW JERSEY	0	710.9	0	0	0	0	0	710.9
WV WEST VIRGINIA	17.3	21549.1	0	0	26.2	0	0	21592.6
<b>Waste Totals:</b>	<b>135041.6</b>	<b>103115.4</b>	<b>18230</b>	<b>0</b>	<b>26012.7</b>	<b>0</b>	<b>273.9</b>	<b>282673.6</b>

Disposal Facility: 100992, HARRISBURG M E R&R FACILITY RESIDUE DISPOSAL AREA B

County/State that Generated Waste	Waste Type: Municipal	Residual	Sewage Sludge	Infectious	Construction	Ash Residue	Asbestos	Total
22 DAUPHIN	0	0	0	0	0	70599.6	0	70599.6
<b>Waste Totals:</b>	<b>0</b>	<b>0</b>	<b>0</b>	<b>0</b>	<b>0</b>	<b>70599.6</b>	<b>0</b>	<b>70599.6</b>



Please Use  
Recycled Paper

Phone: 717-783-9258  
 Printed: 5/14/2014

Also visit our Internet WWW Site at: <http://www.dep.state.pa.us>

DISCLAIMER: While care has been taken in the preparation of this report, there is no warranty or guarantee as to the data, calculation or content accuracy. The Commonwealth reserves the right to update or change any data or presentation format without notice or liability.

Commonwealth of Pennsylvania  
 Department of Environmental Protection  
 Bureau of Waste Management  
 Division of Reporting and Fee Collection

-----  
 Landfill Waste Receipts  
 in Tons (2000 lbs.) of Waste

For Year: 2012

Disposal Facility: 100758, HARRISBURG MATERIALS ENERGY RECYCLING & RECOVERY F

County/State that Generated Waste	Waste Type: Municipal	Residual	Sewage Sludge	Infectious	Construction	Ash Residue	Asbestos	Total
01 ADAMS	0.1	0	0	0	0	0	0	0.1
08 BRADFORD	0	0	0	0	0.4	0	0	0.4
19 COLUMBIA	179	0	0	0	1.8	0	0	180.8
21 CUMBERLAND	25606.3	1376.1	0	0	1977.6	0	0	28960
22 DAUPHIN	158845.4	296.5	0	0	4380.2	0	0	163522.1
28 FRANKLIN	0	638.7	0	0	0	0	0	638.7
36 LANCASTER	0	0	0	0	0.9	0	0	0.9
38 LEBANON	1.5	150	0	0	4.4	0	0	155.9
39 LEHIGH	0	5.4	0	0	0	0	0	5.4
40 LUZERNE	0	236.2	0	0	0	0	0	236.2
41 LYCOMING	0	33.9	0	0	0	0	0	33.9
49 NORTHUMBERLAND	5372.1	33	0	0	0	0	0	5405.1
50 PERRY	2660.6	0	0	0	23.8	0	0	2684.4
54 SCHUYLKILL	12831.1	627	0	0	10.7	0	0	13468.8
60 UNION	0	73.3	0	0	0	0	0	73.3
67 YORK	0.2	0	0	0	0.4	0	0	0.6
MD MARYLAND	0	5.9	0	0	0	0	0	5.9
NC NORTH CAROLINA	0	232.4	0	0	0	0	0	232.4
NJ NEW JERSEY	38910.5	0	0	0	0	0	0	38910.5
VA VIRGINIA	0	445.4	0	0	0	0	0	445.4
WV WEST VIRGINIA	22838.8	5.1	0	0	8.8	0	0	22852.7
<b>Waste Totals:</b>	<b>267245.6</b>	<b>4158.9</b>	<b>0</b>	<b>0</b>	<b>6409</b>	<b>0</b>	<b>0</b>	<b>277813.5</b>



Please Use  
Recycled Paper

Phone: 717-783-9258

Printed: 5/14/2014

Also visit our Internet WWW Site at: <http://www.dep.state.pa.us>

DISCLAIMER: While care has been taken in the preparation of this report, there is no warranty or guarantee as to the data, calculation or content accuracy. The Commonwealth reserves the right to update or change any data or presentation format without notice or liability.

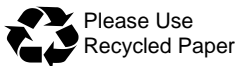
Commonwealth of Pennsylvania  
 Department of Environmental Protection  
 Bureau of Waste Management  
 Division of Reporting and Fee Collection

-----  
 Landfill Waste Receipts  
 in Tons (2000 lbs.) of Waste

For Year: 2012

Disposal Facility: 100020, IESI PA BETHLEHEM LANDFILL CORP.

County/State that Generated Waste	Waste Type: Municipal	Residual	Sewage Sludge	Infectious	Construction	Ash Residue	Asbestos	Total
06 BERKS	0	0	0	0	4.3	0	0.1	4.4
09 BUCKS	12111.3	1778.9	0	0	5897.5	0	2.7	19790.4
19 COLUMBIA	0	0	0	0	0	0	0.5	0.5
23 DELAWARE	0	0	0	0	109.2	0	0	109.2
35 LACKAWANNA	0	0	0	0	0	0	0.1	0.1
39 LEHIGH	38740.1	3771.4	0	0	13121	0	111.7	55744.2
40 LUZERNE	0	0	0	0	0	0	0.7	0.7
41 LYCOMING	0	0	0	0	0	0	0.1	0.1
45 MONROE	0	0	0	0	0	0	0.2	0.2
46 MONTGOMERY	167.8	2754.5	0	0	56.5	0	0	2978.8
47 MONTOUR	0	0	0	0	0	0	0.1	0.1
48 NORTHAMPTON	78640.8	1765.4	0	0	5442.9	0	0.2	85849.3
51 PHILADELPHIA	0	0	0	0	3114.3	0	0	3114.3
54 SCHUYLKILL	0	0	0	0	0	0	0.7	0.7
NJ NEW JERSEY	50145.1	19162.4	0	0	39074.6	0	256.3	108638.4
NY NEW YORK	138074.7	0	0	0	25124.7	0	120.5	163319.9
<b>Waste Totals:</b>	<b>317879.8</b>	<b>29232.6</b>	<b>0</b>	<b>0</b>	<b>91945</b>	<b>0</b>	<b>493.9</b>	<b>439551.3</b>



Please Use  
Recycled Paper

Phone: 717-783-9258  
 Printed: 5/14/2014

Also visit our Internet WWW Site at: <http://www.dep.state.pa.us>

DISCLAIMER: While care has been taken in the preparation of this report, there is no warranty or guarantee as to the data, calculation or content accuracy. The Commonwealth reserves the right to update or change any data or presentation format without notice or liability.

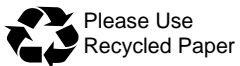
Commonwealth of Pennsylvania  
 Department of Environmental Protection  
 Bureau of Waste Management  
 Division of Reporting and Fee Collection

-----  
 Landfill Waste Receipts  
 in Tons (2000 lbs.) of Waste

For Year: 2012

Disposal Facility: 100934, IESI PA BLUE RIDGE LANDFILL CORP

County/State that Generated Waste	Waste Type: Municipal	Residual	Sewage Sludge	Infectious	Construction	Ash Residue	Asbestos	Total
01 ADAMS	16134	508.1	302.6	0	4894.2	0	0	21838.9
21 CUMBERLAND	17599.1	658.5	1064.3	0	2736.7	0	0	22058.6
22 DAUPHIN	16.6	0	26.3	0	562.7	0	0	605.6
23 DELAWARE	0	0	0	0	10.9	0	0	10.9
28 FRANKLIN	60399.2	16342.8	3229.5	0	13063.3	0	0	93034.8
29 FULTON	188.7	0	0	0	44.1	0	0	232.8
39 LEHIGH	0	0	0	0	639.5	0	0	639.5
48 NORTHAMPTON	0	44.5	0	0	0	0	0	44.5
50 PERRY	157.6	0	0	0	0	0	2.1	159.7
67 YORK	0	0	0	0	658.8	0	0	658.8
DC DISTRICT OF COLUMBIA	14668.3	0	0	0	0	0	0	14668.3
MD MARYLAND	146257.5	1421.9	0	0	2250.6	0	0	149930
NJ NEW JERSEY	1156	0	0	0	855.3	0	0	2011.3
NY NEW YORK	214658	0	0	0	0	0	498	215156
WV WEST VIRGINIA	2633.4	0	0	0	541.7	0	0.5	3175.6
<b>Waste Totals:</b>	<b>473868.4</b>	<b>18975.8</b>	<b>4622.7</b>	<b>0</b>	<b>26257.8</b>	<b>0</b>	<b>500.6</b>	<b>524225.3</b>



Please Use  
Recycled Paper

Phone: 717-783-9258

Printed: 5/14/2014

Also visit our Internet WWW Site at: <http://www.dep.state.pa.us>

DISCLAIMER: While care has been taken in the preparation of this report, there is no warranty or guarantee as to the data, calculation or content accuracy. The Commonwealth reserves the right to update or change any data or presentation format without notice or liability.

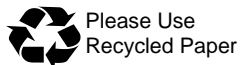
Commonwealth of Pennsylvania  
 Department of Environmental Protection  
 Bureau of Waste Management  
 Division of Reporting and Fee Collection

-----  
 Landfill Waste Receipts  
 in Tons (2000 lbs.) of Waste

For Year: 2012

Disposal Facility: 100620, IMPERIAL LANDFILL

County/State that Generated Waste	Waste Type: Municipal	Residual	Sewage Sludge	Infectious	Construction	Ash Residue	Asbestos	Total
02 ALLEGHENY	261094.9	53198.5	30484.5	0	88433.9	5054.2	5473.4	443739.4
03 ARMSTRONG	0	0	0	0	0	0	3.4	3.4
04 BEAVER	7782.8	6828.5	0.6	0	933.9	0	336	15881.8
10 BUTLER	4100.8	0	86.8	0	865.4	0	504.6	5557.6
11 CAMBRIA	2.7	0	0	0	0	0	6.8	9.5
20 CRAWFORD	0	0	0	0	0	0	19.3	19.3
25 ERIE	0	0	0	0	0	0	1.4	1.4
26 FAYETTE	8	0	0	0	0	0	14.6	22.6
28 FRANKLIN	21.7	0	0	0	0	0	0	21.7
30 GREENE	0	0	0	0	9.4	0	1.7	11.1
32 INDIANA	0	65.5	0	0	0	0	3.8	69.3
37 LAWRENCE	29.2	19.4	0	0	14.8	0	31.8	95.2
51 PHILADELPHIA	5.7	0	0	0	0	0	1373.8	1379.5
53 POTTER	0	0	0	0	0	0	0.4	0.4
56 SOMERSET	0	0	0	0	0	0	23.5	23.5
63 WASHINGTON	20240.8	4401.6	491.6	0	4895.9	0	100.9	30130.8
65 WESTMORELAND	0	0	0	0	10.4	0	116.5	126.9
CT CONNECTICUT	21.2	8.6	0	0	0	0	1551.9	1581.7
DC DISTRICT OF COLUMBIA	0	0	0	0	0	0	103.1	103.1
MA MASSACHUSETTS	0	0	0	0	0	0	1233.5	1233.5
MD MARYLAND	0	0	0	0	0	0	539.9	539.9
ME MAINE	0	0	0	0	0	0	30.8	30.8
NH NEW HAMPSHIRE	0	0	0	0	0	0	13.8	13.8
NJ NEW JERSEY	0	0	0	0	0	0	700.4	700.4
NY NEW YORK	0	1234.8	0	0	0	0	957.6	2192.4
OH OHIO	5213.1	1832	573.3	0	90.2	0	329.5	8038.1
RI RHODE ISLAND	0	0	0	0	0	0	143.7	143.7
VA VIRGINIA	0	0	0	0	0	0	559.9	559.9
VT VERMONT	0	0	0	0	0	0	133.4	133.4
WV WEST VIRGINIA	17429.9	8341.1	393.2	0	225.3	0	410.2	26799.7



Please Use  
Recycled Paper

Phone: 717-783-9258  
 Printed: 5/14/2014

Also visit our Internet WWW Site at: <http://www.dep.state.pa.us>

DISCLAIMER: While care has been taken in the preparation of this report, there is no warranty or guarantee as to the data, calculation or content accuracy. The Commonwealth reserves the right to update or change any data or presentation format without notice or liability.

Commonwealth of Pennsylvania  
 Department of Environmental Protection  
 Bureau of Waste Management  
 Division of Reporting and Fee Collection

Landfill Waste Receipts  
 in Tons (2000 lbs.) of Waste

For Year: 2012

<b>Waste Totals:</b>	<b>315950.8</b>	<b>75930</b>	<b>32030</b>	<b>0</b>	<b>95479.2</b>	<b>5054.2</b>	<b>14719.6</b>	<b>539163.8</b>
----------------------	-----------------	--------------	--------------	----------	----------------	---------------	----------------	-----------------

Disposal Facility: 101439, JOSEPH J BRUNNER INC LANDFILL

County/State that Generated Waste	Waste Type: Municipal	Residual	Sewage Sludge	nfectious	Construction	Ash Residu	Asbestos	Total
02 ALLEGHENY	19005.8	278.7	765.6	0	0	0	0	20050.1
04 BEAVER	23491.1	7061.6	8121.5	0	0	0	151	38825.2
10 BUTLER	3547.5	77.9	2711.1	0	0	0	0	6336.5
37 LAWRENCE	274	0	138	0	0	0	0	412
<b>Waste Totals:</b>	<b>46318.4</b>	<b>7418.2</b>	<b>11736.2</b>	<b>0</b>	<b>0</b>	<b>0</b>	<b>151</b>	<b>65623.8</b>

Disposal Facility: 100663, KELLY RUN SANITATION INC LANDFILL

County/State that Generated Waste	Waste Type: Municipal	Residual	Sewage Sludge	nfectious	Construction	Ash Residu	Asbestos	Total
02 ALLEGHENY	40855.1	22329.9	11.9	0	13759.2	0	0	76956.1
26 FAYETTE	2272.9	267.2	603.7	0	870.8	0	0	4014.6
30 GREENE	394.3	0	0	0	21.6	0	0	415.9
63 WASHINGTON	3649.6	961.2	520.1	0	1244.8	0	0	6375.7
65 WESTMORELAND	7476.5	37.6	0	0	506.7	0	0	8020.8
<b>Waste Totals:</b>	<b>54648.4</b>	<b>23595.9</b>	<b>1135.7</b>	<b>0</b>	<b>16403.1</b>	<b>0</b>	<b>0</b>	<b>95783.1</b>



Please Use  
Recycled Paper

Phone: 717-783-9258

Printed: 5/14/2014

Also visit our Internet WWW Site at: <http://www.dep.state.pa.us>

DISCLAIMER: While care has been taken in the preparation of this report, there is no warranty or guarantee as to the data, calculation or content accuracy. The Commonwealth reserves the right to update or change any data or presentation format without notice or liability.

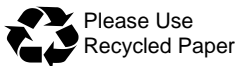
Commonwealth of Pennsylvania  
 Department of Environmental Protection  
 Bureau of Waste Management  
 Division of Reporting and Fee Collection

-----  
 Landfill Waste Receipts  
 in Tons (2000 lbs.) of Waste

For Year: 2012

Disposal Facility: 101247, KEYSTONE SANITARY LANDFILL

County/State that Generated Waste	Waste Type: Municipal	Residual	Sewage Sludge	Infectious	Construction	Ash Residue	Asbestos	Total
06 BERKS	5.6	0	0	0	0	0	0	5.6
08 BRADFORD	233.7	47999.6	0	0	157.5	0	0	48390.8
13 CARBON	68.9	0	0	0	0	0	0	68.9
17 CLEARFIELD	0	250.4	0	0	0	0	0	250.4
19 COLUMBIA	9.1	30.7	0	0	0	0	0	39.8
35 LACKAWANNA	166466.6	8196.5	20624	0	10700.1	0	153.8	206141
38 LEBANON	12.1	0	0	0	0	0	0	12.1
39 LEHIGH	2439.9	0	0	0	16.7	0	0	2456.6
40 LUZERNE	110183.2	10324.2	16258.6	0	7411.4	8.6	15.9	144201.9
41 LYCOMING	23.6	21222.9	0	0	0	0	0	21246.5
45 MONROE	31634.2	1177.8	1994.3	0	2297.2	0	0	37103.5
46 MONTGOMERY	42.1	0	0	0	0	0	0	42.1
48 NORTHAMPTON	5662.5	0	881	0	181	0	0	6724.5
50 PERRY	1	0	0	0	0	0	0	1
51 PHILADELPHIA	188.1	0	0	0	0	0	0	188.1
52 PIKE	4709.9	232.5	29.3	0	1285.5	0	42.6	6299.8
54 SCHUYLKILL	72.2	0	0	0	0	0	0	72.2
57 SULLIVAN	7.5	0	0	0	118.4	0	0	125.9
58 SUSQUEHANNA	13395.9	61068.8	529.8	0	4948.2	0	0	79942.7
64 WAYNE	12517.3	60.2	827.7	0	3290.8	0	0	16696
66 WYOMING	5257.3	1348	347.4	0	154.3	0	0	7107
CT CONNECTICUT	13339.9	4.1	0	0	319.3	0	47.2	13710.5
NJ NEW JERSEY	94248.6	10672	0	0	2240.8	0	254.2	107415.6
NY NEW YORK	569928.3	346	0	0	806.4	0	26.6	571107.3
<b>Waste Totals:</b>	<b>1030447.5</b>	<b>162933.7</b>	<b>41492.1</b>	<b>0</b>	<b>33927.6</b>	<b>8.6</b>	<b>540.3</b>	<b>1269349.8</b>



Please Use  
Recycled Paper

Phone: 717-783-9258  
 Printed: 5/14/2014

Also visit our Internet WWW Site at: <http://www.dep.state.pa.us>

DISCLAIMER: While care has been taken in the preparation of this report, there is no warranty or guarantee as to the data, calculation or content accuracy. The Commonwealth reserves the right to update or change any data or presentation format without notice or liability.



Commonwealth of Pennsylvania  
 Department of Environmental Protection  
 Bureau of Waste Management  
 Division of Reporting and Fee Collection

-----  
 Landfill Waste Receipts  
 in Tons (2000 lbs.) of Waste

For Year: 2012

Disposal Facility: 100329, LAKE VIEW LANDFILL

County/State that Generated Waste	Waste Type: Municipal	Residual	Sewage Sludge	Infectious	Construction	Ash Residue	Asbestos	Total
02 ALLEGHENY	0	90.2	0	0	0	0	0	90.2
05 BEDFORD	0	120.2	0	0	0	0	0	120.2
20 CRAWFORD	11327.5	4996.8	3448.9	0	818.8	0	5.5	20597.5
25 ERIE	145044.6	60142.9	11031.6	0	32239.5	2901	391.8	251751.4
27 FOREST	0	55.8	0	0	0	0	0	55.8
30 GREENE	0	28.1	0	0	0	0	0	28.1
42 MCKEAN	0	12.7	0	0	0	0	0	12.7
43 MERCER	12920.4	83.3	0	0	9.3	0	0	13013
59 TIOGA	0	3.1	0	0	0	0	0	3.1
61 VENANGO	0	22.5	0	0	0	0	0	22.5
62 WARREN	0	1550.2	1420.2	0	3.7	0	0	2974.1
65 WESTMORELAND	0	10.2	0	0	0	0	0	10.2
NY NEW YORK	0	13.4	0	0	0	0	0	13.4
OH OHIO	9.9	13	0	0	32.8	0	0	55.7
<b>Waste Totals:</b>	<b>169302.4</b>	<b>67142.4</b>	<b>15900.7</b>	<b>0</b>	<b>33104.1</b>	<b>2901</b>	<b>397.3</b>	<b>288747.9</b>



Please Use  
Recycled Paper

Phone: 717-783-9258  
 Printed: 5/14/2014

Also visit our Internet WWW Site at: <http://www.dep.state.pa.us>

DISCLAIMER: While care has been taken in the preparation of this report, there is no warranty or guarantee as to the data, calculation or content accuracy. The Commonwealth reserves the right to update or change any data or presentation format without notice or liability.

Commonwealth of Pennsylvania  
 Department of Environmental Protection  
 Bureau of Waste Management  
 Division of Reporting and Fee Collection

-----  
 Landfill Waste Receipts  
 in Tons (2000 lbs.) of Waste

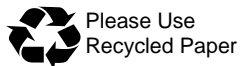
For Year: 2012

Disposal Facility: 101534, LAUREL HIGHLANDS LANDFILL INC

County/State that Generated Waste	Waste Type: Municipal	Residual	Sewage Sludge	Infectious	Construction	Ash Residue	Asbestos	Total
05 BEDFORD	51	0	0	0	0	0	0	51
07 BLAIR	24580.5	8771.5	10394.1	0	5568.3	0	0	49314.4
11 CAMBRIA	30863.1	39759.4	5301.1	0	4282.1	69.4	0	80275.1
14 CENTRE	0	466.1	0	0	0	0	0	466.1
17 CLEARFIELD	2231.3	767.6	157.9	0	1553.6	0	0	4710.4
31 HUNTINGDON	1.7	776.6	0	153	0	0	0	931.3
32 INDIANA	1148.5	150.4	0	0	297.4	26.5	0	1622.8
33 JEFFERSON	250.5	0	0	0	63	0	0	313.5
34 JUNIATA	4.4	0	0	0	0	0	0	4.4
44 MIFFLIN	42627.2	0	676.6	0	0	0	0	43303.8
56 SOMERSET	48.1	0	0	0	17.1	0	0	65.2
57 SULLIVAN	0	1150	0	0	0	0	0	1150
65 WESTMORELAND	557.9	847.8	0	0	80.1	0	0	1485.8
<b>Waste Totals:</b>	<b>102364.2</b>	<b>52689.4</b>	<b>16529.7</b>	<b>153</b>	<b>11861.6</b>	<b>95.9</b>	<b>0</b>	<b>183693.8</b>

Disposal Facility: 101389, LCSWMA FREY FARM LANDFILL

County/State that Generated Waste	Waste Type: Municipal	Residual	Sewage Sludge	Infectious	Construction	Ash Residue	Asbestos	Total
01 ADAMS	0	4.4	0	0	0	0	0	4.4
06 BERKS	0	41	0	0	0	0	0	41
21 CUMBERLAND	0	148	0	0	0	0	0	148
22 DAUPHIN	0	74.6	0	0	362.2	45461.7	0	45898.5
36 LANCASTER	15712.7	57562	4534.9	642.6	60921.1	91824.3	128.1	231325.7
38 LEBANON	0	889.3	0	0	0	0	0	889.3
50 PERRY	0	26.7	0	0	0	0	0	26.7
67 YORK	0	3808.4	0	0	70.5	0	0	3878.9
DE DELAWARE (ST)	0	108.7	0	0	0	0	0	108.7
<b>Waste Totals:</b>	<b>15712.7</b>	<b>62663.1</b>	<b>4534.9</b>	<b>642.6</b>	<b>61353.8</b>	<b>137286</b>	<b>128.1</b>	<b>282321.2</b>



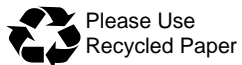
Commonwealth of Pennsylvania  
 Department of Environmental Protection  
 Bureau of Waste Management  
 Division of Reporting and Fee Collection

-----  
 Landfill Waste Receipts  
 in Tons (2000 lbs.) of Waste

For Year: 2012

Disposal Facility: 400592, LCSWMA RESOURCE RECOVERY FACILITY

County/State that Generated Waste	Waste Type: Municipal	Residual	Sewage Sludge	Infectious	Construction	Ash Residue	Asbestos	Total
01 ADAMS	0	0	0	0	0	0	0	0
06 BERKS	0	781.2	0	0	0	0	0	781.2
07 BLAIR	0	71.4	0	0	0	0	0	71.4
09 BUCKS	0	2543	0	0	0	0	0	2543
11 CAMBRIA	0	75.3	0	0	0	0	0	75.3
13 CARBON	0	45.9	0	0	0	0	0	45.9
14 CENTRE	0	35.1	0	0	0	0	0	35.1
15 CHESTER	0	463.9	0	0	0	0	0	463.9
18 CLINTON	0	3.6	0	0	0	0	0	3.6
21 CUMBERLAND	0	5.3	0	0	0	0	0	5.3
22 DAUPHIN	12429.6	5631.8	0	0	0	0	0	18061.4
23 DELAWARE	0	45.6	0	0	0	0	0	45.6
34 JUNIATA	0	0.9	0	0	0	0	0	0.9
36 LANCASTER	305704.9	27160.1	2540.5	0	392	0	0	335797.5
38 LEBANON	20.6	1513	0	0	0	0	0	1533.6
39 LEHIGH	0	1668.3	0	0	0	0	0	1668.3
40 LUZERNE	0	1.6	0	0	0	0	0	1.6
45 MONROE	0	2700.4	0	0	0	0	0	2700.4
46 MONTGOMERY	0	778.1	0	0	0	0	0	778.1
47 MONTOUR	0	18.3	0	0	0	0	0	18.3
48 NORTHAMPTON	0	190.2	0	0	0	0	0	190.2
49 NORTHUMBERLAND	0	333.5	0	0	0	0	0	333.5
51 PHILADELPHIA	0	120.4	0	0	0	0	0	120.4
54 SCHUYLKILL	1064.1	362.8	0	0	0	0	0	1426.9
55 SNYDER	0	7.6	0	0	0	0	0	7.6
65 WESTMORELAND	0	3.9	0	0	0	0	0	3.9
66 WYOMING	0	4562	0	0	0	0	0	4562
67 YORK	0	118.9	0	0	0	0	0	118.9
CT CONNECTICUT	0	30.3	0	0	0	0	0	30.3
DE DELAWARE (ST)	0	897.9	0	0	0	0	0	897.9

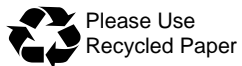


Commonwealth of Pennsylvania  
 Department of Environmental Protection  
 Bureau of Waste Management  
 Division of Reporting and Fee Collection

-----  
 Landfill Waste Receipts  
 in Tons (2000 lbs.) of Waste

For Year: 2012

FL FLORIDA	0	207.8	0	0	0	0	0	207.8
GA GEORGIA	0	15.2	0	0	0	0	0	15.2
IL ILLINOIS	0	214.5	0	0	0	0	0	214.5
IN INDIANA	0	2.3	0	0	0	0	0	2.3
LA LOUISIANA	0	130	0	0	0	0	0	130
MD MARYLAND	20.4	1915.4	0	0	0	0	0	1935.8
MO MISSOURI	0	150.1	0	0	0	0	0	150.1
MS MISSISSIPPI	0	2230.9	0	0	0	0	0	2230.9
NC NORTH CAROLINA	0	685.3	0	0	0	0	0	685.3
NJ NEW JERSEY	8075.9	3065.3	0	0	0	0	0	11141.2
NY NEW YORK	0	472.1	0	0	0	0	0	472.1
PR PUERTO RICO	0	355.8	0	0	0	0	0	355.8
TN TENNESSEE	0	26.1	0	0	0	0	0	26.1
TX TEXAS	0	0.1	0	0	0	0	0	0.1
VA VIRGINIA	0	893.6	0	0	0	0	0	893.6
WI WISCONSIN	0	2.9	0	0	0	0	0	2.9
<b>Waste Totals:</b>	<b>327315.5</b>	<b>60537.7</b>	<b>2540.5</b>	<b>0</b>	<b>392</b>	<b>0</b>	<b>0</b>	<b>390785.7</b>



Please Use  
Recycled Paper

Phone: 717-783-9258

Printed: 5/14/2014

Also visit our Internet WWW Site at: <http://www.dep.state.pa.us>

DISCLAIMER: While care has been taken in the preparation of this report, there is no warranty or guarantee as to the data, calculation or content accuracy. The Commonwealth reserves the right to update or change any data or presentation format without notice or liability.

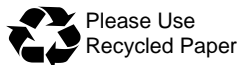
Commonwealth of Pennsylvania  
 Department of Environmental Protection  
 Bureau of Waste Management  
 Division of Reporting and Fee Collection

-----  
 Landfill Waste Receipts  
 in Tons (2000 lbs.) of Waste

For Year: 2012

Disposal Facility: 100963, LYCOMING COUNTY RESOURCE MANAGEMENT SERVICES LAN

County/State that Generated Waste	Waste Type: Municipal	Residual	Sewage Sludge	Infectious	Construction	Ash Residue	Asbestos	Total
05 BEDFORD	0	15.9	0	0	0	0	0	15.9
06 BERKS	0	17.9	0	0	0	0	0	17.9
08 BRADFORD	0	100.2	0	0	3.6	0	0	103.8
13 CARBON	0	36.4	0	0	0	0	0	36.4
14 CENTRE	0	5	0	0	0	0	0	5
16 CLARION	0	14.1	0	0	0	0	0	14.1
18 CLINTON	2.7	273.7	0	0	4.7	0	0	281.1
19 COLUMBIA	56641.2	16690.3	6593.6	0	6564.9	0	233.8	86723.8
21 CUMBERLAND	0	11.4	0	0	0	0	0	11.4
22 DAUPHIN	0	92.2	0	0	0	0	0	92.2
34 JUNIATA	4.4	315.9	0	0	20.3	0	0	340.6
35 LACKAWANNA	6.2	0	0	0	0	0	58	64.2
36 LANCASTER	0	1.2	0	0	0	0	0	1.2
37 LAWRENCE	0	0	0	0	0	0	5.1	5.1
38 LEBANON	0	4.8	0	0	0	0	6	10.8
39 LEHIGH	0	0.2	0	0	0	0	0	0.2
40 LUZERNE	21.8	636.7	0	0	10.8	0	149.3	818.6
41 LYCOMING	60931	24741.3	8982	284.1	2577	2313.5	15.4	99844.3
44 MIFFLIN	3.4	0	0	0	19.3	0	0	22.7
45 MONROE	24.7	72.8	0	0	0	0	54.1	151.6
46 MONTGOMERY	0	0	0	0	0	0	19.3	19.3
47 MONTOUR	8841.4	2162.2	1935.3	1005.8	1058.9	0	39.1	15042.7
49 NORTHUMBERLAND	34205.9	15591.1	14489.7	0	1792.5	0	547.7	66626.9
50 PERRY	40.5	60.2	0	0	0.6	0	0	101.3
52 PIKE	0	60.3	0	0	0	0	0	60.3
54 SCHUYLKILL	22.6	14.7	59.9	0	0.7	0	8.2	106.1
55 SNYDER	16374.8	4206.1	1209.3	0	1062.5	22.5	22.2	22897.4
57 SULLIVAN	90.8	0	0	0	8.9	0	0	99.7
59 TIOGA	24.6	82.9	0	0	9.7	0	0	117.2
60 UNION	24360.3	7224.1	4182.2	0	2141.6	7.5	46.7	37962.4



Please Use  
Recycled Paper

Phone: 717-783-9258  
 Printed: 5/14/2014

Also visit our Internet WWW Site at: <http://www.dep.state.pa.us>

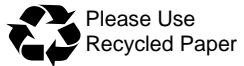
DISCLAIMER: While care has been taken in the preparation of this report, there is no warranty or guarantee as to the data, calculation or content accuracy. The Commonwealth reserves the right to update or change any data or presentation format without notice or liability.

Commonwealth of Pennsylvania  
 Department of Environmental Protection  
 Bureau of Waste Management  
 Division of Reporting and Fee Collection

-----  
 Landfill Waste Receipts  
 in Tons (2000 lbs.) of Waste

For Year: 2012

64 WAYNE	0	0	0	0	0	0	36.8	36.8
66 WYOMING	0	15.9	0	0	0	0	0	15.9
67 YORK	0	9.4	0	0	0	0	0	9.4
NJ NEW JERSEY	0	0	0	0	0	0	184.7	184.7
WV WEST VIRGINIA	0	0.1	0	0	0	0	0	0.1
<b>Waste Totals:</b>	<b>201596.3</b>	<b>72457</b>	<b>37452</b>	<b>1289.9</b>	<b>15276</b>	<b>2343.5</b>	<b>1426.4</b>	<b>331841.1</b>



Please Use  
Recycled Paper

Phone: 717-783-9258  
 Printed: 5/14/2014

Also visit our Internet WWW Site at: <http://www.dep.state.pa.us>

DISCLAIMER: While care has been taken in the preparation of this report, there is no warranty or guarantee as to the data, calculation or content accuracy. The Commonwealth reserves the right to update or change any data or presentation format without notice or liability.

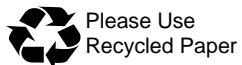
Commonwealth of Pennsylvania  
 Department of Environmental Protection  
 Bureau of Waste Management  
 Division of Reporting and Fee Collection

-----  
 Landfill Waste Receipts  
 in Tons (2000 lbs.) of Waste

For Year: 2012

Disposal Facility: 100113, MODERN LANDFILL

County/State that Generated Waste	Waste Type: Municipal	Residual	Sewage Sludge	Infectious	Construction	Ash Residue	Asbestos	Total
01 ADAMS	2523.3	1316	323.3	0	858.4	0.3	0	5021.3
06 BERKS	335.6	1882.6	588.5	0	74.7	0	8.9	2890.3
09 BUCKS	0	116.9	0	0	0	0	0	116.9
13 CARBON	0	21.6	0	0	0	0	0	21.6
15 CHESTER	0	2892.9	0	0	0	0	0	2892.9
19 COLUMBIA	31.3	0	0	0	0	0	0	31.3
21 CUMBERLAND	31295.1	1513.3	80.7	103.8	317.2	0	2.8	33312.9
22 DAUPHIN	44.2	9001.9	1058.7	1424	17328.7	0	2.2	28859.7
23 DELAWARE	0	91.3	0	0	0	0	0	91.3
28 FRANKLIN	0	8.3	0	0	0	0	0	8.3
36 LANCASTER	0	46283.2	841.3	0	0	0	108.1	47232.6
38 LEBANON	0	10951.9	0	0	0	0	11.5	10963.4
39 LEHIGH	0	196.3	0	0	0	0	0	196.3
40 LUZERNE	0	329.2	0	0	0	0	0	329.2
45 MONROE	0	227.4	0	0	0	0	0	227.4
46 MONTGOMERY	20643.7	24.1	0	0	30037.4	0	173	50878.2
50 PERRY	0	303.9	0	0	0	0	0	303.9
51 PHILADELPHIA	340980.4	0	0	0	6930.4	0	254.4	348165.2
54 SCHUYLKILL	0	1056.2	0	0	0	0	0	1056.2
67 YORK	587.9	248915.1	2817.3	0	36614.1	0	3028.6	291963
CT CONNECTICUT	0	5098.1	0	0	0	0	2212.9	7311
DC DISTRICT OF COLUMBIA	0	20	0	0	0	0	4.3	24.3
DE DELAWARE (ST)	0	4363.3	0	0	0	0	82.2	4445.5
MA MASSACHUSETTS	0	204.7	0	0	0	0	0	204.7
MD MARYLAND	1504.7	17733.6	803.1	23426.4	96.7	515.7	8506.1	52586.3
NJ NEW JERSEY	40334.1	280.4	0	0	209.4	102.7	0.9	40927.5
NY NEW YORK	0	18.2	0	0	0	0	0	18.2
VA VIRGINIA	0	461.8	0	0	0	0	17.9	479.7
WV WEST VIRGINIA	0	68.1	0	0	0	0	0	68.1
<b>Waste Totals:</b>	<b>438280.3</b>	<b>353380.3</b>	<b>6512.9</b>	<b>24954.2</b>	<b>92467</b>	<b>618.7</b>	<b>14413.8</b>	<b>930627.2</b>



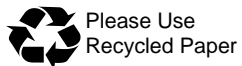
Commonwealth of Pennsylvania  
 Department of Environmental Protection  
 Bureau of Waste Management  
 Division of Reporting and Fee Collection

-----  
 Landfill Waste Receipts  
 in Tons (2000 lbs.) of Waste

For Year: 2012

Disposal Facility: 100594, MONROEVILLE LANDFILL

County/State that Generated Waste	Waste Type: Municipal	Residual	Sewage Sludge	Infectious	Construction	Ash Residue	Asbestos	Total
02 ALLEGHENY	236699.2	125032.7	6080	6703.4	25615.6	1908.7	0	402039.6
03 ARMSTRONG	991.6	1844.7	0	0	72.8	0	0	2909.1
10 BUTLER	661.1	117.5	0	0	24.7	0	0	803.3
65 WESTMORELAND	3559.1	2941.4	15	68.5	2248.1	0	0	8832.1
<b>Waste Totals:</b>	<b>241911</b>	<b>129936.3</b>	<b>6095</b>	<b>6771.9</b>	<b>27961.2</b>	<b>1908.7</b>	<b>0</b>	<b>414584.1</b>



Please Use  
Recycled Paper

Phone: 717-783-9258

Printed: 5/14/2014

Also visit our Internet WWW Site at: <http://www.dep.state.pa.us>

DISCLAIMER: While care has been taken in the preparation of this report, there is no warranty or guarantee as to the data, calculation or content accuracy. The Commonwealth reserves the right to update or change any data or presentation format without notice or liability.



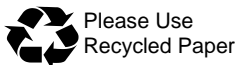
Commonwealth of Pennsylvania  
 Department of Environmental Protection  
 Bureau of Waste Management  
 Division of Reporting and Fee Collection

-----  
 Landfill Waste Receipts  
 in Tons (2000 lbs.) of Waste

For Year: 2012

Disposal Facility: 101571, MOSTOLLER LANDFILL INC

County/State that Generated Waste	Waste Type: Municipal	Residual	Sewage Sludge	Infectious	Construction	Ash Residue	Asbestos	Total
02 ALLEGHENY	0	0	0	0	13.2	0	0	13.2
05 BEDFORD	478.3	1081.4	505.3	0	97	0	0	2162
07 BLAIR	70548	235.4	633.9	0	1391.2	0	0	72808.5
11 CAMBRIA	29059.7	404.7	1164.6	0	4353.9	0	0	34982.9
14 CENTRE	0	31.5	0	0	0	0	0	31.5
18 CLINTON	0	2441.1	0	0	0	0	0	2441.1
22 DAUPHIN	0	0	272.2	0	0	0	0	272.2
26 FAYETTE	0	360	0	0	0	0	0	360
31 HUNTINGDON	24.9	360	0	0	0	0	0	384.9
32 INDIANA	0	0	0	0	274	0	0	274
39 LEHIGH	1948.5	0	0	0	0	0	0	1948.5
41 LYCOMING	0	1312.5	0	0	0	0	0	1312.5
42 MCKEAN	8.5	0	0	0	0	0	0	8.5
48 NORTHAMPTON	101.7	0	0	0	0	0	0	101.7
54 SCHUYLKILL	7	0	0	0	0	0	0	7
55 SNYDER	0.2	0	0	0	0	0	0	0.2
56 SOMERSET	22261.1	758.6	4063.8	0	5799.6	0	12.5	32895.6
57 SULLIVAN	0.6	0	0	0	0.7	0	0	1.3
58 SUSQUEHANNA	0	1742.1	0	0	0	0	0	1742.1
59 TIOGA	0	10062.6	0	0	0	0	0	10062.6
63 WASHINGTON	0	0	0	0	84.5	0	0	84.5
65 WESTMORELAND	14968.5	5976.3	20.7	0	140.8	0	0	21106.3
MD MARYLAND	41464.3	113.4	2.7	0	636.1	0	9	42225.5
WV WEST VIRGINIA	1362.4	8.3	0	0	6.5	0	0	1377.2
<b>Waste Totals:</b>	<b>182233.7</b>	<b>24887.9</b>	<b>6663.2</b>	<b>0</b>	<b>12797.5</b>	<b>0</b>	<b>21.5</b>	<b>226603.8</b>



Please Use  
Recycled Paper

Phone: 717-783-9258  
 Printed: 5/14/2014

Also visit our Internet WWW Site at: <http://www.dep.state.pa.us>

DISCLAIMER: While care has been taken in the preparation of this report, there is no warranty or guarantee as to the data, calculation or content accuracy. The Commonwealth reserves the right to update or change any data or presentation format without notice or liability.

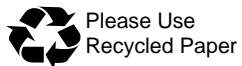
Commonwealth of Pennsylvania  
 Department of Environmental Protection  
 Bureau of Waste Management  
 Division of Reporting and Fee Collection

-----  
 Landfill Waste Receipts  
 in Tons (2000 lbs.) of Waste

For Year: 2012

Disposal Facility: 101100, MOUNTAIN VIEW RECLAMATION LANDFILL

County/State that Generated Waste	Waste Type: Municipal	Residual	Sewage Sludge	Infectious	Construction	Ash Residue	Asbestos	Total
01 ADAMS	15699	3761.8	191.4	0	1898.4	0	1.3	21551.9
06 BERKS	7.9	0	0	0	0	0	0	7.9
21 CUMBERLAND	16178.6	1236.5	23.3	0	3703.2	0	0	21141.6
22 DAUPHIN	722	19876.3	774.5	0	7773.7	0	0	29146.5
28 FRANKLIN	22732.5	7105	1030.2	0	5019.6	0	1.7	35889
29 FULTON	396.6	2386	0	0	434.4	0	0	3217
31 HUNTINGDON	0	1.1	0	0	2.1	0	0	3.2
49 NORTHUMBERLAND	6710	0	0	0	0	0	0	6710
50 PERRY	1669.7	0	0	0	223.7	0	0	1893.4
54 SCHUYLKILL	0	1458.9	0	0	0	0	0	1458.9
67 YORK	41.4	0.2	798.9	0	1102.9	0	59.4	2002.8
MD MARYLAND	129962.2	2586.8	817.2	0	2099.8	0	0	135466
VA VIRGINIA	27	0	0	0	39.4	0	0	66.4
WV WEST VIRGINIA	26844.8	390.5	0	0	719.2	0	76	28030.5
<b>Waste Totals:</b>	<b>220991.7</b>	<b>38803.1</b>	<b>3635.5</b>	<b>0</b>	<b>23016.4</b>	<b>0</b>	<b>138.4</b>	<b>286585.1</b>



Please Use  
Recycled Paper

Phone: 717-783-9258

Printed: 5/14/2014

Also visit our Internet WWW Site at: <http://www.dep.state.pa.us>

DISCLAIMER: While care has been taken in the preparation of this report, there is no warranty or guarantee as to the data, calculation or content accuracy. The Commonwealth reserves the right to update or change any data or presentation format without notice or liability.

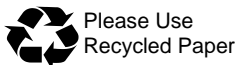
Commonwealth of Pennsylvania  
 Department of Environmental Protection  
 Bureau of Waste Management  
 Division of Reporting and Fee Collection

-----  
 Landfill Waste Receipts  
 in Tons (2000 lbs.) of Waste

For Year: 2012

Disposal Facility: 100585, NORTHWEST SANITARY LANDFILL

County/State that Generated Waste	Waste Type: Municipal	Residual	Sewage Sludge	Infectious	Construction	Ash Residue	Asbestos	Total
02 ALLEGHENY	3238.4	133.2	0	0	253.9	0	0	3625.5
03 ARMSTRONG	6563.8	2254.4	0	0	148.4	0	1.5	8968.1
04 BEAVER	99.4	1.2	71.6	0	0	0	0	172.2
10 BUTLER	27314.6	38474.4	7072.4	0	2822.8	0	65.6	75749.8
14 CENTRE	0	0.1	0	0	0	0	0	0.1
16 CLARION	1184.8	1372.8	110.4	0	132.4	0	0	2800.4
17 CLEARFIELD	0	57	0	0	0	0	0	57
20 CRAWFORD	405.3	255.4	0	0	36	0	0	696.7
24 ELK	0	7.6	0	0	0	0	0	7.6
25 ERIE	0	160.5	0	0	0	0	0	160.5
27 FOREST	0	1686.9	0	0	0	0	0	1686.9
32 INDIANA	0	574.7	0	0	0	0	0	574.7
33 JEFFERSON	0	94.9	0	0	0	0	0	94.9
37 LAWRENCE	15066.3	3976.7	0	0	111.8	0	6.7	19161.5
41 LYCOMING	0	15.6	0	0	0	0	0	15.6
42 MCKEAN	0	696.5	0	0	0	0	0	696.5
43 MERCER	9288.2	292.1	75.5	0	363.7	0	8.7	10028.2
61 VENANGO	2729.1	3136.9	77.2	0	872	0	0	6815.2
63 WASHINGTON	0	0.2	0	0	0	0	0	0.2
65 WESTMORELAND	0	17.6	0	0	0	0	0	17.6
OH OHIO	0	283.4	0	0	0	0	0	283.4
<b>Waste Totals:</b>	<b>65889.9</b>	<b>53492.1</b>	<b>7407.1</b>	<b>0</b>	<b>4741</b>	<b>0</b>	<b>82.5</b>	<b>131612.6</b>



Please Use  
Recycled Paper

Phone: 717-783-9258

Printed: 5/14/2014

Also visit our Internet WWW Site at: <http://www.dep.state.pa.us>

DISCLAIMER: While care has been taken in the preparation of this report, there is no warranty or guarantee as to the data, calculation or content accuracy. The Commonwealth reserves the right to update or change any data or presentation format without notice or liability.

Commonwealth of Pennsylvania  
 Department of Environmental Protection  
 Bureau of Waste Management  
 Division of Reporting and Fee Collection

-----  
 Landfill Waste Receipts  
 in Tons (2000 lbs.) of Waste

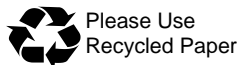
For Year: 2012

Disposal Facility: 100346, PIONEER CROSSING LANDFILL

County/State that Generated Waste	Waste Type: Municipal	Residual	Sewage Sludge	Infectious	Construction	Ash Residue	Asbestos	Total
06 BERKS	41730.2	17952.6	14204.5	249.6	2578.7	0	0	76715.6
09 BUCKS	5345.9	25.4	803.9	433.5	188.6	0	0	6797.3
15 CHESTER	1796.2	528.6	0	0	299	0	0	2623.8
21 CUMBERLAND	7.3	0	0	0	0.5	0	0	7.8
22 DAUPHIN	0	26.9	0	0	0	0	0	26.9
23 DELAWARE	18.3	135.3	0	2	163.4	0	60.4	379.4
36 LANCASTER	881	0	0	0	0	0	0	881
38 LEBANON	0	1145.9	0	0	0	0	0	1145.9
39 LEHIGH	41100	3045.4	0	313.7	187.5	8.2	12.1	44666.9
41 LYCOMING	0	0	0	0	0	0	0.3	0.3
46 MONTGOMERY	109460.1	9090.8	9332.6	2	1014.8	1071	0	129971.3
48 NORTHAMPTON	8.6	1252.1	106.4	0	32.5	0	0	1399.6
51 PHILADELPHIA	309.5	323.8	217.5	2218.5	142.4	0	27.2	3238.9
54 SCHUYLKILL	0	0	0	0	17.1	0	0	17.1
NJ NEW JERSEY	0	349.1	2237.4	0	15	0	0	2601.5
NY NEW YORK	0	1331.4	0	3791.6	0	0	0	5123
<b>Waste Totals:</b>	<b>200657.1</b>	<b>35207.3</b>	<b>26902.3</b>	<b>7010.9</b>	<b>4639.5</b>	<b>1079.2</b>	<b>100</b>	<b>275596.3</b>

Disposal Facility: 101069, S.E.C.C.R.A. LANDFILL

County/State that Generated Waste	Waste Type: Municipal	Residual	Sewage Sludge	Infectious	Construction	Ash Residue	Asbestos	Total
15 CHESTER	76077.2	2076.5	1311.6	0	22698.5	0	0	102163.8
<b>Waste Totals:</b>	<b>76077.2</b>	<b>2076.5</b>	<b>1311.6</b>	<b>0</b>	<b>22698.5</b>	<b>0</b>	<b>0</b>	<b>102163.8</b>



Please Use  
Recycled Paper

Phone: 717-783-9258  
 Printed: 5/14/2014

Also visit our Internet WWW Site at: <http://www.dep.state.pa.us>

DISCLAIMER: While care has been taken in the preparation of this report, there is no warranty or guarantee as to the data, calculation or content accuracy. The Commonwealth reserves the right to update or change any data or presentation format without notice or liability.

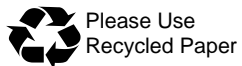
Commonwealth of Pennsylvania  
 Department of Environmental Protection  
 Bureau of Waste Management  
 Division of Reporting and Fee Collection

-----  
 Landfill Waste Receipts  
 in Tons (2000 lbs.) of Waste

For Year: 2012

Disposal Facility: 101538, SANDY RUN LANDFILL INC.

County/State that Generated Waste	Waste Type: Municipal	Residual	Sewage Sludge	Infectious	Construction	Ash Residue	Asbestos	Total
05 BEDFORD	24846.9	1422	59.8	0	1339.5	0	0	27668.2
07 BLAIR	5191.5	1352	0	0	776.8	0	0	7320.3
11 CAMBRIA	8.6	7.5	0	0	79.1	0	0	95.2
15 CHESTER	26.7	0	0	0	6354.4	0	0	6381.1
18 CLINTON	4.8	0	0	0	0	0	0	4.8
21 CUMBERLAND	1.9	0	0	0	7155.5	0	0	7157.4
22 DAUPHIN	0	68.8	0	0	83.4	0	0	152.2
28 FRANKLIN	2306.1	0	0	0	0	0	0	2306.1
29 FULTON	4685	0	0	0	847.9	0	0	5532.9
31 HUNTINGDON	23949.9	0	0	0	163.8	0	0	24113.7
34 JUNIATA	135.1	0	0	0	0.9	0	0	136
39 LEHIGH	1359.7	0	0	0	0	0	0	1359.7
44 MIFFLIN	958.5	0	0	0	129.4	0	0	1087.9
48 NORTHAMPTON	87.7	0	0	0	44	0	0	131.7
50 PERRY	0	94.7	0	0	0	0	0	94.7
56 SOMERSET	3.5	0	0	0	0	0	0	3.5
63 WASHINGTON	0	9.9	0	0	0	0	0	9.9
MD MARYLAND	19821.7	6984.5	0	0	5.7	0	0	26811.9
<b>Waste Totals:</b>	<b>83387.6</b>	<b>9939.4</b>	<b>59.8</b>	<b>0</b>	<b>16980.4</b>	<b>0</b>	<b>0</b>	<b>110367.2</b>



Please Use  
Recycled Paper

Phone: 717-783-9258  
 Printed: 5/14/2014

Also visit our Internet WWW Site at: <http://www.dep.state.pa.us>

DISCLAIMER: While care has been taken in the preparation of this report, there is no warranty or guarantee as to the data, calculation or content accuracy. The Commonwealth reserves the right to update or change any data or presentation format without notice or liability.

Commonwealth of Pennsylvania  
 Department of Environmental Protection  
 Bureau of Waste Management  
 Division of Reporting and Fee Collection

-----  
 Landfill Waste Receipts  
 in Tons (2000 lbs.) of Waste

For Year: 2012

Disposal Facility: 100403, SENECA LANDFILL INC

County/State that Generated Waste	Waste Type: Municipal	Residual	Sewage Sludge	Infectious	Construction	Ash Residue	Asbestos	Total
02 ALLEGHENY	67169.5	47474.2	4889.3	0	6356.4	0	0	125889.4
03 ARMSTRONG	2716.6	601	695.3	0	611.7	0	0	4624.6
04 BEAVER	31000	23243.5	24	0	467.7	0	0	54735.2
10 BUTLER	80736.1	48329.3	5271	0	7556.5	0	0	141892.9
11 CAMBRIA	15	0	0	0	0	0	0	15
16 CLARION	0	38.8	25.5	0	23.4	0	0	87.7
20 CRAWFORD	0	322.2	338.4	0	0	0	0	660.6
25 ERIE	0	34.7	226.2	0	0	0	0	260.9
27 FOREST	0	0	239.7	0	0	0	0	239.7
32 INDIANA	0	1255.8	0	0	0	0	0	1255.8
33 JEFFERSON	0	0	0	0	0	0	0	0
37 LAWRENCE	2115.3	3388.3	0	0	341.5	0	0	5845.1
43 MERCER	128855	6389.1	516.4	0	10036.6	0	0	145797.1
61 VENANGO	117.8	1685.7	1203.2	0	95.4	0	0	3102.1
63 WASHINGTON	46.3	10.1	1474.4	0	6	0	0	1536.8
65 WESTMORELAND	1569.8	304.1	3836.6	0	160.7	0	0	5871.2
OH OHIO	2152.7	18.2	0	0	2.6	0	0	2173.5
<b>Waste Totals:</b>	<b>316494.1</b>	<b>133095</b>	<b>18740</b>	<b>0</b>	<b>25658.5</b>	<b>0</b>	<b>0</b>	<b>493987.6</b>



Please Use  
Recycled Paper

Phone: 717-783-9258

Printed: 5/14/2014

Also visit our Internet WWW Site at: <http://www.dep.state.pa.us>

DISCLAIMER: While care has been taken in the preparation of this report, there is no warranty or guarantee as to the data, calculation or content accuracy. The Commonwealth reserves the right to update or change any data or presentation format without notice or liability.

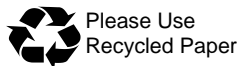
Commonwealth of Pennsylvania  
 Department of Environmental Protection  
 Bureau of Waste Management  
 Division of Reporting and Fee Collection

-----  
 Landfill Waste Receipts  
 in Tons (2000 lbs.) of Waste

For Year: 2012

Disposal Facility: 101421, SHADE LANDFILL

County/State that Generated Waste	Waste Type: Municipal	Residual	Sewage Sludge	Infectious	Construction	Ash Residue	Asbestos	Total
05 BEDFORD	1627.6	159.2	0	0	152.1	0	0	1938.9
06 BERKS	0	0	0	0	0	0	26.7	26.7
07 BLAIR	0	3077.1	0	0	0	0	0	3077.1
11 CAMBRIA	95.8	0	0	0	198.6	0	0	294.4
14 CENTRE	76172.9	262.3	0	0	0	0	0	76435.2
17 CLEARFIELD	0	2.2	0	0	0	0	0	2.2
26 FAYETTE	0	28.9	0	0	0	0	0	28.9
30 GREENE	0	83.9	0	0	0	0	0	83.9
31 HUNTINGDON	0	52.8	0	0	0	0	0	52.8
39 LEHIGH	391.8	0	0	0	0	0	0	391.8
40 LUZERNE	0	0	0	0	0	0	9.7	9.7
46 MONTGOMERY	0	0	0	0	0	0	27	27
56 SOMERSET	3885.3	1350.1	0	0	547	0	0	5782.4
63 WASHINGTON	0	40.8	0	0	0	0	0	40.8
65 WESTMORELAND	0	11.9	0	0	0	0	0	11.9
CT CONNECTICUT	138.2	0	0	0	0	0	0	138.2
MD MARYLAND	0	0	0	0	0	0	10.7	10.7
NJ NEW JERSEY	0	0	0	0	0	0	20.4	20.4
NY NEW YORK	0	0	0	0	0	0	16	16
<b>Waste Totals:</b>	<b>82311.6</b>	<b>5069.2</b>	<b>0</b>	<b>0</b>	<b>897.7</b>	<b>0</b>	<b>110.5</b>	<b>88389</b>



Please Use  
Recycled Paper

Phone: 717-783-9258

Printed: 5/14/2014

Also visit our Internet WWW Site at: <http://www.dep.state.pa.us>

DISCLAIMER: While care has been taken in the preparation of this report, there is no warranty or guarantee as to the data, calculation or content accuracy. The Commonwealth reserves the right to update or change any data or presentation format without notice or liability.

Commonwealth of Pennsylvania  
 Department of Environmental Protection  
 Bureau of Waste Management  
 Division of Reporting and Fee Collection

-----  
 Landfill Waste Receipts  
 in Tons (2000 lbs.) of Waste

For Year: 2012

Disposal Facility: 100592, SOUTH HILLS LANDFILL INC

County/State that Generated Waste	Waste Type: Municipal	Residual	Sewage Sludge	Infectious	Construction	Ash Residue	Asbestos	Total
02 ALLEGHENY	41247.9	51458.1	2364.5	0	16952.8	169.7	0	112193
04 BEAVER	0	0.4	0	0	0	0	0	0.4
26 FAYETTE	37.7	483.5	0	0	110	0	0	631.2
30 GREENE	0	2102.1	0	0	8.8	0	0	2110.9
63 WASHINGTON	7453.5	20194.5	0	0	1747.4	0	0	29395.4
65 WESTMORELAND	60.4	2748.2	0	0	68.5	0	0	2877.1
WV WEST VIRGINIA	0	2287.7	0	0	37.8	0	0	2325.5
<b>Waste Totals:</b>	<b>48799.5</b>	<b>79274.5</b>	<b>2364.5</b>	<b>0</b>	<b>18925.3</b>	<b>169.7</b>	<b>0</b>	<b>149533.5</b>

Disposal Facility: 100081, SOUTHERN ALLEGHENIES LANDFILL INC

County/State that Generated Waste	Waste Type: Municipal	Residual	Sewage Sludge	Infectious	Construction	Ash Residue	Asbestos	Total
01 ADAMS	0	0	0	0	0	0	8.4	8.4
05 BEDFORD	537.5	422.6	0	0	7.7	0	119.5	1087.3
07 BLAIR	266.9	14.2	0	0	1.5	0	17.9	300.5
11 CAMBRIA	31976.3	6845.6	205	0	5361.6	0	215.8	44604.3
14 CENTRE	0	0	0	0	0	0	57.1	57.1
17 CLEARFIELD	0	0	0	0	0	0	6.4	6.4
26 FAYETTE	0	374.5	0	0	0	0	0	374.5
32 INDIANA	7.4	0	0	0	10.2	0	0	17.6
56 SOMERSET	18495.9	2830.6	377.5	0	1364.3	0	2	23070.3
58 SUSQUEHANNA	0	832.3	0	0	0	0	0	832.3
65 WESTMORELAND	112.4	1459.7	0	0	44.6	0	6.7	1623.4
MD MARYLAND	0	0	0	0	0	0	125.8	125.8
NJ NEW JERSEY	0	0	0	0	0	0	4.4	4.4
NY NEW YORK	0	0	0	0	0	0	555.2	555.2
WV WEST VIRGINIA	2.3	0	0	0	0	0	0	2.3
<b>Waste Totals:</b>	<b>51398.7</b>	<b>12779.5</b>	<b>582.5</b>	<b>0</b>	<b>6789.9</b>	<b>0</b>	<b>1119.2</b>	<b>72669.8</b>



Please Use  
Recycled Paper

Phone: 717-783-9258  
 Printed: 5/14/2014

Also visit our Internet WWW Site at: <http://www.dep.state.pa.us>

DISCLAIMER: While care has been taken in the preparation of this report, there is no warranty or guarantee as to the data, calculation or content accuracy. The Commonwealth reserves the right to update or change any data or presentation format without notice or liability.



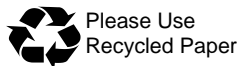
Commonwealth of Pennsylvania  
 Department of Environmental Protection  
 Bureau of Waste Management  
 Division of Reporting and Fee Collection

-----  
 Landfill Waste Receipts  
 in Tons (2000 lbs.) of Waste

For Year: 2012

Disposal Facility: 100277, TERVITA SANITARY LANDFILL

County/State that Generated Waste	Waste Type: Municipal	Residual	Sewage Sludge	Infectious	Construction	Ash Residue	Asbestos	Total
02 ALLEGHENY	44111.3	224.7	8750.9	0	15081.9	0	21	68189.8
04 BEAVER	0	79.5	0	0	0	0	0	79.5
10 BUTLER	0	936	0	0	8.5	0	0	944.5
15 CHESTER	0	0	0	0	16.4	0	0	16.4
17 CLEARFIELD	0	0	0	0	6	0	0	6
26 FAYETTE	7904.1	7994.8	210.6	0	5799.5	0	0.9	21909.9
30 GREENE	4193.5	84536.1	0	0	1356.4	0	0	90086
32 INDIANA	0	50.3	0	0	0	0	0	50.3
41 LYCOMING	0	26.1	0	0	0	0	0	26.1
42 MCKEAN	0	4.9	0	0	0	0	0	4.9
54 SCHUYLKILL	0	0	0	0	0.9	0	0	0.9
56 SOMERSET	35.6	3.2	0	0	0	0	0	38.8
63 WASHINGTON	32419.9	40589.7	1071.6	0	12973.2	0	10	87064.4
65 WESTMORELAND	22517	17046.1	1582.6	0	13662.7	0	2369.7	57178.1
IN INDIANA	0	0	0	0	1	0	0	1
NJ NEW JERSEY	857.4	0	0	0	0	0	0	857.4
OH OHIO	0	903.1	0	0	0	0	0	903.1
WV WEST VIRGINIA	256.1	25188.2	0	0	813.6	0	0	26257.9
<b>Waste Totals:</b>	<b>112294.9</b>	<b>177582.7</b>	<b>11615.7</b>	<b>0</b>	<b>49720.1</b>	<b>0</b>	<b>2401.6</b>	<b>353615</b>



Please Use  
Recycled Paper

Phone: 717-783-9258  
 Printed: 5/14/2014

Also visit our Internet WWW Site at: <http://www.dep.state.pa.us>

DISCLAIMER: While care has been taken in the preparation of this report, there is no warranty or guarantee as to the data, calculation or content accuracy. The Commonwealth reserves the right to update or change any data or presentation format without notice or liability.

Commonwealth of Pennsylvania  
 Department of Environmental Protection  
 Bureau of Waste Management  
 Division of Reporting and Fee Collection

-----  
 Landfill Waste Receipts  
 in Tons (2000 lbs.) of Waste

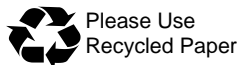
For Year: 2012

Disposal Facility: 101494, TULLYTOWN RESOURCE RECOVERY FACILITY

County/State that Generated Waste	Waste Type: Municipal	Residual	Sewage Sludge	Infectious	Construction	Ash Residue	Asbestos	Total
06 BERKS	11.5	0	0	0	0	0	0	11.5
09 BUCKS	20458.7	76666.7	7906.5	647.2	4158.7	126732.6	27.9	236598.3
13 CARBON	4.2	0	0	0	0	0	0	4.2
15 CHESTER	0	291.9	39.1	281.7	6.4	0	0	619.1
23 DELAWARE	9213.1	211.9	2545.9	1898.2	105.4	489.2	6.9	14470.6
39 LEHIGH	140.5	0	0	0	73.6	0	7.3	221.4
46 MONTGOMERY	14614.7	18204.7	5869.4	555.4	685.6	243.4	32.7	40205.9
48 NORTHAMPTON	0	0	0	0	0	0	12.5	12.5
51 PHILADELPHIA	64896.5	14368.4	17449	4515.1	645.4	0	70.9	101945.3
CT CONNECTICUT	0	222	0	0	0	0	0	222
DE DELAWARE (ST)	0	4020.5	0	0	35.6	0	11.3	4067.4
MA MASSACHUSETTS	0	0	0	0	0.5	0	0	0.5
MD MARYLAND	0	6.4	0	0	0	0	0.5	6.9
MN MINNESOTA	0	21.1	0	0	0	0	0	21.1
NJ NEW JERSEY	370811.2	108577.9	15525.8	0	107405.6	30788.9	2530.9	635640.3
NY NEW YORK	454632.4	6741.2	15136.6	33.4	20597.3	0	537.9	497678.8
VA VIRGINIA	0	0	0	0	0	0	8.5	8.5
<b>Waste Totals:</b>	<b>934782.8</b>	<b>229332.7</b>	<b>64472.3</b>	<b>7931</b>	<b>133714.1</b>	<b>158254.1</b>	<b>3247.3</b>	<b>1531734.3</b>

Disposal Facility: 100280, VALLEY LANDFILL

County/State that Generated Waste	Waste Type: Municipal	Residual	Sewage Sludge	Infectious	Construction	Ash Residue	Asbestos	Total
02 ALLEGHENY	34911.7	112534.2	1688.7	0	14686.4	10712.5	165.1	174698.6
03 ARMSTRONG	7088.6	9.6	0	0	283.4	0	0	7381.6
07 BLAIR	0	5.4	0	0	0	0	0	5.4
10 BUTLER	690.2	19.8	0	0	104.3	0	0.5	814.8
26 FAYETTE	629.9	140.3	0	0	5.4	0	0	775.6
32 INDIANA	0	1291.4	0	0	0	5558.6	0	6850
65 WESTMORELAND	94903.4	37136.6	3842.5	1144.1	34536.3	19.9	51.9	171634.7
WV WEST VIRGINIA	0	0	0	0	0	0	3.6	3.6
<b>Waste Totals:</b>	<b>138223.8</b>	<b>151137.3</b>	<b>5531.2</b>	<b>1144.1</b>	<b>49615.8</b>	<b>16291</b>	<b>221.1</b>	<b>362164.3</b>



Commonwealth of Pennsylvania  
 Department of Environmental Protection  
 Bureau of Waste Management  
 Division of Reporting and Fee Collection

-----  
 Landfill Waste Receipts  
 in Tons (2000 lbs.) of Waste

For Year: 2012

Disposal Facility: 100739, WESTERN BERKS COMMUNITY LANDFILL

County/State that Generated Waste	Waste Type: Municipal	Residual	Sewage Sludge	Infectious	Construction	Ash Residue	Asbestos	Total
06 BERKS	46866	32765.6	0	0	3879.3	0	69.8	83580.7
09 BUCKS	9737	15.1	0	0	206.4	0	0	9958.5
13 CARBON	0	75	67	0	0	0	2.4	144.4
15 CHESTER	14.9	145.3	0	0	1628.9	0	6.7	1795.8
23 DELAWARE	0	0	337	0	0	0	51.2	388.2
36 LANCASTER	19.3	0	0	0	5.8	0	0	25.1
39 LEHIGH	12763	263	0	0	57	0	31.9	13114.9
46 MONTGOMERY	38122.5	552.9	1076.8	0	998.2	0	43.8	40794.2
48 NORTHAMPTON	3414.1	5139	1410.2	0	197.5	0	0	10160.8
49 NORTHUMBERLAND	20.3	21.4	0	0	0	0	0	41.7
51 PHILADELPHIA	0	6.5	0	0	0	0	11.2	17.7
52 PIKE	0	0	0	0	0	0	0.9	0.9
54 SCHUYLKILL	0	0	0	0	1	0	0	1
66 WYOMING	0	40.4	0	0	0	0	0	40.4
NJ NEW JERSEY	3743.7	969.6	3975.2	0	1100	0	19.7	9808.2
NY NEW YORK	0	38.7	2509.3	0	0	0	0	2548
VA VIRGINIA	0	0	49.7	0	0	0	0	49.7
<b>Waste Totals:</b>	<b>114700.8</b>	<b>40032.5</b>	<b>9425.2</b>	<b>0</b>	<b>8074.1</b>	<b>0</b>	<b>237.6</b>	<b>172470.2</b>



Please Use  
Recycled Paper

Phone: 717-783-9258

Printed: 5/14/2014

Also visit our Internet WWW Site at: <http://www.dep.state.pa.us>

DISCLAIMER: While care has been taken in the preparation of this report, there is no warranty or guarantee as to the data, calculation or content accuracy. The Commonwealth reserves the right to update or change any data or presentation format without notice or liability.

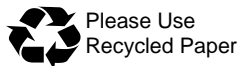
Commonwealth of Pennsylvania  
 Department of Environmental Protection  
 Bureau of Waste Management  
 Division of Reporting and Fee Collection

-----  
 Landfill Waste Receipts  
 in Tons (2000 lbs.) of Waste

For Year: 2012

Disposal Facility: 400633, WHEELABRATOR FALLS INC

County/State that Generated Waste	Waste Type: Municipal	Residual	Sewage Sludge	Infectious	Construction	Ash Residue	Asbestos	Total
06 BERKS	27.2	0	0	0	1.8	0	0	29
09 BUCKS	132673.2	413.3	313.1	0	17187.6	0	0	150587.2
15 CHESTER	109.4	349.7	0	0	1.8	0	0	460.9
21 CUMBERLAND	51.2	298.8	0	0	0	0	0	350
22 DAUPHIN	4	4.6	0	0	0	0	0	8.6
23 DELAWARE	2.5	0	0	0	0	0	0	2.5
35 LACKAWANNA	0	192.9	0	0	0	0	0	192.9
38 LEBANON	509.9	1815.3	0	0	0	0	0	2325.2
40 LUZERNE	5.2	7.4	0	0	0	0	0	12.6
46 MONTGOMERY	53.3	357.5	0	0	123.1	0	0	533.9
51 PHILADELPHIA	282481.4	445	0	0	27022.3	0	0	309948.7
67 YORK	453.2	1210.4	0	0	0	0	0	1663.6
DE DELAWARE (ST)	7.4	12.7	0	0	0	0	0	20.1
KY KENTUCKY	15.5	61.7	0	0	0	0	0	77.2
MA MASSACHUSETTS	0	18.3	0	0	0	0	0	18.3
MI MICHIGAN	0	18.3	0	0	0	0	0	18.3
NJ NEW JERSEY	60000.5	2774.2	0	0	474.4	0	0	63249.1
NY NEW YORK	3661.2	206.5	0	0	20.8	0	0	3888.5
<b>Waste Totals:</b>	<b>480055.1</b>	<b>8186.6</b>	<b>313.1</b>	<b>0</b>	<b>44831.8</b>	<b>0</b>	<b>0</b>	<b>533386.6</b>



Please Use  
Recycled Paper

Phone: 717-783-9258

Printed: 5/14/2014

Also visit our Internet WWW Site at: <http://www.dep.state.pa.us>

DISCLAIMER: While care has been taken in the preparation of this report, there is no warranty or guarantee as to the data, calculation or content accuracy. The Commonwealth reserves the right to update or change any data or presentation format without notice or liability.

Commonwealth of Pennsylvania  
 Department of Environmental Protection  
 Bureau of Waste Management  
 Division of Reporting and Fee Collection

-----  
 Landfill Waste Receipts  
 in Tons (2000 lbs.) of Waste

For Year: 2012

Disposal Facility: 400561, YORK COUNTY RESOURCE RECOVERY CENTER

County/State that Generated Waste	Waste Type: Municipal	Residual	Sewage Sludge	Infectious	Construction	Ash Residue	Asbestos	Total
01 ADAMS	9274.2	1120.3	0	0	0	0	0	10394.5
06 BERKS	0	1.1	0	0	0	0	0	1.1
21 CUMBERLAND	27545	14.8	0	0	0	0	0	27559.8
22 DAUPHIN	16024.7	15.8	0	0	0	0	0	16040.5
35 LACKAWANNA	0	33.3	0	0	0	0	0	33.3
44 MIFFLIN	0	315.5	0	0	0	0	0	315.5
51 PHILADELPHIA	17560.1	0	0	0	0	0	0	17560.1
67 YORK	296915.4	10986.5	0	0	0	0	0	307901.9
FL FLORIDA	5.4	0	0	0	0	0	0	5.4
MD MARYLAND	33975.3	0	0	0	0	0	0	33975.3
NJ NEW JERSEY	24771.8	0	0	0	0	0	0	24771.8
WI WISCONSIN	0.6	0	0	0	0	0	0	0.6
<b>Waste Totals:</b>	<b>426072.5</b>	<b>12487.3</b>	<b>0</b>	<b>0</b>	<b>0</b>	<b>0</b>	<b>0</b>	<b>438559.8</b>



Please Use  
Recycled Paper

Phone: 717-783-9258  
 Printed: 5/14/2014

Also visit our Internet WWW Site at: <http://www.dep.state.pa.us>

DISCLAIMER: While care has been taken in the preparation of this report, there is no warranty or guarantee as to the data, calculation or content accuracy. The Commonwealth reserves the right to update or change any data or presentation format without notice or liability.