

Commonwealth of Pennsylvania
 Department of Environmental Protection
 Bureau of Waste Management
 Division of Reporting and Fee Collection

County Waste Destinations
 in Tons (2000 lbs.) of Waste

Note: This reports does not show waste shipped from Pennsylvania counties to out-of-state disposal facilities, nor does it show waste collected for recycling.

For Year: 2018

County : ADAMS

Permit	Disposal Facility Receiving Waste	Waste Type:	Municipal	Residual	Sewage Sludge	Processed Medical	Construction	WTE Ash Residue	Asbestos	Total
100113	MODERN LANDFILL		1290.2	4352.8	350.6	0	1359.6	0	81.3	7434.5
100739	WESTERN BERKS COMMUNITY LANDFILL		11.7	0	0	0	0	0	0	11.7
100758	LCSWMA - Susq. Resource Mgmt Complex		0	0	0	0	4	0	0	4
100934	IESI PA BLUE RIDGE LANDFILL CORP		25846.1	2074	0	0	6445.4	0	0	34365.5
100945	CUMBERLAND COUNTY LANDFILL		4446.2	676.1	0	0	3414.8	0	0	8537.1
100955	CLINTON COUNTY SWA WAYNE TOWNSHIP		0	0	0	0	0	0	1.4	1.4
101100	MOUNTAIN VIEW RECLAMATION LANDFILL		6215.3	4221.7	73.3	0	509.4	0	2.3	11022
400561	YORK COUNTY RESOURCE RECOVERY CE		13722.1	1160.4	0	0	846.4	0	0	15728.9
Waste Totals:			51531.6	12485	423.9	0	12579.6	0	85	77105.1



Please Use
Recycled Paper

Phone: 717-783-9258
 Printed: 2/6/2019

Also visit our Internet WWW Site at: <http://www.dep.state.pa.us>

DISCLAIMER: While care has been take in the preparation of this report, there is no warranty or guarantee as to the data, calculation or content accuracy. The Commonwealth reserves the right to update or change any data or presentation format without notice or liability.

Commonwealth of Pennsylvania
 Department of Environmental Protection
 Bureau of Waste Management
 Division of Reporting and Fee Collection

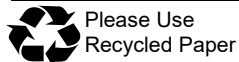
County Waste Destinations
 in Tons (2000 lbs.) of Waste

Note: This reports does not show waste shipped from Pennsylvania counties to out-of-state disposal facilities, nor does it show waste collected for recycling.

For Year: 2018

County : ALLEGHENY

Permit	Disposal Facility Receiving Waste	Waste Type: Municipal	Residual	Sewage Sludge	Processed Medical	Construction	WTE Ash Residue	Asbestos	Total
100081	SOUTHERN ALLEGHENIES LANDFILL INC	0	9.4	0	0	0	0	0	9.4
100172	ARDEN LANDFILL INC.	68995	6815	22.4	0	4947.7	0	0	80780.1
100277	TERVITA SANITARY LANDFILL	38306.6	7525	5165.2	0	5897.9	0	288.7	57183.4
100280	VALLEY LANDFILL	22168.6	61949	1179.7	0	9095.5	121.3	446.7	94960.8
100281	GREENRIDGE RECLAMATION LANDFILL	65966	8819.2	5752.7	0	3718.6	0	46.5	84303
100329	LAKE VIEW LANDFILL	0	0	0	0	0	12	0	12
100403	SENECA LANDFILL INC	54800.4	40797.1	2504	0	5293.3	0	0	103394.8
100419	ADVANCED DISPOSAL SERVICES CHESTN	724.7	509.7	0	0	3.2	0	1.4	1239
100434	EVERGREEN LANDFILL	0	0	0	0	0.8	0	0	0.8
100585	NORTHWEST SANITARY LANDFILL	3228.3	70.4	0	0	381.6	0	0	3680.3
100592	SOUTH HILLS LANDFILL INC	42614.4	28034.9	1146	0	25962.4	0	0	97757.7
100594	MONROEVILLE LANDFILL	260239.2	89449	3949.9	3324.4	59035.4	1453.4	431	417882.3
100620	IMPERIAL LANDFILL	333722.7	56499.5	15366.1	0	21414.1	8833.6	7165.3	443001.3
100663	KELLY RUN SANITATION INC LANDFILL	58053.1	16615.3	8.7	0	9676.6	0	0	84353.7
100758	LCSWMA - Susq. Resource Mgmt Complex	0	353.2	0	0	0	0	0	353.2
100933	ALLIANCE SANITARY LANDFILL INC	2.6	0	0	0	0	0	0	2.6
100955	CLINTON COUNTY SWA WAYNE TOWNSHIP	0	0	0	0	0	0	0.6	0.6
101397	ADVANCED DISPOSAL SERVICES GREENT	0	47.1	0	0	12.6	0	0	59.7
101439	JOSEPH J BRUNNER INC LANDFILL	21557.9	868.9	737.9	0	0	1.7	63.5	23229.9
101699	FAIRLESS LANDFILL	25.6	7.1	0	0	27.4	0	0	60.1
400592	LCSWMA RESOURCE RECOVERY FACILITY	0	6.5	0	0	0	0	0	6.5
Waste Totals:		970405.1	318376.3	35832.6	3324.4	145467.1	10422	8443.7	1492271.2



Please Use
Recycled Paper

Phone: 717-783-9258
 Printed: 2/6/2019

Also visit our Internet WWW Site at: <http://www.dep.state.pa.us>

DISCLAIMER: While care has been take in the preparation of this report, there is no warranty or guarantee as to the data, calculation or content accuracy. The Commonwealth reserves the right to update or change any data or presentation format without notice or liability.

Commonwealth of Pennsylvania
 Department of Environmental Protection
 Bureau of Waste Management
 Division of Reporting and Fee Collection

County Waste Destinations
 in Tons (2000 lbs.) of Waste

Note: This reports does not show waste shipped from Pennsylvania counties to out-of-state disposal facilities, nor does it show waste collected for recycling.

For Year: 2018

County : ARMSTRONG

Permit	Disposal Facility Receiving Waste	Waste Type: Municipal	Residual	Sewage Sludge	Processed Medical	Construction	WTE Ash Residue	Asbestos	Total
100277	TERVITA SANITARY LANDFILL	0	5.3	0	0	1255.8	0	7.8	1268.9
100280	VALLEY LANDFILL	1216.5	2152.1	0	0	920.7	0	27.2	4316.5
100281	GREENRIDGE RECLAMATION LANDFILL	16.1	0	0	0	10.6	0	0	26.7
100403	SENECA LANDFILL INC	5351.6	1157.1	833.5	0	319.1	0	0	7661.3
100419	ADVANCED DISPOSAL SERVICES CHESTN	0	0	0	0	26.8	0	0	26.8
100434	EVERGREEN LANDFILL	12273.6	972	56.4	0	389.7	0	0	13691.7
100585	NORTHWEST SANITARY LANDFILL	6527.5	19648.1	0	0	243.9	0	0	26419.5
100594	MONROEVILLE LANDFILL	126.3	448.8	0	0	183.4	0	0	758.5
100620	IMPERIAL LANDFILL	4.7	0	0	0	0	0	5.7	10.4
100955	CLINTON COUNTY SWA WAYNE TOWNSHIP	0	33.8	0	0	0	0	0.1	33.9
101397	ADVANCED DISPOSAL SERVICES GREENT	0	232.2	87.3	0	0	0	0	319.5
101439	JOSEPH J BRUNNER INC LANDFILL	0	0	0	0	0	0	1.3	1.3
101534	LAUREL HIGHLANDS LANDFILL INC	0	2.5	0	0	0	0	0	2.5
Waste Totals:		25516.3	24651.9	977.2	0	3350	0	42.1	54537.5

County : BEAVER

Permit	Disposal Facility Receiving Waste	Waste Type: Municipal	Residual	Sewage Sludge	Processed Medical	Construction	WTE Ash Residue	Asbestos	Total
100172	ARDEN LANDFILL INC.	74796.1	2754.1	187.9	0	129.5	0	0	77867.6
100277	TERVITA SANITARY LANDFILL	0	0	0	0	11.5	0	0	11.5
100280	VALLEY LANDFILL	0	39920.1	0	0	0	0	0	39920.1
100403	SENECA LANDFILL INC	66439.8	1636.4	1787.6	0	254.1	0	0	70117.9
100585	NORTHWEST SANITARY LANDFILL	126.8	0	0	0	21.2	0	0	148
100594	MONROEVILLE LANDFILL	18.1	0	0	0	8.7	0	0	26.8
100620	IMPERIAL LANDFILL	6621.3	11870.2	2453	0	1125	0	547.1	22616.6
100955	CLINTON COUNTY SWA WAYNE TOWNSHIP	0	236.2	0	0	0	0	0	236.2
101439	JOSEPH J BRUNNER INC LANDFILL	25222.8	9473.5	5607	0	0	0	2.2	40305.5
Waste Totals:		173224.9	65890.5	10035.5	0	1550	0	549.3	251250.2



Please Use Recycled Paper

Phone: 717-783-9258
 Printed: 2/6/2019

Also visit our Internet WWW Site at: <http://www.dep.state.pa.us>

DISCLAIMER: While care has been take in the preparation of this report, there is no warranty or guarantee as to the data, calculation or content accuracy. The Commonwealth reserves the right to update or change any data or presentation format without notice or liability.

Commonwealth of Pennsylvania
 Department of Environmental Protection
 Bureau of Waste Management
 Division of Reporting and Fee Collection

County Waste Destinations
 in Tons (2000 lbs.) of Waste

Note: This reports does not show waste shipped from Pennsylvania counties to out-of-state disposal facilities, nor does it show waste collected for recycling.

For Year: 2018

County : BEDFORD

Permit	Disposal Facility Receiving Waste	Waste Type:	Municipal	Residual	Sewage Sludge	Processed Medical	Construction	WTE Ash Residue	Asbestos	Total
100081	SOUTHERN ALLEGHENIES LANDFILL INC		49.3	866.7	0	0	140.4	0	27.3	1083.7
100945	CUMBERLAND COUNTY LANDFILL		33292	4845.6	0	0	72.7	0	48.9	38259.2
101100	MOUNTAIN VIEW RECLAMATION LANDFILL		0	21.1	0	0	0	0	0	21.1
101534	LAUREL HIGHLANDS LANDFILL INC		25	27.7	0	0	7.7	0	0	60.4
101538	SANDY RUN LANDFILL INC.		5535.3	835.6	324.1	0	384.9	0	0	7079.9
101571	MOSTOLLER LANDFILL INC		2994.1	5041.9	143.7	0	6.3	0	0	8186
Waste Totals:			41895.7	11638.6	467.8	0	612	0	76.2	54690.3



Please Use
Recycled Paper

Phone: 717-783-9258
 Printed: 2/6/2019

Also visit our Internet WWW Site at: <http://www.dep.state.pa.us>

DISCLAIMER: While care has been take in the preparation of this report, there is no warranty or guarantee as to the data, calculation or content accuracy. The Commonwealth reserves the right to update or change any data or presentation format without notice or liability.

Commonwealth of Pennsylvania
 Department of Environmental Protection
 Bureau of Waste Management
 Division of Reporting and Fee Collection

County Waste Destinations
 in Tons (2000 lbs.) of Waste

Note: This reports does not show waste shipped from Pennsylvania counties to out-of-state disposal facilities, nor does it show waste collected for recycling.

For Year: 2018

County : BERKS

Permit	Disposal Facility Receiving Waste	Waste Type: Municipal	Residual	Sewage Sludge	Processed Medical	Construction	WTE Ash Residue	Asbestos	Total
100020	BETHLEHEM LANDFILL	853.5	0	0	0	12	0	0	865.5
100022	CHRIN BROTHERS SANITARY LANDFILL	18.8	0	0	0	65	0	3.9	87.7
100113	MODERN LANDFILL	21.9	0	0	0	0	0	0	21.9
100265	GRAND CENTRAL SANITARY LANDFILL INC	2815.5	640.6	0	0	0	0	0	3456.1
100345	DELAWARE COUNTY SWA ROLLING HILLS	69937.7	70126.4	1393.6	0	6967.6	0	12.4	148437.7
100346	PIONEER CROSSING LANDFILL	61395.3	47178.1	5058.6	26.3	1881.9	0	0	115540.2
100739	WESTERN BERKS COMMUNITY LANDFILL	58205.6	27467.9	15122.4	0	17531.2	0	244.2	118571.3
100758	LCSWMA - Susq. Resource Mgmt Complex	3503.1	0	0	0	0	0	0	3503.1
100944	CHESTER COUNTY SWA LANCHESTER LAN	12479.3	6077.5	0	0	6349	5622	0	30527.8
100945	CUMBERLAND COUNTY LANDFILL	0	5706.3	0	0	0	0	1.7	5708
100955	CLINTON COUNTY SWA WAYNE TOWNSHIP	0	0	0	0	41	0	1.5	42.5
100963	LYCOMING COUNTY RESOURCE MANAGEM	2.6	38.6	0	0	0	0	0	41.2
101389	LCSWMA FREY FARM LANDFILL	0	19	0	0	0	0	0	19
101509	CONNESTOGA LANDFILL	69778.5	47666.7	604	15192.6	4234.4	0	387.6	137863.8
101615	COMMONWEALTH ENVIRONMENTAL SYST	36804.7	1788.4	193.4	0	4147.4	0	0	42933.9
101699	FAIRLESS LANDFILL	230.6	238.4	5.4	0	0	0	0	474.4
400558	COVANTA PLYMOUTH RENEWABLE ENERG	348.6	760.3	0	0	0	0	0	1108.9
400561	YORK COUNTY RESOURCE RECOVERY CE	3932.7	0.5	0	0	0	0	0	3933.2
400592	LCSWMA RESOURCE RECOVERY FACILITY	2375.7	1068.1	0	0	0	0	0	3443.8
400633	WHEELABRATOR FALLS INC	0	461.3	0	0	0	0	0	461.3
Waste Totals:		322704.1	209238.1	22377.4	15218.9	41229.5	5622	651.3	617041.3



Please Use
Recycled Paper

Phone: 717-783-9258
 Printed: 2/6/2019

Also visit our Internet WWW Site at: <http://www.dep.state.pa.us>

DISCLAIMER: While care has been take in the preparation of this report, there is no warranty or guarantee as to the data, calculation or content accuracy. The Commonwealth reserves the right to update or change any data or presentation format without notice or liability.

Commonwealth of Pennsylvania
 Department of Environmental Protection
 Bureau of Waste Management
 Division of Reporting and Fee Collection

County Waste Destinations
 in Tons (2000 lbs.) of Waste

Note: This reports does not show waste shipped from Pennsylvania counties to out-of-state disposal facilities, nor does it show waste collected for recycling.

For Year: 2018

County : BLAIR

Permit	Disposal Facility Receiving Waste	Waste Type: Municipal	Residual	Sewage Sludge	Processed Medical	Construction	WTE Ash Residue	Asbestos	Total
100081	SOUTHERN ALLEGHENIES LANDFILL INC	98.3	612.7	0	0	0	0	39.1	750.1
100434	EVERGREEN LANDFILL	6.5	0	323.9	0	0	0	0	330.4
100585	NORTHWEST SANITARY LANDFILL	13.6	0	0	0	0	0	0	13.6
100620	IMPERIAL LANDFILL	0	0	0	0	0	0	0.4	0.4
100758	LCSWMA - Susq. Resource Mgmt Complex	0	0	0	0	3.1	0	0	3.1
100945	CUMBERLAND COUNTY LANDFILL	2.2	5054.6	0	0	0	0	56.3	5113.1
100955	CLINTON COUNTY SWA WAYNE TOWNSHIP	0	248	0	0	339.7	0	40.8	628.5
100963	LYCOMING COUNTY RESOURCE MANAGEM	0	127.1	0	0	0	0	0	127.1
101397	ADVANCED DISPOSAL SERVICES GREENT	62389.4	8470.9	0	0	5.4	0	6.4	70872.1
101534	LAUREL HIGHLANDS LANDFILL INC	23011.2	18864.9	9261.8	0	4272.5	0	0	55410.4
101538	SANDY RUN LANDFILL INC.	3481	387.3	137.6	0	184.2	0	0	4190.1
101571	MOSTOLLER LANDFILL INC	17765.2	2177.4	453.2	0	563.4	0	3.4	20962.6
400592	LCSWMA RESOURCE RECOVERY FACILITY	0	64	0	0	0	0	0	64
Waste Totals:		106767.4	36006.9	10176.5	0	5368.3	0	146.4	158465.5

County : BRADFORD

Permit	Disposal Facility Receiving Waste	Waste Type: Municipal	Residual	Sewage Sludge	Processed Medical	Construction	WTE Ash Residue	Asbestos	Total
100022	CHRIN BROTHERS SANITARY LANDFILL	0	0	0	0	2.1	0	0	2.1
100113	MODERN LANDFILL	0	1155.8	0	0	0	0	0	1155.8
100933	ALLIANCE SANITARY LANDFILL INC	345.7	5199.5	0	0	0	0	0	5545.2
100955	CLINTON COUNTY SWA WAYNE TOWNSHIP	58.1	1549.1	0	0	599	0	0	2206.2
101243	BRADFORD COUNTY SANITARY LANDFILL	26301.3	26902.4	985.2	0	9637.2	0	0.3	63826.4
101247	KEYSTONE SANITARY LANDFILL	0	57.4	0	0	0	0	0	57.4
101397	ADVANCED DISPOSAL SERVICES GREENT	0	1.9	0	0	0	0	0	1.9
Waste Totals:		26705.1	34866.1	985.2	0	10238.3	0	0.3	72795



Please Use
Recycled Paper

Phone: 717-783-9258
Printed: 2/6/2019

Also visit our Internet WWW Site at: <http://www.dep.state.pa.us>

DISCLAIMER: While care has been taken in the preparation of this report, there is no warranty or guarantee as to the data, calculation or content accuracy. The Commonwealth reserves the right to update or change any data or presentation format without notice or liability.

Commonwealth of Pennsylvania
 Department of Environmental Protection
 Bureau of Waste Management
 Division of Reporting and Fee Collection

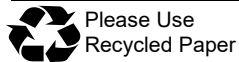
County Waste Destinations
 in Tons (2000 lbs.) of Waste

Note: This reports does not show waste shipped from Pennsylvania counties to out-of-state disposal facilities, nor does it show waste collected for recycling.

For Year: 2018

County : BUCKS

Permit	Disposal Facility Receiving Waste	Waste Type: Municipal	Residual	Sewage Sludge	Processed Medical	Construction	WTE Ash Residue	Asbestos	Total
100020	BETHLEHEM LANDFILL	17275.7	1251.1	0	0	1003.6	0	0	19530.4
100022	CHRIN BROTHERS SANITARY LANDFILL	1968.6	0	0	0	1435.3	0	1.7	3405.6
100113	MODERN LANDFILL	0	118.9	0	0	0	0	0	118.9
100265	GRAND CENTRAL SANITARY LANDFILL INC	1230.7	50.3	0	192.2	62.6	0	0	1535.8
100345	DELAWARE COUNTY SWA ROLLING HILLS	0	0	0	0	8450.7	2999.7	0	11450.4
100346	PIONEER CROSSING LANDFILL	1659.8	716.8	1224.7	340.1	93.1	0	0	4034.5
100739	WESTERN BERKS COMMUNITY LANDFILL	15	728	0	0	0	0	41.3	784.3
100933	ALLIANCE SANITARY LANDFILL INC	0	20.7	0	0	0	0	0	20.7
100944	CHESTER COUNTY SWA LANCHESTER LAN	0	0	0	0	0	11373.9	0	11373.9
100945	CUMBERLAND COUNTY LANDFILL	0	366.3	90.7	0	0	0	0	457
100955	CLINTON COUNTY SWA WAYNE TOWNSHIP	0	0.1	0	0	0	0	0.4	0.5
101397	ADVANCED DISPOSAL SERVICES GREENT	0	0	0	0	4754.3	0	0	4754.3
101509	CONNESTOGA LANDFILL	78428.7	1486.9	0	0	3549.3	0	2.5	83467.4
101615	COMMONWEALTH ENVIRONMENTAL SYST	0	1545	0	0	0	0	0	1545
101699	FAIRLESS LANDFILL	87697.8	186815.8	7739.8	624	35425.9	131224.5	307.1	449834.9
400558	COVANTA PLYMOUTH RENEWABLE ENERG	35803.8	1860.7	0	0	0	0	0	37664.5
400592	LCSWMA RESOURCE RECOVERY FACILITY	0	2284.7	0	0	0	0	0	2284.7
400593	COVANTA DELAWARE VALLEY	30.1	343	0	0	0	0	0	373.1
400633	WHEELABRATOR FALLS INC	189356.2	592.1	0	0	12888.8	0	0	202837.1
Waste Totals:		413466.4	198180.4	9055.2	1156.3	67663.6	145598.1	353	835473



Please Use
Recycled Paper

Phone: 717-783-9258
 Printed: 2/6/2019

Also visit our Internet WWW Site at: <http://www.dep.state.pa.us>

DISCLAIMER: While care has been take in the preparation of this report, there is no warranty or guarantee as to the data, calculation or content accuracy. The Commonwealth reserves the right to update or change any data or presentation format without notice or liability.

Commonwealth of Pennsylvania
 Department of Environmental Protection
 Bureau of Waste Management
 Division of Reporting and Fee Collection

County Waste Destinations
 in Tons (2000 lbs.) of Waste

Note: This reports does not show waste shipped from Pennsylvania counties to out-of-state disposal facilities, nor does it show waste collected for recycling.

For Year: 2018

County : BUTLER

Permit	Disposal Facility Receiving Waste	Waste Type: Municipal	Residual	Sewage Sludge	Processed Medical	Construction	WTE Ash Residue	Asbestos	Total
100172	ARDEN LANDFILL INC.	150.2	54.2	0	0	22	0	0	226.4
100277	TERVITA SANITARY LANDFILL	0	0	0	0	18.2	0	2.1	20.3
100280	VALLEY LANDFILL	162.8	0	0	0	16.8	0	0	179.6
100281	GREENRIDGE RECLAMATION LANDFILL	5	0	280.6	0	0	0	0	285.6
100403	SENECA LANDFILL INC	85934.3	37068	3544.1	0	8245.8	0	0	134792.2
100434	EVERGREEN LANDFILL	0	396.4	0	0	0	0	0	396.4
100585	NORTHWEST SANITARY LANDFILL	28111.5	33560.4	21.8	0	3285.5	0	94.3	65073.5
100594	MONROEVILLE LANDFILL	806.6	191.3	0	0	77.5	0	0	1075.4
100620	IMPERIAL LANDFILL	5462.5	590.7	0	0	382	0	75.7	6510.9
100663	KELLY RUN SANITATION INC LANDFILL	0	5.4	0	0	0	0	0	5.4
100758	LCSWMA - Susq. Resource Mgmt Complex	0	374.5	0	0	0	0	0	374.5
100955	CLINTON COUNTY SWA WAYNE TOWNSHIP	0	252.4	0	0	0	0	0	252.4
101439	JOSEPH J BRUNNER INC LANDFILL	5044.4	116.7	4537.7	0	0	0	2.5	9701.3
Waste Totals:		125677.3	72610	8384.2	0	12047.8	0	174.6	218893.9



Please Use
Recycled Paper

Phone: 717-783-9258
 Printed: 2/6/2019

Also visit our Internet WWW Site at: <http://www.dep.state.pa.us>

DISCLAIMER: While care has been take in the preparation of this report, there is no warranty or guarantee as to the data, calculation or content accuracy. The Commonwealth reserves the right to update or change any data or presentation format without notice or liability.

Commonwealth of Pennsylvania
 Department of Environmental Protection
 Bureau of Waste Management
 Division of Reporting and Fee Collection

Note: This reports does not show waste shipped from Pennsylvania counties to out-of-state disposal facilities, nor does it show waste collected for recycling.

County Waste Destinations
 in Tons (2000 lbs.) of Waste

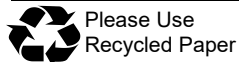
For Year: 2018

County : CAMBRIA

Permit	Disposal Facility Receiving Waste	Waste Type: Municipal	Residual	Sewage Sludge	Processed Medical	Construction	WTE Ash Residue	Asbestos	Total
100081	SOUTHERN ALLEGHENIES LANDFILL INC	41709.3	13817.7	384	0	5675.8	0	90.2	61677
100281	GREENRIDGE RECLAMATION LANDFILL	0	696.9	0	0	0	0	0	696.9
100434	EVERGREEN LANDFILL	50	127.1	0	0	77.5	0	0	254.6
100620	IMPERIAL LANDFILL	0	0	0	0	0	0	0.6	0.6
100758	LCSWMA - Susq. Resource Mgmt Complex	11.6	0	0	0	0	0	0	11.6
100945	CUMBERLAND COUNTY LANDFILL	0	0	0	0	0	0	12.3	12.3
100955	CLINTON COUNTY SWA WAYNE TOWNSHIP	0	2.7	0	0	167.7	0	0.4	170.8
101397	ADVANCED DISPOSAL SERVICES GREENT	0	29.5	0	0	0	0	0	29.5
101534	LAUREL HIGHLANDS LANDFILL INC	31319.3	9756.4	3838.9	0	7886.2	0	0	52800.8
101538	SANDY RUN LANDFILL INC.	7.2	0	0	0	0	0	0	7.2
101571	MOSTOLLER LANDFILL INC	19833.3	9396.7	6409.4	0	535.6	0	6264	42439
400592	LCSWMA RESOURCE RECOVERY FACILITY	0	71.9	0	0	0	0	0	71.9
Waste Totals:		92930.7	33898.9	10632.3	0	14342.8	0	6367.5	158172.2

County : CAMERON

Permit	Disposal Facility Receiving Waste	Waste Type: Municipal	Residual	Sewage Sludge	Processed Medical	Construction	WTE Ash Residue	Asbestos	Total
100361	Casella McKean County Landfill	22.4	9917.1	0	0	459.5	0	0	10399
100758	LCSWMA - Susq. Resource Mgmt Complex	0	0	0	0	11	0	0	11
100955	CLINTON COUNTY SWA WAYNE TOWNSHIP	6.3	0.5	0	0	0	0	0.3	7.1
101397	ADVANCED DISPOSAL SERVICES GREENT	2655.5	1161.2	319.9	0	482.3	0	8.5	4627.4
Waste Totals:		2684.2	11078.8	319.9	0	952.8	0	8.8	15044.5



Please Use
Recycled Paper

Phone: 717-783-9258
 Printed: 2/6/2019

Also visit our Internet WWW Site at: <http://www.dep.state.pa.us>

DISCLAIMER: While care has been take in the preparation of this report, there is no warranty or guarantee as to the data, calculation or content accuracy. The Commonwealth reserves the right to update or change any data or presentation format without notice or liability.

Commonwealth of Pennsylvania
 Department of Environmental Protection
 Bureau of Waste Management
 Division of Reporting and Fee Collection

County Waste Destinations
 in Tons (2000 lbs.) of Waste

Note: This reports does not show waste shipped from Pennsylvania counties to out-of-state disposal facilities, nor does it show waste collected for recycling.

For Year: 2018

County : CARBON

Permit	Disposal Facility Receiving Waste	Waste Type: Municipal	Residual	Sewage Sludge	Processed Medical	Construction	WTE Ash Residue	Asbestos	Total
100022	CHRIN BROTHERS SANITARY LANDFILL	619.5	0	0	0	686.3	0	1.4	1307.2
100113	MODERN LANDFILL	0	20.6	0	0	0	0	0	20.6
100265	GRAND CENTRAL SANITARY LANDFILL INC	7800.4	61.9	492.3	0	617.3	0	0	8971.9
100346	PIONEER CROSSING LANDFILL	0	0	0	2191.9	0	0	0	2191.9
100739	WESTERN BERKS COMMUNITY LANDFILL	5.7	0	0	0	0	0	0	5.7
100933	ALLIANCE SANITARY LANDFILL INC	245.3	0	0	0	44.9	0	0	290.2
100955	CLINTON COUNTY SWA WAYNE TOWNSHIP	0	0	0	0	25.7	0	0	25.7
100963	LYCOMING COUNTY RESOURCE MANAGEM	0	62.4	0	0	0	0	0	62.4
101247	KEYSTONE SANITARY LANDFILL	88.3	0	0	0	43.8	0	0	132.1
101509	CONNESTOGA LANDFILL	0	0	0	0	0	0	0.7	0.7
101615	COMMONWEALTH ENVIRONMENTAL SYST	18042.1	0	0	0	763.1	0	0	18805.2
101699	FAIRLESS LANDFILL	78.2	13.9	0	0	0	0	0	92.1
400592	LCSWMA RESOURCE RECOVERY FACILITY	0	70.6	0	0	0	0	0	70.6
400633	WHEELABRATOR FALLS INC	0	365.6	0	0	0	0	0	365.6
Waste Totals:		26879.5	595	492.3	2191.9	2181.1	0	2.1	32341.9

County : CENTRE

Permit	Disposal Facility Receiving Waste	Waste Type: Municipal	Residual	Sewage Sludge	Processed Medical	Construction	WTE Ash Residue	Asbestos	Total
100955	CLINTON COUNTY SWA WAYNE TOWNSHIP	3287.5	1177.5	2938.3	0	104	0	942	8449.3
100963	LYCOMING COUNTY RESOURCE MANAGEM	0	12.1	0	0	0	0	0	12.1
101397	ADVANCED DISPOSAL SERVICES GREENT	112648.5	585.1	971.5	0	14.4	49	0.7	114269.2
400592	LCSWMA RESOURCE RECOVERY FACILITY	0	37.8	0	0	0	0	0	37.8
Waste Totals:		115936	1812.5	3909.8	0	118.4	49	942.7	122768.4



Please Use Recycled Paper

Phone: 717-783-9258
 Printed: 2/6/2019

Also visit our Internet WWW Site at: <http://www.dep.state.pa.us>

DISCLAIMER: While care has been take in the preparation of this report, there is no warranty or guarantee as to the data, calculation or content accuracy. The Commonwealth reserves the right to update or change any data or presentation format without notice or liability.

Commonwealth of Pennsylvania
 Department of Environmental Protection
 Bureau of Waste Management
 Division of Reporting and Fee Collection

Note: This reports does not show waste shipped from Pennsylvania counties to out-of-state disposal facilities, nor does it show waste collected for recycling.

County Waste Destinations
 in Tons (2000 lbs.) of Waste

For Year: 2018

County : CHESTER

Permit	Disposal Facility Receiving Waste	Waste Type:	Municipal	Residual	Sewage Sludge	Processed Medical	Construction	WTE Ash Residue	Asbestos	Total
100113	MODERN LANDFILL		0	105	0	0	22	0	0	127
100345	DELAWARE COUNTY SWA ROLLING HILLS		3222	0	0	0	257.7	0	0	3479.7
100346	PIONEER CROSSING LANDFILL		2354.2	723	0	0	349.7	0	0	3426.9
100739	WESTERN BERKS COMMUNITY LANDFILL		21.8	177.9	0	0	38.9	0	177.8	416.4
100944	CHESTER COUNTY SWA LANCHESTER LAN		215257.2	18055.6	6093.3	0	32433.9	0	43.6	271883.6
100945	CUMBERLAND COUNTY LANDFILL		0	0	0	0	115.6	0	0	115.6
100955	CLINTON COUNTY SWA WAYNE TOWNSHIP		0	0.8	0	0	0	0	6.5	7.3
101069	S.E.C.C.R.A. LANDFILL		75200.5	2561	2690.5	0	33475.8	0	0	113927.8
101509	CONNESTOGA LANDFILL		0	17749.4	0	0	472.4	0	505.7	18727.5
101699	FAIRLESS LANDFILL		62.2	129.5	0	0	1155.3	0	0	1347
400558	COVANTA PLYMOUTH RENEWABLE ENER		802.6	460.1	0	0	0	0	0	1262.7
400592	LCSWMA RESOURCE RECOVERY FACILITY		0	366.5	0	0	0	0	0	366.5
400593	COVANTA DELAWARE VALLEY		16.1	10.8	0	0	0	0	0	26.9
400633	WHEELABRATOR FALLS INC		0	2	0	0	0	0	0	2
Waste Totals:			296936.6	40341.6	8783.8	0	68321.3	0	733.6	415116.9

County : CLARION

Permit	Disposal Facility Receiving Waste	Waste Type:	Municipal	Residual	Sewage Sludge	Processed Medical	Construction	WTE Ash Residue	Asbestos	Total
100361	Casella McKean County Landfill		0	0	0	0	4.2	0	0	4.2
100403	SENECA LANDFILL INC		30.4	178.1	310.7	0	0	0	0	519.2
100585	NORTHWEST SANITARY LANDFILL		1173.9	9837.2	267.6	0	178.6	0	0	11457.3
100620	IMPERIAL LANDFILL		0	0	0	0	1.9	0	6.8	8.7
100955	CLINTON COUNTY SWA WAYNE TOWNSHIP		0	0.6	0	0	0	0	0.1	0.7
101397	ADVANCED DISPOSAL SERVICES GREENT		41081.1	20692.3	296.2	0	184.7	0	0	62254.3
101571	MOSTOLLER LANDFILL INC		0	0	0	0	0	0	155.9	155.9
Waste Totals:			42285.4	30708.2	874.5	0	369.4	0	162.8	74400.3



Please Use
Recycled Paper

Phone: 717-783-9258
 Printed: 2/6/2019

Also visit our Internet WWW Site at: <http://www.dep.state.pa.us>

DISCLAIMER: While care has been take in the preparation of this report, there is no warranty or guarantee as to the data, calculation or content accuracy. The Commonwealth reserves the right to update or change any data or presentation format without notice or liability.

Commonwealth of Pennsylvania
 Department of Environmental Protection
 Bureau of Waste Management
 Division of Reporting and Fee Collection

County Waste Destinations
 in Tons (2000 lbs.) of Waste

Note: This reports does not show waste shipped from Pennsylvania counties to out-of-state disposal facilities, nor does it show waste collected for recycling.

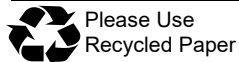
For Year: 2018

County : CLEARFIELD

Permit	Disposal Facility Receiving Waste	Waste Type: Municipal	Residual	Sewage Sludge	Processed Medical	Construction	WTE Ash Residue	Asbestos	Total
100081	SOUTHERN ALLEGHENIES LANDFILL INC	0	0	0	0	7.2	0	0	7.2
100434	EVERGREEN LANDFILL	0	0	0	0	5.5	0	0	5.5
100955	CLINTON COUNTY SWA WAYNE TOWNSHIP	2313.5	272	76.2	0	209.5	0	42.2	2913.4
100963	LYCOMING COUNTY RESOURCE MANAGEM	0	30.2	0	0	0	0	0	30.2
101397	ADVANCED DISPOSAL SERVICES GREENT	43014.5	6130.5	2449.4	0	8640.9	0	0	60235.3
101534	LAUREL HIGHLANDS LANDFILL INC	0	39.4	169.8	0	3.2	0	0	212.4
Waste Totals:		45328	6472.1	2695.4	0	8866.3	0	42.2	63404

County : CLINTON

Permit	Disposal Facility Receiving Waste	Waste Type: Municipal	Residual	Sewage Sludge	Processed Medical	Construction	WTE Ash Residue	Asbestos	Total
100081	SOUTHERN ALLEGHENIES LANDFILL INC	1.1	17.4	0	0	0	0	0	18.5
100758	LCSWMA - Susq. Resource Mgmt Complex	0	656.8	0	0	0	0	0	656.8
100955	CLINTON COUNTY SWA WAYNE TOWNSHIP	32517	14211.6	2968.4	0	5143.1	0	68.2	54908.3
100963	LYCOMING COUNTY RESOURCE MANAGEM	96.8	537.8	0	0	37.9	0	0	672.5
101397	ADVANCED DISPOSAL SERVICES GREENT	0	39.2	0	0	0	0	0	39.2
400592	LCSWMA RESOURCE RECOVERY FACILITY	0	282.8	0	0	0	0	0	282.8
Waste Totals:		32614.9	15745.6	2968.4	0	5181	0	68.2	56578.1



Please Use Recycled Paper

Phone: 717-783-9258
 Printed: 2/6/2019

Also visit our Internet WWW Site at: <http://www.dep.state.pa.us>

DISCLAIMER: While care has been take in the preparation of this report, there is no warranty or guarantee as to the data, calculation or content accuracy. The Commonwealth reserves the right to update or change any data or presentation format without notice or liability.

Commonwealth of Pennsylvania
 Department of Environmental Protection
 Bureau of Waste Management
 Division of Reporting and Fee Collection

County Waste Destinations
 in Tons (2000 lbs.) of Waste

Note: This reports does not show waste shipped from Pennsylvania counties to out-of-state disposal facilities, nor does it show waste collected for recycling.

For Year: 2018

County : COLUMBIA

Permit	Disposal Facility Receiving Waste	Waste Type: Municipal	Residual	Sewage Sludge	Processed Medical	Construction	WTE Ash Residue	Asbestos	Total
100739	WESTERN BERKS COMMUNITY LANDFILL	0	0	0	0	12.3	0	0	12.3
100758	LCSWMA - Susq. Resource Mgmt Complex	0	242.3	0	0	0	0	0	242.3
100933	ALLIANCE SANITARY LANDFILL INC	105.9	0	0	0	0	0	0	105.9
100945	CUMBERLAND COUNTY LANDFILL	0	0	0	0	0	0	4	4
100955	CLINTON COUNTY SWA WAYNE TOWNSHIP	26.9	9593	0	0	622.9	0	5.2	10248
100963	LYCOMING COUNTY RESOURCE MANAGEM	50486.7	10752.5	8467.8	0	11456.4	0	19.3	81182.7
101247	KEYSTONE SANITARY LANDFILL	6.4	5.9	0	0	0	0	0	12.3
101397	ADVANCED DISPOSAL SERVICES GREENT	0	9.7	0	0	0	0	0	9.7
101615	COMMONWEALTH ENVIRONMENTAL SYST	0	44.6	0	0	0	0	0	44.6
101699	FAIRLESS LANDFILL	0	0	0	0	0	0	5.9	5.9
400592	LCSWMA RESOURCE RECOVERY FACILITY	0	379	0	0	0	0	0	379
Waste Totals:		50625.9	21027	8467.8	0	12091.6	0	34.4	92246.7

County : CRAWFORD

Permit	Disposal Facility Receiving Waste	Waste Type: Municipal	Residual	Sewage Sludge	Processed Medical	Construction	WTE Ash Residue	Asbestos	Total
100329	LAKE VIEW LANDFILL	9431	4160.3	0	0	933.4	0	52	14576.7
100403	SENECA LANDFILL INC	3.4	50.9	3657.9	0	0	0	0	3712.2
100585	NORTHWEST SANITARY LANDFILL	134.7	54	0	0	15.5	0	0	204.2
100955	CLINTON COUNTY SWA WAYNE TOWNSHIP	0	8.6	0	0	0	0	0	8.6
101397	ADVANCED DISPOSAL SERVICES GREENT	0	916.3	1513.9	0	33.3	122.3	0	2585.8
101439	JOSEPH J BRUNNER INC LANDFILL	0	0	0	0	0	0	1.3	1.3
Waste Totals:		9569.1	5190.1	5171.8	0	982.2	122.3	53.3	21088.8



Please Use
Recycled Paper

Phone: 717-783-9258
 Printed: 2/6/2019

Also visit our Internet WWW Site at: <http://www.dep.state.pa.us>

DISCLAIMER: While care has been take in the preparation of this report, there is no warranty or guarantee as to the data, calculation or content accuracy. The Commonwealth reserves the right to update or change any data or presentation format without notice or liability.

Commonwealth of Pennsylvania
 Department of Environmental Protection
 Bureau of Waste Management
 Division of Reporting and Fee Collection

County Waste Destinations
 in Tons (2000 lbs.) of Waste

Note: This reports does not show waste shipped from Pennsylvania counties to out-of-state disposal facilities, nor does it show waste collected for recycling.

For Year: 2018

County : CUMBERLAND

Permit	Disposal Facility Receiving Waste	Waste Type: Municipal	Residual	Sewage Sludge	Processed Medical	Construction	WTE Ash Residue	Asbestos	Total
100113	MODERN LANDFILL	22820.8	2636.3	709.5	0	10271.6	0	97.1	36535.3
100346	PIONEER CROSSING LANDFILL	0	7.7	0	0	0	0	0	7.7
100739	WESTERN BERKS COMMUNITY LANDFILL	0	19.8	0	0	0	0	0	19.8
100758	LCSWMA - Susq. Resource Mgmt Complex	45329.5	926	0	0	8870.3	0	0	55125.8
100934	IESI PA BLUE RIDGE LANDFILL CORP	24318.3	2213.7	969.7	0	5342.2	0	0	32843.9
100945	CUMBERLAND COUNTY LANDFILL	28847.5	14662.7	2379	0	60593.6	0	497.2	106980
100955	CLINTON COUNTY SWA WAYNE TOWNSHIP	19.9	6871	0	0	65.6	0	8.2	6964.7
100963	LYCOMING COUNTY RESOURCE MANAGEM	0	26.9	0	0	0	0	0	26.9
101100	MOUNTAIN VIEW RECLAMATION LANDFILL	16344.4	1158.5	32.9	0	2642.3	0	0	20178.1
101397	ADVANCED DISPOSAL SERVICES GREENT	0	0.3	0	0	0	0	0	0.3
101538	SANDY RUN LANDFILL INC.	18	0	0	0	0	0	0	18
101615	COMMONWEALTH ENVIRONMENTAL SYST	5821.8	0	0	0	770.8	0	0	6592.6
101699	FAIRLESS LANDFILL	47.1	0	0	0	0	0	0	47.1
400561	YORK COUNTY RESOURCE RECOVERY CE	25817.9	2224.7	0	0	73.7	0	0	28116.3
400592	LCSWMA RESOURCE RECOVERY FACILITY	3490.1	688.8	0	0	0	0	0	4178.9
Waste Totals:		172875.3	31436.4	4091.1	0	88630.1	0	602.5	297635.4



Please Use
Recycled Paper

Phone: 717-783-9258
 Printed: 2/6/2019

Also visit our Internet WWW Site at: <http://www.dep.state.pa.us>

DISCLAIMER: While care has been take in the preparation of this report, there is no warranty or guarantee as to the data, calculation or content accuracy. The Commonwealth reserves the right to update or change any data or presentation format without notice or liability.

Commonwealth of Pennsylvania
 Department of Environmental Protection
 Bureau of Waste Management
 Division of Reporting and Fee Collection

County Waste Destinations
 in Tons (2000 lbs.) of Waste

Note: This reports does not show waste shipped from Pennsylvania counties to out-of-state disposal facilities, nor does it show waste collected for recycling.

For Year: 2018

County : DAUPHIN

Permit	Disposal Facility Receiving Waste	Waste Type: Municipal	Residual	Sewage Sludge	Processed Medical	Construction	WTE Ash Residue	Asbestos	Total
100113	MODERN LANDFILL	0	8153	409.5	491.6	5594.2	0	392.5	15040.8
100265	GRAND CENTRAL SANITARY LANDFILL INC	0	0	0	0	101.8	0	0	101.8
100346	PIONEER CROSSING LANDFILL	0	4.2	0	0	0	0	0	4.2
100758	LCSWMA - Susq. Resource Mgmt Complex	189623.5	6626.2	0	0	29546.7	0	0	225796.4
100934	IESI PA BLUE RIDGE LANDFILL CORP	5.3	0	0	0	146.8	0	0	152.1
100944	CHESTER COUNTY SWA LANCHESTER LAN	8.9	0	0	0	0	0	0	8.9
100945	CUMBERLAND COUNTY LANDFILL	249.7	20431.8	680.6	0	156.4	0	39.6	21558.1
100955	CLINTON COUNTY SWA WAYNE TOWNSHIP	0	0.3	0	0	0	0	0	0.3
100963	LYCOMING COUNTY RESOURCE MANAGEM	79.9	111.6	0	0	20	0	0	211.5
101100	MOUNTAIN VIEW RECLAMATION LANDFILL	0	9937.5	165.3	0.8	2703.2	0	0	12806.8
101389	LCSWMA FREY FARM LANDFILL	0	2.5	0	0	28904.5	80475.9	0	109382.9
101509	CONNESTOGA LANDFILL	0	39.8	0	0	0	0	0	39.8
101571	MOSTOLLER LANDFILL INC	0	0	1461.9	0	0	0	0	1461.9
101615	COMMONWEALTH ENVIRONMENTAL SYST	27.1	1369.9	61.7	0	2373.1	0	1.1	3832.9
101699	FAIRLESS LANDFILL	0	0	0	0	569	0	0	569
400561	YORK COUNTY RESOURCE RECOVERY CE	0	3.3	0	0	0	0	0	3.3
400592	LCSWMA RESOURCE RECOVERY FACILITY	12045	4363.8	0	0	0	0	0	16408.8
Waste Totals:		202039.4	51043.9	2779	492.4	70115.7	80475.9	433.2	407379.5



Please Use
Recycled Paper

Phone: 717-783-9258
 Printed: 2/6/2019

Also visit our Internet WWW Site at: <http://www.dep.state.pa.us>

DISCLAIMER: While care has been take in the preparation of this report, there is no warranty or guarantee as to the data, calculation or content accuracy. The Commonwealth reserves the right to update or change any data or presentation format without notice or liability.

Commonwealth of Pennsylvania
 Department of Environmental Protection
 Bureau of Waste Management
 Division of Reporting and Fee Collection

County Waste Destinations
 in Tons (2000 lbs.) of Waste

Note: This reports does not show waste shipped from Pennsylvania counties to out-of-state disposal facilities, nor does it show waste collected for recycling.

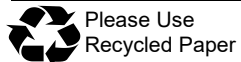
For Year: 2018

County : DELAWARE

Permit	Disposal Facility Receiving Waste	Waste Type: Municipal	Residual	Sewage Sludge	Processed Medical	Construction	WTE Ash Residue	Asbestos	Total
100113	MODERN LANDFILL	0	208.3	0	0	0	0	0	208.3
100265	GRAND CENTRAL SANITARY LANDFILL INC	1.1	0	0	0	0	0	0	1.1
100345	DELAWARE COUNTY SWA ROLLING HILLS	1157	0	0	0	0	405747.2	0	406904.2
100346	PIONEER CROSSING LANDFILL	126.4	2745.4	0	1588.4	324.3	0	10.4	4794.9
100739	WESTERN BERKS COMMUNITY LANDFILL	0	2235.4	0	0	15.1	0	701.4	2951.9
100944	CHESTER COUNTY SWA LANCHESTER LAN	7.9	0	0	0	178.7	0	0	186.6
101397	ADVANCED DISPOSAL SERVICES GREENT	0	2.8	0	0	0	0	4.1	6.9
101509	CONNESTOGA LANDFILL	108.2	9384.7	1631.4	66.7	755.7	0	142.4	12089.1
101699	FAIRLESS LANDFILL	117069.7	200.6	90.1	0	110.3	0	60.1	117530.8
400558	COVANTA PLYMOUTH RENEWABLE ENERG	4625.7	0	0	0	0	0	0	4625.7
400561	YORK COUNTY RESOURCE RECOVERY CE	0	8.2	0	0	0	0	0	8.2
400592	LCSWMA RESOURCE RECOVERY FACILITY	0	19.4	0	0	0	0	0	19.4
400593	COVANTA DELAWARE VALLEY	332718.8	2129	0	0	0	0	0	334847.8
400633	WHEELABRATOR FALLS INC	0	0.8	0	0	0	0	0	0.8
Waste Totals:		455814.8	16934.6	1721.5	1655.1	1384.1	405747.2	918.4	884175.7

County : ELK

Permit	Disposal Facility Receiving Waste	Waste Type: Municipal	Residual	Sewage Sludge	Processed Medical	Construction	WTE Ash Residue	Asbestos	Total
100361	Casella McKean County Landfill	8575.8	37189.9	3719	0	3696	0	0	53180.7
100955	CLINTON COUNTY SWA WAYNE TOWNSHIP	6.8	19	0	0	0	0	4.6	30.4
101397	ADVANCED DISPOSAL SERVICES GREENT	9279.1	13794.1	1093.2	0	2943.7	0	9.9	27120
Waste Totals:		17861.7	51003	4812.2	0	6639.7	0	14.5	80331.1



Please Use
Recycled Paper

Phone: 717-783-9258
 Printed: 2/6/2019

Also visit our Internet WWW Site at: <http://www.dep.state.pa.us>

DISCLAIMER: While care has been take in the preparation of this report, there is no warranty or guarantee as to the data, calculation or content accuracy. The Commonwealth reserves the right to update or change any data or presentation format without notice or liability.

Commonwealth of Pennsylvania
 Department of Environmental Protection
 Bureau of Waste Management
 Division of Reporting and Fee Collection

County Waste Destinations
 in Tons (2000 lbs.) of Waste

Note: This reports does not show waste shipped from Pennsylvania counties to out-of-state disposal facilities, nor does it show waste collected for recycling.

For Year: 2018

County : ERIE

Permit	Disposal Facility Receiving Waste	Waste Type: Municipal	Residual	Sewage Sludge	Processed Medical	Construction	WTE Ash Residue	Asbestos	Total
100329	LAKE VIEW LANDFILL	112840.6	20691.3	9458	0	10824.9	2804.6	6820.8	163440.2
100403	SENECA LANDFILL INC	0	0	492.4	0	0	0	0	492.4
100620	IMPERIAL LANDFILL	0	0	0	0	0	0	5.4	5.4
101397	ADVANCED DISPOSAL SERVICES GREENT	0	152.7	0	0	0	0	0	152.7
Waste Totals:		112840.6	20844	9950.4	0	10824.9	2804.6	6826.2	164090.7

County : FAYETTE

Permit	Disposal Facility Receiving Waste	Waste Type: Municipal	Residual	Sewage Sludge	Processed Medical	Construction	WTE Ash Residue	Asbestos	Total
100172	ARDEN LANDFILL INC.	1044.2	12296.1	0	0	60.7	0	0	13401
100277	TERVITA SANITARY LANDFILL	16520.9	336.1	3795.2	0	4194.2	0	25.9	24872.3
100280	VALLEY LANDFILL	415	24.1	0	0	30	0	0	469.1
100281	GREENRIDGE RECLAMATION LANDFILL	5987.9	7274	439	0	2540.7	0	0	16241.6
100419	ADVANCED DISPOSAL SERVICES CHESTN	54508.1	3737.8	1128.4	0	7886.7	0	550.5	67811.5
100434	EVERGREEN LANDFILL	36.4	0	0	0	25.7	0	0	62.1
100592	SOUTH HILLS LANDFILL INC	872.1	0	0	0	84.1	0	0	956.2
100620	IMPERIAL LANDFILL	64.5	0.1	0	0	7.4	0	7.5	79.5
100663	KELLY RUN SANITATION INC LANDFILL	5416.2	1664.5	835.9	0	728.6	0	0	8645.2
100758	LCSWMA - Susq. Resource Mgmt Complex	0	51.5	0	0	0	0	0	51.5
100955	CLINTON COUNTY SWA WAYNE TOWNSHIP	0	121	0	0	0	0	0	121
101397	ADVANCED DISPOSAL SERVICES GREENT	0	21.1	0	0	0	0	0	21.1
Waste Totals:		84865.3	25526.3	6198.5	0	15558.1	0	583.9	132732.1



Please Use Recycled Paper

Phone: 717-783-9258
 Printed: 2/6/2019

Also visit our Internet WWW Site at: <http://www.dep.state.pa.us>

DISCLAIMER: While care has been take in the preparation of this report, there is no warranty or guarantee as to the data, calculation or content accuracy. The Commonwealth reserves the right to update or change any data or presentation format without notice or liability.

Commonwealth of Pennsylvania
 Department of Environmental Protection
 Bureau of Waste Management
 Division of Reporting and Fee Collection

County Waste Destinations
 in Tons (2000 lbs.) of Waste

Note: This reports does not show waste shipped from Pennsylvania counties to out-of-state disposal facilities, nor does it show waste collected for recycling.

For Year: 2018

County : FOREST

Permit	Disposal Facility Receiving Waste	Waste Type: Municipal	Residual	Sewage Sludge	Processed Medical	Construction	WTE Ash Residue	Asbestos	Total
100361	Casella McKean County Landfill	86	439.4	0	0	37.4	0	0	562.8
100403	SENECA LANDFILL INC	0	7.6	354.2	0	0	0	0	361.8
100620	IMPERIAL LANDFILL	3.3	0	0	0	0	0	0	3.3
101397	ADVANCED DISPOSAL SERVICES GREENT	0.2	55.5	3.2	0	1.4	0	0	60.3
Waste Totals:		89.5	502.5	357.4	0	38.8	0	0	988.2

County : FRANKLIN

Permit	Disposal Facility Receiving Waste	Waste Type: Municipal	Residual	Sewage Sludge	Processed Medical	Construction	WTE Ash Residue	Asbestos	Total
100113	MODERN LANDFILL	0	22.8	0	0	0	0	0	22.8
100758	LCSWMA - Susq. Resource Mgmt Complex	95.4	537	0	0	6.6	0	0	639
100934	IESI PA BLUE RIDGE LANDFILL CORP	78189.1	20729.3	9029.7	0	8670.6	0	23.6	116642.3
100945	CUMBERLAND COUNTY LANDFILL	4677.3	2643.8	58.2	0	992.4	0	174.6	8546.3
100955	CLINTON COUNTY SWA WAYNE TOWNSHIP	0	3.4	0	0	0	0	1.1	4.5
100963	LYCOMING COUNTY RESOURCE MANAGEM	0	0.6	0	0	0	0	0	0.6
101100	MOUNTAIN VIEW RECLAMATION LANDFILL	26095.3	5491.2	1468	0	5656.8	0	0.3	38711.6
400561	YORK COUNTY RESOURCE RECOVERY CE	227.4	0	0	0	0	0	0	227.4
Waste Totals:		109284.5	29428.1	10555.9	0	15326.4	0	199.6	164794.5

County : FULTON

Permit	Disposal Facility Receiving Waste	Waste Type: Municipal	Residual	Sewage Sludge	Processed Medical	Construction	WTE Ash Residue	Asbestos	Total
100113	MODERN LANDFILL	0	321.9	0	0	0	0	0	321.9
100934	IESI PA BLUE RIDGE LANDFILL CORP	32.1	0	0	0	81.9	0	0	114
100945	CUMBERLAND COUNTY LANDFILL	5.6	0	0	0	1762.9	0	1.9	1770.4
101100	MOUNTAIN VIEW RECLAMATION LANDFILL	2315.6	1201.1	0	0	438.2	0	0	3954.9
101538	SANDY RUN LANDFILL INC.	805.7	0	0	0	366	0	0	1171.7
Waste Totals:		3159	1523	0	0	2649	0	1.9	7332.9



Please Use Recycled Paper

Phone: 717-783-9258
 Printed: 2/6/2019

Also visit our Internet WWW Site at: <http://www.dep.state.pa.us>

DISCLAIMER: While care has been take in the preparation of this report, there is no warranty or guarantee as to the data, calculation or content accuracy. The Commonwealth reserves the right to update or change any data or presentation format without notice or liability.

Commonwealth of Pennsylvania
 Department of Environmental Protection
 Bureau of Waste Management
 Division of Reporting and Fee Collection

County Waste Destinations
 in Tons (2000 lbs.) of Waste

Note: This reports does not show waste shipped from Pennsylvania counties to out-of-state disposal facilities, nor does it show waste collected for recycling.

For Year: 2018

County : GREENE

Permit	Disposal Facility Receiving Waste	Waste Type: Municipal	Residual	Sewage Sludge	Processed Medical	Construction	WTE Ash Residue	Asbestos	Total
100172	ARDEN LANDFILL INC.	5189.9	136836.3	0	213.2	2619.9	0	0	144859.3
100277	TERVITA SANITARY LANDFILL	957	19542.6	0	0	1810.7	0	0	22310.3
100280	VALLEY LANDFILL	0	42.4	0	0	0	0	0	42.4
100281	GREENRIDGE RECLAMATION LANDFILL	10.5	0	0	0	4.6	0	0	15.1
100419	ADVANCED DISPOSAL SERVICES CHESTN	11885.4	86781.7	1184.1	0	4228.4	0	41.1	104120.7
100585	NORTHWEST SANITARY LANDFILL	3.9	0	0	0	105.4	0	0	109.3
100592	SOUTH HILLS LANDFILL INC	2	0	0	0	0	0	0	2
100620	IMPERIAL LANDFILL	3.5	93.3	0	0	0	0	60.8	157.6
100663	KELLY RUN SANITATION INC LANDFILL	429.7	13017.3	0	0	38.5	0	0	13485.5
100955	CLINTON COUNTY SWA WAYNE TOWNSHIP	0	416.3	0	0	0	0	0	416.3
Waste Totals:		18481.9	256729.9	1184.1	213.2	8807.5	0	101.9	285518.5

County : HUNTINGDON

Permit	Disposal Facility Receiving Waste	Waste Type: Municipal	Residual	Sewage Sludge	Processed Medical	Construction	WTE Ash Residue	Asbestos	Total
100620	IMPERIAL LANDFILL	0	0	0	0	0	0	0.9	0.9
100934	IESI PA BLUE RIDGE LANDFILL CORP	62.8	0	210.3	0	0	0	0	273.1
100945	CUMBERLAND COUNTY LANDFILL	32515.5	3314.4	0	0	452.3	0	2.5	36284.7
100955	CLINTON COUNTY SWA WAYNE TOWNSHIP	66.1	17.7	0	0	128.5	0	11	223.3
101397	ADVANCED DISPOSAL SERVICES GREENT	0	3.6	104.5	0	0	0	0	108.1
101534	LAUREL HIGHLANDS LANDFILL INC	0	1502.9	0	0	0	0	0	1502.9
101538	SANDY RUN LANDFILL INC.	3372.2	354.2	413.6	0	96.4	0	0	4236.4
101571	MOSTOLLER LANDFILL INC	35	404.3	0	0	35.9	0	0	475.2
Waste Totals:		36051.6	5597.1	728.4	0	713.1	0	14.4	43104.6



Please Use
Recycled Paper

Phone: 717-783-9258
 Printed: 2/6/2019

Also visit our Internet WWW Site at: <http://www.dep.state.pa.us>

DISCLAIMER: While care has been take in the preparation of this report, there is no warranty or guarantee as to the data, calculation or content accuracy. The Commonwealth reserves the right to update or change any data or presentation format without notice or liability.

Commonwealth of Pennsylvania
 Department of Environmental Protection
 Bureau of Waste Management
 Division of Reporting and Fee Collection

Note: This reports does not show waste shipped from Pennsylvania counties to out-of-state disposal facilities, nor does it show waste collected for recycling.

County Waste Destinations
 in Tons (2000 lbs.) of Waste

For Year: 2018

County : INDIANA

Permit	Disposal Facility Receiving Waste	Waste Type: Municipal	Residual	Sewage Sludge	Processed Medical	Construction	WTE Ash Residue	Asbestos	Total
100081	SOUTHERN ALLEGHENIES LANDFILL INC	12.1	0	0	0	0.3	0	0	12.4
100172	ARDEN LANDFILL INC.	0	52.7	0	0	0	0	0	52.7
100280	VALLEY LANDFILL	29.1	320.2	0	0	859.3	0	0	1208.6
100281	GREENRIDGE RECLAMATION LANDFILL	6.8	24.9	0	0	3.9	0	142.1	177.7
100403	SENECA LANDFILL INC	4	347.2	0	0	0	0	0	351.2
100419	ADVANCED DISPOSAL SERVICES CHESTN	0	3.8	0	0	0	0	0	3.8
100434	EVERGREEN LANDFILL	38813.3	5649.5	2057.2	0	6798	0	0	53318
100585	NORTHWEST SANITARY LANDFILL	0	6.1	0	0	28.1	0	0	34.2
100620	IMPERIAL LANDFILL	0	0	0	0	0	0	2.7	2.7
100955	CLINTON COUNTY SWA WAYNE TOWNSHIP	0	1.1	0	0	0	0	0	1.1
101397	ADVANCED DISPOSAL SERVICES GREENT	3.9	29.1	0	0	2.5	0	11.5	47
101439	JOSEPH J BRUNNER INC LANDFILL	0	0	0	0	0	0.3	0	0.3
101534	LAUREL HIGHLANDS LANDFILL INC	1065.2	74.9	0	0	635.5	0	0	1775.6
101571	MOSTOLLER LANDFILL INC	21.1	0	0	0	127.3	0	267.3	415.7
Waste Totals:		39955.5	6509.5	2057.2	0	8454.9	0.3	423.6	57401

County : JEFFERSON

Permit	Disposal Facility Receiving Waste	Waste Type: Municipal	Residual	Sewage Sludge	Processed Medical	Construction	WTE Ash Residue	Asbestos	Total
100280	VALLEY LANDFILL	0	31.2	0	0	0	0	0	31.2
100361	Casella McKean County Landfill	236.9	5.8	0	0	0	0	0	242.7
100434	EVERGREEN LANDFILL	1953.1	10.8	864.2	0	55.9	0	0	2884
100585	NORTHWEST SANITARY LANDFILL	0	0	0	0	101.4	0	0	101.4
100620	IMPERIAL LANDFILL	0	3	0	0	0	0	9.5	12.5
100955	CLINTON COUNTY SWA WAYNE TOWNSHIP	0	264.6	0	0	0	0	0.2	264.8
101397	ADVANCED DISPOSAL SERVICES GREENT	19019	6524.4	884.2	0	2020.6	0	15.7	28463.9
101439	JOSEPH J BRUNNER INC LANDFILL	0	0	0	0	0	0.5	0	0.5
101534	LAUREL HIGHLANDS LANDFILL INC	185.1	0	0	0	273.2	0	0	458.3
Waste Totals:		21394.1	6839.8	1748.4	0	2451.1	0.5	25.4	32459.3



Please Use
Recycled Paper

Phone: 717-783-9258
Printed: 2/6/2019

Also visit our Internet WWW Site at: <http://www.dep.state.pa.us>

DISCLAIMER: While care has been take in the preparation of this report, there is no warranty or guarantee as to the data, calculation or content accuracy. The Commonwealth reserves the right to update or change any data or presentation format without notice or liability.

Commonwealth of Pennsylvania
 Department of Environmental Protection
 Bureau of Waste Management
 Division of Reporting and Fee Collection

County Waste Destinations
 in Tons (2000 lbs.) of Waste

Note: This reports does not show waste shipped from Pennsylvania counties to out-of-state disposal facilities, nor does it show waste collected for recycling.

For Year: 2018

County : JUNIATA

Permit	Disposal Facility Receiving Waste	Waste Type: Municipal	Residual	Sewage Sludge	Processed Medical	Construction	WTE Ash Residue	Asbestos	Total
100945	CUMBERLAND COUNTY LANDFILL	0	7449.4	0	0	660.6	0	0	8110
100955	CLINTON COUNTY SWA WAYNE TOWNSHIP	9656.3	2725.2	0	0	1530.4	0	0	13911.9
100963	LYCOMING COUNTY RESOURCE MANAGEM	0	0	0	0	6	0	0	6
Waste Totals:		9656.3	10174.6	0	0	2197	0	0	22027.9

County : LACKAWANNA

Permit	Disposal Facility Receiving Waste	Waste Type: Municipal	Residual	Sewage Sludge	Processed Medical	Construction	WTE Ash Residue	Asbestos	Total
100265	GRAND CENTRAL SANITARY LANDFILL INC	6.6	0	0	0	0	0	0	6.6
100346	PIONEER CROSSING LANDFILL	0	0	0	0	3498	0	0	3498
100933	ALLIANCE SANITARY LANDFILL INC	61181.2	14143.5	106.3	817.3	14233.5	0	395.5	90877.3
100955	CLINTON COUNTY SWA WAYNE TOWNSHIP	2.6	17.1	0	0	0	0	1.1	20.8
100963	LYCOMING COUNTY RESOURCE MANAGEM	0	1.4	0	0	0	0	0	1.4
101247	KEYSTONE SANITARY LANDFILL	179077.2	18355.4	22543.1	0	11979.7	0	4.4	231959.8
101699	FAIRLESS LANDFILL	19.8	0	0	0	0	0	0	19.8
400593	COVANTA DELAWARE VALLEY	0	12.9	0	0	0	0	0	12.9
Waste Totals:		240287.4	32530.3	22649.4	817.3	29711.2	0	401	326396.6



Please Use Recycled Paper

Phone: 717-783-9258
 Printed: 2/6/2019

Also visit our Internet WWW Site at: <http://www.dep.state.pa.us>

DISCLAIMER: While care has been take in the preparation of this report, there is no warranty or guarantee as to the data, calculation or content accuracy. The Commonwealth reserves the right to update or change any data or presentation format without notice or liability.

Commonwealth of Pennsylvania
 Department of Environmental Protection
 Bureau of Waste Management
 Division of Reporting and Fee Collection

County Waste Destinations
 in Tons (2000 lbs.) of Waste

Note: This reports does not show waste shipped from Pennsylvania counties to out-of-state disposal facilities, nor does it show waste collected for recycling.

For Year: 2018

County : LANCASTER

Permit	Disposal Facility Receiving Waste	Waste Type:	Municipal	Residual	Sewage Sludge	Processed Medical	Construction	WTE Ash Residue	Asbestos	Total
100113	MODERN LANDFILL		0	72803.3	0	0	0	0	7.6	72810.9
100172	ARDEN LANDFILL INC.		0	38.7	0	0	0	0	0	38.7
100346	PIONEER CROSSING LANDFILL		1854.9	0	0	0	0.6	0	0	1855.5
100739	WESTERN BERKS COMMUNITY LANDFILL		0	0	0	0	0	0	28.7	28.7
100758	LCSWMA - Susq. Resource Mgmt Complex		14168.5	0	0	0	0	0	0	14168.5
100934	IESI PA BLUE RIDGE LANDFILL CORP		0	112.6	0	0	0	0	0	112.6
100944	CHESTER COUNTY SWA LANCHESTER LAN		239.9	148.4	20.3	0	331.5	0	0	740.1
100945	CUMBERLAND COUNTY LANDFILL		0	54.3	269.3	0	0	0	0	323.6
100955	CLINTON COUNTY SWA WAYNE TOWNSHIP		0	0	0	0	0	0	54.2	54.2
100963	LYCOMING COUNTY RESOURCE MANAGEM		0	144.2	0	0	0	0	0	144.2
101389	LCSWMA FREY FARM LANDFILL		61340.4	73676.2	27819	590.3	119241.4	89565.6	5.6	372238.5
101509	CONNESTOGA LANDFILL		0	4848	0	0	0	0	0	4848
101699	FAIRLESS LANDFILL		0	47.7	0	0	0	0	0	47.7
400592	LCSWMA RESOURCE RECOVERY FACILITY		297713.2	46820.5	5955.3	0	456.7	0	0	350945.7
400633	WHEELABRATOR FALLS INC		0	7.6	0	0	0	0	0	7.6
Waste Totals:			375316.9	198701.5	34063.9	590.3	120030.2	89565.6	96.1	818364.5

County : LAWRENCE

Permit	Disposal Facility Receiving Waste	Waste Type:	Municipal	Residual	Sewage Sludge	Processed Medical	Construction	WTE Ash Residue	Asbestos	Total
100329	LAKE VIEW LANDFILL		0	21.7	0	0	0	0	0	21.7
100403	SENECA LANDFILL INC		567.6	24439.3	206.3	0	136.4	0	0	25349.6
100585	NORTHWEST SANITARY LANDFILL		10358.8	39.7	0	0	172.3	0	0	10570.8
100620	IMPERIAL LANDFILL		7.6	0	0	0	6.2	0	2.4	16.2
101439	JOSEPH J BRUNNER INC LANDFILL		38.7	0	82.6	0	0	0	1.2	122.5
Waste Totals:			10972.7	24500.7	288.9	0	314.9	0	3.6	36080.8



Please Use
Recycled Paper

Phone: 717-783-9258
Printed: 2/6/2019

Also visit our Internet WWW Site at: <http://www.dep.state.pa.us>

DISCLAIMER: While care has been take in the preparation of this report, there is no warranty or guarantee as to the data, calculation or content accuracy. The Commonwealth reserves the right to update or change any data or presentation format without notice or liability.

Commonwealth of Pennsylvania
 Department of Environmental Protection
 Bureau of Waste Management
 Division of Reporting and Fee Collection

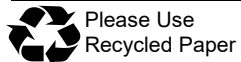
County Waste Destinations
 in Tons (2000 lbs.) of Waste

Note: This reports does not show waste shipped from Pennsylvania counties to out-of-state disposal facilities, nor does it show waste collected for recycling.

For Year: 2018

County : LEBANON

Permit	Disposal Facility Receiving Waste	Waste Type: Municipal	Residual	Sewage Sludge	Processed Medical	Construction	WTE Ash Residue	Asbestos	Total
100113	MODERN LANDFILL	0	12581.8	0	0	0	0	25.1	12606.9
100346	PIONEER CROSSING LANDFILL	0	0	0	0	0	0	2.6	2.6
100739	WESTERN BERKS COMMUNITY LANDFILL	0	0	0	0	1.3	0	0	1.3
100758	LCSWMA - Susq. Resource Mgmt Complex	0	265.9	0	0	0	0	0	265.9
100944	CHESTER COUNTY SWA LANCHESTER LAN	3	68.1	0	0	0	0	0	71.1
100945	CUMBERLAND COUNTY LANDFILL	0	7699	0	0	0	0	0	7699
100955	CLINTON COUNTY SWA WAYNE TOWNSHIP	0	4.8	0	0	0	0	26	30.8
100963	LYCOMING COUNTY RESOURCE MANAGEM	0	75.5	0	0	0	0	0	75.5
101389	LCSWMA FREY FARM LANDFILL	0	1762.2	0	0	0	0	0	1762.2
101509	CONNESTOGA LANDFILL	0	2558.7	0	0	0	0	0	2558.7
101544	GREATER LEBANON REFUSE AUTHORITY L	91686.3	20690.2	2695.4	0	30346.3	0	0	145418.2
101615	COMMONWEALTH ENVIRONMENTAL SYST	0	1655.8	0	0	0.4	0	0	1656.2
400561	YORK COUNTY RESOURCE RECOVERY CE	0	6032.8	0	0	0	0	0	6032.8
400592	LCSWMA RESOURCE RECOVERY FACILITY	0	4701.6	0	0	0	0	0	4701.6
400633	WHEELABRATOR FALLS INC	0	896.3	0	0	0	0	0	896.3
Waste Totals:		91689.3	58992.7	2695.4	0	30348	0	53.7	183779.1



Please Use
Recycled Paper

Phone: 717-783-9258
 Printed: 2/6/2019

Also visit our Internet WWW Site at: <http://www.dep.state.pa.us>

DISCLAIMER: While care has been take in the preparation of this report, there is no warranty or guarantee as to the data, calculation or content accuracy. The Commonwealth reserves the right to update or change any data or presentation format without notice or liability.

Commonwealth of Pennsylvania
 Department of Environmental Protection
 Bureau of Waste Management
 Division of Reporting and Fee Collection

County Waste Destinations
 in Tons (2000 lbs.) of Waste

Note: This reports does not show waste shipped from Pennsylvania counties to out-of-state disposal facilities, nor does it show waste collected for recycling.

For Year: 2018

County : LEHIGH

Permit	Disposal Facility Receiving Waste	Waste Type: Municipal	Residual	Sewage Sludge	Processed Medical	Construction	WTE Ash Residue	Asbestos	Total
100020	BETHLEHEM LANDFILL	47148.9	4382.1	0	0	3060	0	204.7	54795.7
100022	CHRIN BROTHERS SANITARY LANDFILL	29972.1	725.4	3.7	0	11189.2	0	52.1	41942.5
100113	MODERN LANDFILL	0	134.5	0	0	0	0	0	134.5
100265	GRAND CENTRAL SANITARY LANDFILL INC	88507.7	8404.5	579.2	755.3	738.7	0	0	98985.4
100346	PIONEER CROSSING LANDFILL	7907.4	4386.5	351.1	224.4	1	0	0	12870.4
100739	WESTERN BERKS COMMUNITY LANDFILL	42672.6	4.1	0	0	23.1	0	23.8	42723.6
100758	LCSWMA - Susq. Resource Mgmt Complex	1.2	0	0	0	0	0	0	1.2
100933	ALLIANCE SANITARY LANDFILL INC	16.9	1486.1	0	0	0	0	0	1503
100945	CUMBERLAND COUNTY LANDFILL	1572.7	0	0	0	0	0	0	1572.7
100963	LYCOMING COUNTY RESOURCE MANAGEM	0	62	0	0	0	0	0	62
101247	KEYSTONE SANITARY LANDFILL	70.2	16.1	0	0	7.6	0	0	93.9
101509	CONNESTOGA LANDFILL	38927.1	358.5	0	0	544.2	0	5	39834.8
101615	COMMONWEALTH ENVIRONMENTAL SYST	23538.8	0	0	0	2752.8	0	0	26291.6
101699	FAIRLESS LANDFILL	4097.7	0	0	0	1.5	0	0.9	4100.1
400558	COVANTA PLYMOUTH RENEWABLE ENERG	7394.4	3624.5	0	0	0	0	0	11018.9
400592	LCSWMA RESOURCE RECOVERY FACILITY	0	5976.7	0	0	0	0	0	5976.7
400593	COVANTA DELAWARE VALLEY	115.9	120.5	0	0	0	0	0	236.4
400633	WHEELABRATOR FALLS INC	0	241.2	0	0	0	0	0	241.2
Waste Totals:		291943.6	29922.7	934	979.7	18318.1	0	286.5	342384.6



Please Use
Recycled Paper

Phone: 717-783-9258
 Printed: 2/6/2019

Also visit our Internet WWW Site at: <http://www.dep.state.pa.us>

DISCLAIMER: While care has been take in the preparation of this report, there is no warranty or guarantee as to the data, calculation or content accuracy. The Commonwealth reserves the right to update or change any data or presentation format without notice or liability.

Commonwealth of Pennsylvania
 Department of Environmental Protection
 Bureau of Waste Management
 Division of Reporting and Fee Collection

County Waste Destinations
 in Tons (2000 lbs.) of Waste

Note: This reports does not show waste shipped from Pennsylvania counties to out-of-state disposal facilities, nor does it show waste collected for recycling.

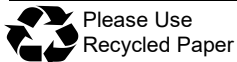
For Year: 2018

County : LUZERNE

Permit	Disposal Facility Receiving Waste	Waste Type: Municipal	Residual	Sewage Sludge	Processed Medical	Construction	WTE Ash Residue	Asbestos	Total
100022	CHRIN BROTHERS SANITARY LANDFILL	152.4	4.2	0	0	49.2	0	3.8	209.6
100081	SOUTHERN ALLEGHENIES LANDFILL INC	0	0	0	0	0	0	3	3
100265	GRAND CENTRAL SANITARY LANDFILL INC	42.3	0	0	0	4.3	0	23.6	70.2
100739	WESTERN BERKS COMMUNITY LANDFILL	0	0	0	0	0	0	0.6	0.6
100758	LCSWMA - Susq. Resource Mgmt Complex	0	1129.5	0	0	0	0	0	1129.5
100933	ALLIANCE SANITARY LANDFILL INC	81202.3	7009.2	14578.5	16.1	2303.1	0	2529.1	107638.3
100955	CLINTON COUNTY SWA WAYNE TOWNSHIP	36437.8	1748.8	1042.5	0	1935.9	0	41	41206
100963	LYCOMING COUNTY RESOURCE MANAGEM	47.9	78.5	0	0	7.6	0	6.2	140.2
101247	KEYSTONE SANITARY LANDFILL	75120.6	9269.4	9498.4	0	5915.6	0	565.5	100369.5
101509	CONNESTOGA LANDFILL	0	7.8	0	0	0	0	0.9	8.7
101615	COMMONWEALTH ENVIRONMENTAL SYST	40146.7	5948.5	5990.7	257.6	888.1	0	0	53231.6
101699	FAIRLESS LANDFILL	29	20.6	0	0	0	0	0	49.6
400592	LCSWMA RESOURCE RECOVERY FACILITY	0	456.4	0	0	0	0	0	456.4
400593	COVANTA DELAWARE VALLEY	0	21.9	0	0	0	0	0	21.9
400633	WHEELABRATOR FALLS INC	0	76.3	0	0	0	0	0	76.3
Waste Totals:		233179	25771.1	31110.1	273.7	11103.8	0	3173.7	304611.4

County : LYCOMING

Permit	Disposal Facility Receiving Waste	Waste Type: Municipal	Residual	Sewage Sludge	Processed Medical	Construction	WTE Ash Residue	Asbestos	Total
100758	LCSWMA - Susq. Resource Mgmt Complex	0	78.7	0	0	0	0	0	78.7
100955	CLINTON COUNTY SWA WAYNE TOWNSHIP	19675.7	31900.9	437.7	0	6332.3	0	59.3	58405.9
100963	LYCOMING COUNTY RESOURCE MANAGEM	57810.3	14981.3	8416	0	4393.9	0	25.1	85626.6
101243	BRADFORD COUNTY SANITARY LANDFILL	0	50.2	0	0	0	0	0	50.2
101397	ADVANCED DISPOSAL SERVICES GREENT	0	32.9	0	0	0	0	0	32.9
Waste Totals:		77486	47044	8853.7	0	10726.2	0	84.4	144194.3



Please Use
 Recycled Paper

Phone: 717-783-9258
 Printed: 2/6/2019

Also visit our Internet WWW Site at: <http://www.dep.state.pa.us>

DISCLAIMER: While care has been take in the preparation of this report, there is no warranty or guarantee as to the data, calculation or content accuracy. The Commonwealth reserves the right to update or change any data or presentation format without notice or liability.

Commonwealth of Pennsylvania
 Department of Environmental Protection
 Bureau of Waste Management
 Division of Reporting and Fee Collection

County Waste Destinations
 in Tons (2000 lbs.) of Waste

Note: This reports does not show waste shipped from Pennsylvania counties to out-of-state disposal facilities, nor does it show waste collected for recycling.

For Year: 2018

County : MCKEAN

Permit	Disposal Facility Receiving Waste	Waste Type: Municipal	Residual	Sewage Sludge	Processed Medical	Construction	WTE Ash Residue	Asbestos	Total
100281	GREENRIDGE RECLAMATION LANDFILL	4	0	0	0	0	0	0	4
100361	Casella McKean County Landfill	15852.9	7959.6	3751.7	0	8541.4	4217.8	13.6	40337
100620	IMPERIAL LANDFILL	8.7	0	0	0	0	0	0.3	9
100955	CLINTON COUNTY SWA WAYNE TOWNSHIP	0	0	0	0	0	0	1.3	1.3
101397	ADVANCED DISPOSAL SERVICES GREENT	55.6	2074.9	12.3	0	0.2	0	5.7	2148.7
Waste Totals:		15921.2	10034.5	3764	0	8541.6	4217.8	20.9	42500

County : MERCER

Permit	Disposal Facility Receiving Waste	Waste Type: Municipal	Residual	Sewage Sludge	Processed Medical	Construction	WTE Ash Residue	Asbestos	Total
100172	ARDEN LANDFILL INC.	0	23.2	0	0	0	0	0	23.2
100329	LAKE VIEW LANDFILL	14719	14.2	0	0	51.1	0	7.2	14791.5
100403	SENECA LANDFILL INC	116947.7	6941.6	1796.3	0	2302.7	0	0	127988.3
100585	NORTHWEST SANITARY LANDFILL	355.4	91	0	0	471.4	0	28.1	945.9
100620	IMPERIAL LANDFILL	0	0	0	0	0	0	3	3
100955	CLINTON COUNTY SWA WAYNE TOWNSHIP	0	0.9	0	0	0	0	1	1.9
101397	ADVANCED DISPOSAL SERVICES GREENT	0	20.9	0	0	0	0	0	20.9
Waste Totals:		132022.1	7091.8	1796.3	0	2825.2	0	39.3	143774.7



Please Use Recycled Paper

Phone: 717-783-9258
 Printed: 2/6/2019

Also visit our Internet WWW Site at: <http://www.dep.state.pa.us>

DISCLAIMER: While care has been take in the preparation of this report, there is no warranty or guarantee as to the data, calculation or content accuracy. The Commonwealth reserves the right to update or change any data or presentation format without notice or liability.

Commonwealth of Pennsylvania
 Department of Environmental Protection
 Bureau of Waste Management
 Division of Reporting and Fee Collection

County Waste Destinations
 in Tons (2000 lbs.) of Waste

Note: This reports does not show waste shipped from Pennsylvania counties to out-of-state disposal facilities, nor does it show waste collected for recycling.

For Year: 2018

County : MIFFLIN

Permit	Disposal Facility Receiving Waste	Waste Type: Municipal	Residual	Sewage Sludge	Processed Medical	Construction	WTE Ash Residue	Asbestos	Total
100081	SOUTHERN ALLEGHENIES LANDFILL INC	0	19.5	0	0	0	0	0	19.5
100113	MODERN LANDFILL	0	1618	0	0	0	0	0	1618
100945	CUMBERLAND COUNTY LANDFILL	0	0	0	0	4.9	0	0	4.9
100955	CLINTON COUNTY SWA WAYNE TOWNSHIP	22216.2	1930.3	764.1	0	4571.4	0	17.3	29499.3
100963	LYCOMING COUNTY RESOURCE MANAGEM	4.2	15.6	0	0	0	0	0	19.8
101397	ADVANCED DISPOSAL SERVICES GREENT	0	84.3	0	0	0	0	0	84.3
400561	YORK COUNTY RESOURCE RECOVERY CE	0	673.7	0	0	0	0	0	673.7
Waste Totals:		22220.4	4341.4	764.1	0	4576.3	0	17.3	31919.5

County : MONROE

Permit	Disposal Facility Receiving Waste	Waste Type: Municipal	Residual	Sewage Sludge	Processed Medical	Construction	WTE Ash Residue	Asbestos	Total
100022	CHRIN BROTHERS SANITARY LANDFILL	20	38	0	0	0	0	4.1	62.1
100113	MODERN LANDFILL	3640.6	74.7	86.1	0	3632.3	0	0	7433.7
100265	GRAND CENTRAL SANITARY LANDFILL INC	95326.6	3299.9	2791.7	5379.7	21359.5	0	64.1	128221.5
100739	WESTERN BERKS COMMUNITY LANDFILL	0	0	18.4	0	44.6	0	47.5	110.5
100933	ALLIANCE SANITARY LANDFILL INC	17788.7	1377.9	0	0	692.5	0	39.3	19898.4
100955	CLINTON COUNTY SWA WAYNE TOWNSHIP	0	1	0	0	0	0	6.8	7.8
101247	KEYSTONE SANITARY LANDFILL	16104.9	767.7	2221.4	0	61.3	0	0	19155.3
101509	CONNESTOGA LANDFILL	0	0.5	0	0	0	0	0	0.5
101615	COMMONWEALTH ENVIRONMENTAL SYST	0	1.7	0	0	0	0	0	1.7
101699	FAIRLESS LANDFILL	9.5	0	0	0	0	0	0	9.5
400592	LCSWMA RESOURCE RECOVERY FACILITY	0	943.6	0	0	0	0	0	943.6
Waste Totals:		132890.3	6505	5117.6	5379.7	25790.2	0	161.8	175844.6



Please Use
 Recycled Paper

Phone: 717-783-9258
 Printed: 2/6/2019

Also visit our Internet WWW Site at: <http://www.dep.state.pa.us>

DISCLAIMER: While care has been take in the preparation of this report, there is no warranty or guarantee as to the data, calculation or content accuracy. The Commonwealth reserves the right to update or change any data or presentation format without notice or liability.

Commonwealth of Pennsylvania
 Department of Environmental Protection
 Bureau of Waste Management
 Division of Reporting and Fee Collection

County Waste Destinations
 in Tons (2000 lbs.) of Waste

Note: This reports does not show waste shipped from Pennsylvania counties to out-of-state disposal facilities, nor does it show waste collected for recycling.

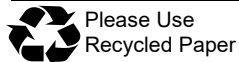
For Year: 2018

County : MONTGOMERY

Permit	Disposal Facility Receiving Waste	Waste Type: Municipal	Residual	Sewage Sludge	Processed Medical	Construction	WTE Ash Residue	Asbestos	Total
100020	BETHLEHEM LANDFILL	37.6	63.3	0	0	9.1	0	0	110
100022	CHRIN BROTHERS SANITARY LANDFILL	10.7	0	0	0	12.4	0	4.1	27.2
100113	MODERN LANDFILL	55267.2	976.6	518.6	0	39895.9	0	42.6	96700.9
100265	GRAND CENTRAL SANITARY LANDFILL INC	829.9	0	30.4	0	772.2	0	2.1	1634.6
100345	DELAWARE COUNTY SWA ROLLING HILLS	20244.5	2020.7	0	0	7065.5	69803	0	99133.7
100346	PIONEER CROSSING LANDFILL	112642	7476	5257.7	1.9	385.2	204.2	0	125967
100739	WESTERN BERKS COMMUNITY LANDFILL	11372.1	3610.7	4383.6	0	1131.3	0	3840.2	24337.9
100944	CHESTER COUNTY SWA LANCHESTER LAN	5070.3	1028.5	0	0	485.9	28734.7	0.2	35319.6
100945	CUMBERLAND COUNTY LANDFILL	0	1454.1	892.7	0	23.2	0	21.6	2391.6
100955	CLINTON COUNTY SWA WAYNE TOWNSHIP	0	0	0	0	0	0	0.3	0.3
100963	LYCOMING COUNTY RESOURCE MANAGEM	0	52.9	0	0	0	0	0.1	53
101247	KEYSTONE SANITARY LANDFILL	617	0	0	0	0	0	0	617
101509	CONNESTOGA LANDFILL	29566.9	79962.5	0	0	6939.1	0	1565.9	118034.4
101699	FAIRLESS LANDFILL	31235.8	7077.3	5262.4	300.7	1184.8	72.2	32.3	45165.5
400558	COVANTA PLYMOUTH RENEWABLE ENERG	300576.1	10238.2	0	0	0	0	0	310814.3
400592	LCSWMA RESOURCE RECOVERY FACILITY	0	1391.9	0	0	0	0	0	1391.9
400633	WHEELABRATOR FALLS INC	4879.6	1694.5	0	0	9.5	0	0	6583.6
Waste Totals:		572349.7	117047.2	16345.4	302.6	57914.1	98814.1	5509.4	868282.5

County : MONTOUR

Permit	Disposal Facility Receiving Waste	Waste Type: Municipal	Residual	Sewage Sludge	Processed Medical	Construction	WTE Ash Residue	Asbestos	Total
100739	WESTERN BERKS COMMUNITY LANDFILL	7.2	0	0	0	0	0	0	7.2
100955	CLINTON COUNTY SWA WAYNE TOWNSHIP	18.4	10.3	0	0	53.1	0	0.1	81.9
100963	LYCOMING COUNTY RESOURCE MANAGEM	9532.5	2876.7	32.8	504.1	1298.1	0	14.1	14258.3
400592	LCSWMA RESOURCE RECOVERY FACILITY	0	18.3	0	0	0	0	0	18.3
Waste Totals:		9558.1	2905.3	32.8	504.1	1351.2	0	14.2	14365.7



Please Use Recycled Paper

Phone: 717-783-9258
 Printed: 2/6/2019

Also visit our Internet WWW Site at: <http://www.dep.state.pa.us>

DISCLAIMER: While care has been take in the preparation of this report, there is no warranty or guarantee as to the data, calculation or content accuracy. The Commonwealth reserves the right to update or change any data or presentation format without notice or liability.

Commonwealth of Pennsylvania
 Department of Environmental Protection
 Bureau of Waste Management
 Division of Reporting and Fee Collection

County Waste Destinations
 in Tons (2000 lbs.) of Waste

Note: This reports does not show waste shipped from Pennsylvania counties to out-of-state disposal facilities, nor does it show waste collected for recycling.

For Year: 2018

County : NORTHAMPTON

Permit	Disposal Facility Receiving Waste	Waste Type:	Municipal	Residual	Sewage Sludge	Processed Medical	Construction	WTE Ash Residue	Asbestos	Total
100020	BETHLEHEM LANDFILL		90547.9	1188.8	0	0	8520.7	0	650.4	100907.8
100022	CHRIN BROTHERS SANITARY LANDFILL		63321	5783.6	4057.5	2364.9	26640.4	0	124.2	102291.6
100265	GRAND CENTRAL SANITARY LANDFILL INC		97052.1	9412.9	3858.2	39.6	6236	0	0.1	116598.9
100346	PIONEER CROSSING LANDFILL		33.7	6594.1	348.1	3347.9	67.8	0	0	10391.6
100739	WESTERN BERKS COMMUNITY LANDFILL		29148.7	0	0	0	0	0	0	29148.7
100933	ALLIANCE SANITARY LANDFILL INC		8.5	35	0	0	2.9	0	0	46.4
100945	CUMBERLAND COUNTY LANDFILL		66	0	0	0	0	0	0	66
100963	LYCOMING COUNTY RESOURCE MANAGEM		1	0	0	0	0	0	0	1
101247	KEYSTONE SANITARY LANDFILL		0	9.6	803.6	0	0	0	0	813.2
101397	ADVANCED DISPOSAL SERVICES GREENT		98.2	0	0	0	0	0	0	98.2
101509	CONNESTOGA LANDFILL		0	156	0	0	81.9	0	0	237.9
101615	COMMONWEALTH ENVIRONMENTAL SYST		816.4	0	0	0	19.3	0	0	835.7
101699	FAIRLESS LANDFILL		13.1	0	0	0	0	0	1.7	14.8
400558	COVANTA PLYMOUTH RENEWABLE ENERG		381.6	1107.9	0	0	0	0	0	1489.5
400592	LCSWMA RESOURCE RECOVERY FACILITY		0	189.9	0	0	0	0	0	189.9
Waste Totals:			281488.2	24477.8	9067.4	5752.4	41569	0	776.4	363131.2

County : NORTHUMBERLAND

Permit	Disposal Facility Receiving Waste	Waste Type:	Municipal	Residual	Sewage Sludge	Processed Medical	Construction	WTE Ash Residue	Asbestos	Total
100739	WESTERN BERKS COMMUNITY LANDFILL		17.2	8.9	0	0	0	0	0	26.1
100758	LCSWMA - Susq. Resource Mgmt Complex		0	89.3	0	0	0	0	0	89.3
100955	CLINTON COUNTY SWA WAYNE TOWNSHIP		11764.4	611.6	1865.1	0	637	0	330.6	15208.7
100963	LYCOMING COUNTY RESOURCE MANAGEM		20548.6	11376.2	5451.9	0	1775.1	0	65.8	39217.6
101247	KEYSTONE SANITARY LANDFILL		3.4	0	0	0	105.4	0	2.1	110.9
101615	COMMONWEALTH ENVIRONMENTAL SYST		21052.4	489.9	0	0	118.6	0	1	21661.9
400592	LCSWMA RESOURCE RECOVERY FACILITY		0	119.9	0	0	0	0	0	119.9
Waste Totals:			53386	12695.8	7317	0	2636.1	0	399.5	76434.4



Please Use
Recycled Paper

Phone: 717-783-9258
Printed: 2/6/2019

Also visit our Internet WWW Site at: <http://www.dep.state.pa.us>

DISCLAIMER: While care has been take in the preparation of this report, there is no warranty or guarantee as to the data, calculation or content accuracy. The Commonwealth reserves the right to update or change any data or presentation format without notice or liability.

Commonwealth of Pennsylvania
 Department of Environmental Protection
 Bureau of Waste Management
 Division of Reporting and Fee Collection

County Waste Destinations
 in Tons (2000 lbs.) of Waste

Note: This reports does not show waste shipped from Pennsylvania counties to out-of-state disposal facilities, nor does it show waste collected for recycling.

For Year: 2018

County : PERRY

Permit	Disposal Facility Receiving Waste	Waste Type: Municipal	Residual	Sewage Sludge	Processed Medical	Construction	WTE Ash Residue	Asbestos	Total
100113	MODERN LANDFILL	0	0	0	0	15.2	0	0	15.2
100758	LCSWMA - Susq. Resource Mgmt Complex	1803.9	268	0	0	154.7	0	0	2226.6
100934	IESI PA BLUE RIDGE LANDFILL CORP	40.7	0	0	0	24.4	0	0	65.1
100945	CUMBERLAND COUNTY LANDFILL	596.8	1835.8	550	0	2906	0	69.4	5958
100955	CLINTON COUNTY SWA WAYNE TOWNSHIP	8676.4	1.3	0	0	260.8	0	0	8938.5
100963	LYCOMING COUNTY RESOURCE MANAGEM	16.1	0.2	0	0	0	0	0	16.3
101100	MOUNTAIN VIEW RECLAMATION LANDFILL	1236.6	0	0	0	226	0	0	1462.6
101615	COMMONWEALTH ENVIRONMENTAL SYST	16.4	0	0	0	0	0	0	16.4
400561	YORK COUNTY RESOURCE RECOVERY CE	0.9	0	0	0	0	0	0	0.9
400592	LCSWMA RESOURCE RECOVERY FACILITY	13.6	0	0	0	0	0	0	13.6
Waste Totals:		12401.4	2105.3	550	0	3587.1	0	69.4	18713.2



Please Use
Recycled Paper

Phone: 717-783-9258
 Printed: 2/6/2019

Also visit our Internet WWW Site at: <http://www.dep.state.pa.us>

DISCLAIMER: While care has been take in the preparation of this report, there is no warranty or guarantee as to the data, calculation or content accuracy. The Commonwealth reserves the right to update or change any data or presentation format without notice or liability.

Commonwealth of Pennsylvania
 Department of Environmental Protection
 Bureau of Waste Management
 Division of Reporting and Fee Collection

County Waste Destinations
 in Tons (2000 lbs.) of Waste

Note: This reports does not show waste shipped from Pennsylvania counties to out-of-state disposal facilities, nor does it show waste collected for recycling.

For Year: 2018

County : PHILADELPHIA

Permit	Disposal Facility Receiving Waste	Waste Type: Municipal	Residual	Sewage Sludge	Processed Medical	Construction	WTE Ash Residue	Asbestos	Total
100020	BETHLEHEM LANDFILL	0	0	0	0	73.5	0	0	73.5
100113	MODERN LANDFILL	203271.3	2005	0	0	250.8	0	0	205527.1
100265	GRAND CENTRAL SANITARY LANDFILL INC	0	0	0	0	0	0	66.2	66.2
100345	DELAWARE COUNTY SWA ROLLING HILLS	0	0	0	0	6234.2	0	0	6234.2
100346	PIONEER CROSSING LANDFILL	88.4	991.2	0	2141.9	314.7	0	0	3536.2
100739	WESTERN BERKS COMMUNITY LANDFILL	0	1612.5	0	0	136.3	0	4502	6250.8
100758	LCSWMA - Susq. Resource Mgmt Complex	1945.7	0	0	0	0	0	0	1945.7
100944	CHESTER COUNTY SWA LANCHESTER LAN	0	0	15.6	0	529.7	0	0.6	545.9
100945	CUMBERLAND COUNTY LANDFILL	0	2824.6	0	0	0	0	23.1	2847.7
100955	CLINTON COUNTY SWA WAYNE TOWNSHIP	0	0	0	0	80.5	0	0	80.5
101247	KEYSTONE SANITARY LANDFILL	666	0	0	0	0	0	0	666
101397	ADVANCED DISPOSAL SERVICES GREENT	0	578.4	0	0	0	0	0	578.4
101509	CONNESTOGA LANDFILL	31723.8	53266.9	0	183.9	7987.7	0	212.1	93374.4
101615	COMMONWEALTH ENVIRONMENTAL SYST	1667.9	0	0	0	3309.6	0	0	4977.5
101699	FAIRLESS LANDFILL	496906.9	8093.5	19039.2	1806.1	18043.9	0	991.2	544880.8
400558	COVANTA PLYMOUTH RENEWABLE ENERG	38459.5	67.2	0	0	0	0	0	38526.7
400561	YORK COUNTY RESOURCE RECOVERY CE	6140.7	0	0	0	0	0	0	6140.7
400592	LCSWMA RESOURCE RECOVERY FACILITY	5133.4	37.8	0	0	0	0	0	5171.2
400593	COVANTA DELAWARE VALLEY	403975.4	15428.9	0	0	0	0	0	419404.3
400633	WHEELABRATOR FALLS INC	105863.9	740.3	0	0	9.7	0	0	106613.9
Waste Totals:		1295842.9	85646.3	19054.8	4131.9	36970.6	0	5795.2	1447441.7



Please Use
Recycled Paper

Phone: 717-783-9258
 Printed: 2/6/2019

Also visit our Internet WWW Site at: <http://www.dep.state.pa.us>

DISCLAIMER: While care has been take in the preparation of this report, there is no warranty or guarantee as to the data, calculation or content accuracy. The Commonwealth reserves the right to update or change any data or presentation format without notice or liability.

Commonwealth of Pennsylvania
 Department of Environmental Protection
 Bureau of Waste Management
 Division of Reporting and Fee Collection

County Waste Destinations
 in Tons (2000 lbs.) of Waste

Note: This reports does not show waste shipped from Pennsylvania counties to out-of-state disposal facilities, nor does it show waste collected for recycling.

For Year: 2018

County : PIKE

Permit	Disposal Facility Receiving Waste	Waste Type: Municipal	Residual	Sewage Sludge	Processed Medical	Construction	WTE Ash Residue	Asbestos	Total
100022	CHRIN BROTHERS SANITARY LANDFILL	0	0	0	0	86.9	0	10.4	97.3
100265	GRAND CENTRAL SANITARY LANDFILL INC	2866.3	0	0	0	312.6	0	0	3178.9
100933	ALLIANCE SANITARY LANDFILL INC	9972.8	0	0	0	44.7	0	0	10017.5
100955	CLINTON COUNTY SWA WAYNE TOWNSHIP	0	0	0	0	0	0	1.7	1.7
100963	LYCOMING COUNTY RESOURCE MANAGEM	434.4	0.2	0	0	0	0	0	434.6
101247	KEYSTONE SANITARY LANDFILL	24824.6	90.9	2354.3	0	48.1	0	0	27317.9
Waste Totals:		38098.1	91.1	2354.3	0	492.3	0	12.1	41047.9

County : POTTER

Permit	Disposal Facility Receiving Waste	Waste Type: Municipal	Residual	Sewage Sludge	Processed Medical	Construction	WTE Ash Residue	Asbestos	Total
100361	Casella McKean County Landfill	516.3	2107.7	118.5	0	230.8	0	4	2977.3
100955	CLINTON COUNTY SWA WAYNE TOWNSHIP	0	132.9	0	0	110.2	0	16.3	259.4
100963	LYCOMING COUNTY RESOURCE MANAGEM	40.6	16.7	0	0	0	0	0	57.3
101243	BRADFORD COUNTY SANITARY LANDFILL	0.8	0	48.1	0	30.1	0	0	79
101247	KEYSTONE SANITARY LANDFILL	0.1	0	0	0	0	0	0	0.1
101397	ADVANCED DISPOSAL SERVICES GREENT	0	1225.2	0	0	0	0	0	1225.2
Waste Totals:		557.8	3482.5	166.6	0	371.1	0	20.3	4598.3



Please Use
Recycled Paper

Phone: 717-783-9258
 Printed: 2/6/2019

Also visit our Internet WWW Site at: <http://www.dep.state.pa.us>

DISCLAIMER: While care has been take in the preparation of this report, there is no warranty or guarantee as to the data, calculation or content accuracy. The Commonwealth reserves the right to update or change any data or presentation format without notice or liability.

Commonwealth of Pennsylvania
 Department of Environmental Protection
 Bureau of Waste Management
 Division of Reporting and Fee Collection

County Waste Destinations
 in Tons (2000 lbs.) of Waste

Note: This reports does not show waste shipped from Pennsylvania counties to out-of-state disposal facilities, nor does it show waste collected for recycling.

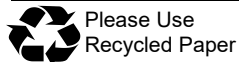
For Year: 2018

County : SCHUYLKILL

Permit	Disposal Facility Receiving Waste	Waste Type:	Municipal	Residual	Sewage Sludge	Processed Medical	Construction	WTE Ash Residue	Asbestos	Total
100020	BETHLEHEM LANDFILL		0	0	0	0	4	0	0	4
100022	CHRIN BROTHERS SANITARY LANDFILL		0	0	0	0	12.9	0	0	12.9
100113	MODERN LANDFILL		0	338.1	0	0	0	0	0	338.1
100346	PIONEER CROSSING LANDFILL		406.9	0	0	0	0	0	0	406.9
100758	LCSWMA - Susq. Resource Mgmt Complex		163.2	275	0	0	0	0	0	438.2
100933	ALLIANCE SANITARY LANDFILL INC		21.6	69.2	0	0	16.5	0	0	107.3
100944	CHESTER COUNTY SWA LANCHESTER LAN		10.6	0	0	0	0.9	0	0	11.5
100945	CUMBERLAND COUNTY LANDFILL		0	1110.9	0	0	0	0	0	1110.9
100955	CLINTON COUNTY SWA WAYNE TOWNSHIP		3.6	175.3	0	0	3373.5	0	9.4	3561.8
100963	LYCOMING COUNTY RESOURCE MANAGEM		67.8	14.6	343.6	0	53.2	0	114.9	594.1
101247	KEYSTONE SANITARY LANDFILL		462.7	0	0	0	0	0	0	462.7
101509	CONNESTOGA LANDFILL		0	0	0	0	0	0	1.8	1.8
101615	COMMONWEALTH ENVIRONMENTAL SYST		180923.2	16739.6	2667.4	211.4	15185	0	2.6	215729.2
101699	FAIRLESS LANDFILL		0	17.3	0	0	0	0	0	17.3
400592	LCSWMA RESOURCE RECOVERY FACILITY		0	39.6	0	0	0	0	0	39.6
Waste Totals:			182059.6	18779.6	3011	211.4	18646	0	128.7	222836.3

County : SNYDER

Permit	Disposal Facility Receiving Waste	Waste Type:	Municipal	Residual	Sewage Sludge	Processed Medical	Construction	WTE Ash Residue	Asbestos	Total
100945	CUMBERLAND COUNTY LANDFILL		0	0	0	0	4.2	0	0	4.2
100955	CLINTON COUNTY SWA WAYNE TOWNSHIP		3085.1	64.9	0	0	421.5	0	21.1	3592.6
100963	LYCOMING COUNTY RESOURCE MANAGEM		11060.6	4867.2	568.4	0	1194.2	55.9	220.9	17967.2
Waste Totals:			14145.7	4932.1	568.4	0	1619.9	55.9	242	21564



Please Use
 Recycled Paper

Phone: 717-783-9258
 Printed: 2/6/2019

Also visit our Internet WWW Site at: <http://www.dep.state.pa.us>

DISCLAIMER: While care has been take in the preparation of this report, there is no warranty or guarantee as to the data, calculation or content accuracy. The Commonwealth reserves the right to update or change any data or presentation format without notice or liability.

Commonwealth of Pennsylvania
 Department of Environmental Protection
 Bureau of Waste Management
 Division of Reporting and Fee Collection

County Waste Destinations
 in Tons (2000 lbs.) of Waste

Note: This reports does not show waste shipped from Pennsylvania counties to out-of-state disposal facilities, nor does it show waste collected for recycling.

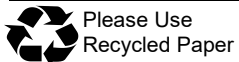
For Year: 2018

County : SOMERSET

Permit	Disposal Facility Receiving Waste	Waste Type:	Municipal	Residual	Sewage Sludge	Processed Medical	Construction	WTE Ash Residue	Asbestos	Total
100081	SOUTHERN ALLEGHENIES LANDFILL INC		17807.7	1210	2199.2	0	2100.2	0	7.3	23324.4
100113	MODERN LANDFILL		0	31.8	0	0	0	0	0	31.8
100277	TERVITA SANITARY LANDFILL		4.5	0	0	0	0	0	0	4.5
100280	VALLEY LANDFILL		0	0	0	0	11.9	0	0	11.9
100281	GREENRIDGE RECLAMATION LANDFILL		1524.9	0	0	0	276	0	0	1800.9
100419	ADVANCED DISPOSAL SERVICES CHESTN		682.9	0	0	0	3.6	0	0	686.5
100434	EVERGREEN LANDFILL		0	0	0	0	6.7	0	0	6.7
101534	LAUREL HIGHLANDS LANDFILL INC		13.9	0	0	0	17.1	0	0	31
101571	MOSTOLLER LANDFILL INC		25442.5	2570.3	950.5	0	3044.2	0	15.4	32022.9
Waste Totals:			45476.4	3812.1	3149.7	0	5459.7	0	22.7	57920.6

County : SULLIVAN

Permit	Disposal Facility Receiving Waste	Waste Type:	Municipal	Residual	Sewage Sludge	Processed Medical	Construction	WTE Ash Residue	Asbestos	Total
100933	ALLIANCE SANITARY LANDFILL INC		0	9726	0	0	0	0	0	9726
100955	CLINTON COUNTY SWA WAYNE TOWNSHIP		5.3	20.2	0	0	0	0	0	25.5
100963	LYCOMING COUNTY RESOURCE MANAGEM		56.2	0	0	0	6.7	0	0	62.9
101243	BRADFORD COUNTY SANITARY LANDFILL		3692.3	940	0	0	548.7	0	0	5181
Waste Totals:			3753.8	10686.2	0	0	555.4	0	0	14995.4



Please Use
Recycled Paper

Phone: 717-783-9258
 Printed: 2/6/2019

Also visit our Internet WWW Site at: <http://www.dep.state.pa.us>

DISCLAIMER: While care has been take in the preparation of this report, there is no warranty or guarantee as to the data, calculation or content accuracy. The Commonwealth reserves the right to update or change any data or presentation format without notice or liability.

Commonwealth of Pennsylvania
 Department of Environmental Protection
 Bureau of Waste Management
 Division of Reporting and Fee Collection

County Waste Destinations
 in Tons (2000 lbs.) of Waste

Note: This reports does not show waste shipped from Pennsylvania counties to out-of-state disposal facilities, nor does it show waste collected for recycling.

For Year: 2018

County : SUSQUEHANNA

Permit	Disposal Facility Receiving Waste	Waste Type:	Municipal	Residual	Sewage Sludge	Processed Medical	Construction	WTE Ash Residue	Asbestos	Total
100265	GRAND CENTRAL SANITARY LANDFILL INC		0	18.5	0	0	0	0	0	18.5
100933	ALLIANCE SANITARY LANDFILL INC		4725.9	31247	408.7	0	574.4	0	0	36956
100955	CLINTON COUNTY SWA WAYNE TOWNSHIP		0	35.2	0	0	0	0	0	35.2
100963	LYCOMING COUNTY RESOURCE MANAGEM		0	26.2	0	0	0	0	0	26.2
101243	BRADFORD COUNTY SANITARY LANDFILL		10157.5	25.3	0	0	89.9	0	0	10272.7
101247	KEYSTONE SANITARY LANDFILL		14437.2	205609.8	4.3	0	5638.4	0	5.7	225695.4
Waste Totals:			29320.6	236962	413	0	6302.7	0	5.7	273004

County : TIOGA

Permit	Disposal Facility Receiving Waste	Waste Type:	Municipal	Residual	Sewage Sludge	Processed Medical	Construction	WTE Ash Residue	Asbestos	Total
100329	LAKE VIEW LANDFILL		0	1	0	0	0	0	0	1
100955	CLINTON COUNTY SWA WAYNE TOWNSHIP		70.1	3554.5	0	0	83.7	0	12.6	3720.9
100963	LYCOMING COUNTY RESOURCE MANAGEM		11.2	0	0	0	0	0	0	11.2
101243	BRADFORD COUNTY SANITARY LANDFILL		18756.2	27405.1	1242.5	0	2523.5	0	0	49927.3
101247	KEYSTONE SANITARY LANDFILL		0	17.2	0	0	0	0	0	17.2
101397	ADVANCED DISPOSAL SERVICES GREENT		0	1.7	0	0	0	0	0	1.7
Waste Totals:			18837.5	30979.5	1242.5	0	2607.2	0	12.6	53679.3

County : UNION

Permit	Disposal Facility Receiving Waste	Waste Type:	Municipal	Residual	Sewage Sludge	Processed Medical	Construction	WTE Ash Residue	Asbestos	Total
100758	LCSWMA - Susq. Resource Mgmt Complex		1.8	7	0	0	0	0	0	8.8
100955	CLINTON COUNTY SWA WAYNE TOWNSHIP		603.8	1180.9	0	0	761.9	0	28.4	2575
100963	LYCOMING COUNTY RESOURCE MANAGEM		23203.6	10095.3	4129.4	0	2091.4	6.4	25.6	39551.7
101247	KEYSTONE SANITARY LANDFILL		0	0	0	0	4	0	0	4
400633	WHEELABRATOR FALLS INC		0	18.8	0	0	0	0	0	18.8
Waste Totals:			23809.2	11302	4129.4	0	2857.3	6.4	54	42158.3



Please Use
 Recycled Paper

Phone: 717-783-9258
 Printed: 2/6/2019

Also visit our Internet WWW Site at: <http://www.dep.state.pa.us>

DISCLAIMER: While care has been taken in the preparation of this report, there is no warranty or guarantee as to the data, calculation or content accuracy. The Commonwealth reserves the right to update or change any data or presentation format without notice or liability.

Commonwealth of Pennsylvania
 Department of Environmental Protection
 Bureau of Waste Management
 Division of Reporting and Fee Collection

County Waste Destinations
 in Tons (2000 lbs.) of Waste

Note: This reports does not show waste shipped from Pennsylvania counties to out-of-state disposal facilities, nor does it show waste collected for recycling.


For Year: 2018

County : VENANGO

Permit	Disposal Facility Receiving Waste	Waste Type: Municipal	Residual	Sewage Sludge	Processed Medical	Construction	WTE Ash Residue	Asbestos	Total
100329	LAKE VIEW LANDFILL	0	1750	0	0	0	0	0	1750
100361	Casella McKean County Landfill	0	5.8	0	0	0	0	0	5.8
100403	SENECA LANDFILL INC	66.2	1315.4	1343.9	0	1406.5	0	0	4132
100585	NORTHWEST SANITARY LANDFILL	3493.9	2457.6	0	0	218.3	0	517.5	6687.3
101397	ADVANCED DISPOSAL SERVICES GREENT	0	349.8	233.4	0	0	0	0	583.2
Waste Totals:		3560.1	5878.6	1577.3	0	1624.8	0	517.5	13158.3

County : WARREN

Permit	Disposal Facility Receiving Waste	Waste Type: Municipal	Residual	Sewage Sludge	Processed Medical	Construction	WTE Ash Residue	Asbestos	Total
100329	LAKE VIEW LANDFILL	0	70	0	0	9.1	0	4.6	83.7
100361	Casella McKean County Landfill	108.8	19.9	1428	0	1999.6	0	0	3556.3
100620	IMPERIAL LANDFILL	0.9	0	0	0	0	0	0	0.9
101243	BRADFORD COUNTY SANITARY LANDFILL	0.4	0	0	0	1	0	0	1.4
101397	ADVANCED DISPOSAL SERVICES GREENT	43963.5	4530.4	32.5	0	24.6	0	6.1	48557.1
101571	MOSTOLLER LANDFILL INC	3.9	0	0	0	0	0	0	3.9
Waste Totals:		44077.5	4620.3	1460.5	0	2034.3	0	10.7	52203.3



Please Use
Recycled Paper

Phone: 717-783-9258
 Printed: 2/6/2019

Also visit our Internet WWW Site at: <http://www.dep.state.pa.us>

DISCLAIMER: While care has been take in the preparation of this report, there is no warranty or guarantee as to the data, calculation or content accuracy. The Commonwealth reserves the right to update or change any data or presentation format without notice or liability.

Commonwealth of Pennsylvania
 Department of Environmental Protection
 Bureau of Waste Management
 Division of Reporting and Fee Collection

County Waste Destinations
 in Tons (2000 lbs.) of Waste

Note: This reports does not show waste shipped from Pennsylvania counties to out-of-state disposal facilities, nor does it show waste collected for recycling.

For Year: 2018

County : WASHINGTON

Permit	Disposal Facility Receiving Waste	Waste Type: Municipal	Residual	Sewage Sludge	Processed Medical	Construction	WTE Ash Residue	Asbestos	Total
100081	SOUTHERN ALLEGHENIES LANDFILL INC	10	0	0	0	0	0	0	10
100113	MODERN LANDFILL	0	0	0	0	2.4	0	0	2.4
100172	ARDEN LANDFILL INC.	71596.9	129098.4	6761.3	640.7	13324.1	0	0	221421.4
100277	TERVITA SANITARY LANDFILL	40978.4	58067.7	772.5	0	8219.7	0	72.8	108111.1
100280	VALLEY LANDFILL	0	0	0	0	0.6	0	10.6	11.2
100281	GREENRIDGE RECLAMATION LANDFILL	2226.7	873.6	2355.2	0	78.6	0	0	5534.1
100403	SENECA LANDFILL INC	0	0	0	0	9.2	0	0	9.2
100419	ADVANCED DISPOSAL SERVICES CHESTN	40.3	6648.7	0	0	352.6	0	0.6	7042.2
100592	SOUTH HILLS LANDFILL INC	10298.8	1767.5	0	0	4541.9	0	0	16608.2
100620	IMPERIAL LANDFILL	16846.2	24295.4	9973.9	0	3546.4	0	65.9	54727.8
100663	KELLY RUN SANITATION INC LANDFILL	8049.5	2466.3	53.3	0	634.8	0	0	11203.9
100955	CLINTON COUNTY SWA WAYNE TOWNSHIP	0	164	0	0	0	0	0	164
101439	JOSEPH J BRUNNER INC LANDFILL	0	0	0	0	0	0	3.1	3.1
Waste Totals:		150046.8	223381.6	19916.2	640.7	30710.3	0	153	424848.6

County : WAYNE

Permit	Disposal Facility Receiving Waste	Waste Type: Municipal	Residual	Sewage Sludge	Processed Medical	Construction	WTE Ash Residue	Asbestos	Total
100022	CHRIN BROTHERS SANITARY LANDFILL	0	0	0	0	17.7	0	0	17.7
100265	GRAND CENTRAL SANITARY LANDFILL INC	12.5	0	0	0	0	0	0	12.5
100933	ALLIANCE SANITARY LANDFILL INC	17215	265.8	0	0	18	0	0	17498.8
101247	KEYSTONE SANITARY LANDFILL	1211.9	152.6	1294	0	889	0	0	3547.5
101509	CONNESTOGA LANDFILL	0	20.4	0	0	0	0	0	20.4
Waste Totals:		18439.4	438.8	1294	0	924.7	0	0	21096.9



Please Use
 Recycled Paper

Phone: 717-783-9258
 Printed: 2/6/2019

Also visit our Internet WWW Site at: <http://www.dep.state.pa.us>

DISCLAIMER: While care has been take in the preparation of this report, there is no warranty or guarantee as to the data, calculation or content accuracy. The Commonwealth reserves the right to update or change any data or presentation format without notice or liability.

Commonwealth of Pennsylvania
 Department of Environmental Protection
 Bureau of Waste Management
 Division of Reporting and Fee Collection

County Waste Destinations
 in Tons (2000 lbs.) of Waste

Note: This reports does not show waste shipped from Pennsylvania counties to out-of-state disposal facilities, nor does it show waste collected for recycling.

For Year: 2018

County : WESTMORELAND

Permit	Disposal Facility Receiving Waste	Waste Type: Municipal	Residual	Sewage Sludge	Processed Medical	Construction	WTE Ash Residue	Asbestos	Total
100081	SOUTHERN ALLEGHENIES LANDFILL INC	24.8	20.8	0	0	37.9	0	0	83.5
100172	ARDEN LANDFILL INC.	72.9	12477.7	0	0	9.3	0	0	12559.9
100277	TERVITA SANITARY LANDFILL	27108	3805.8	2119.1	0	10319.4	0	168.4	43520.7
100280	VALLEY LANDFILL	91207.6	24709.6	1493.1	405.4	30658.1	0	73.4	148547.2
100281	GREENRIDGE RECLAMATION LANDFILL	66204.9	40530.8	16761.7	0	17484.6	0	15.8	140997.8
100403	SENECA LANDFILL INC	3905.3	1206.8	4434.9	0	266.3	0	0	9813.3
100419	ADVANCED DISPOSAL SERVICES CHESTN	2523	230.6	0	0	244.2	0	0	2997.8
100434	EVERGREEN LANDFILL	14707.8	3404	1316.9	0	798.4	0	0	20227.1
100592	SOUTH HILLS LANDFILL INC	0	0	0	0	16.1	0	0	16.1
100594	MONROEVILLE LANDFILL	16307.1	1001	0	0	5032.4	0	0	22340.5
100620	IMPERIAL LANDFILL	250.4	2260	0	0	0	0	49.9	2560.3
100663	KELLY RUN SANITATION INC LANDFILL	8994.4	3314.2	0	0	787.1	0	0	13095.7
100758	LCSWMA - Susq. Resource Mgmt Complex	8.5	63.1	0	0	0	0	0	71.6
100945	CUMBERLAND COUNTY LANDFILL	13.7	0	0	0	0	0	0	13.7
100955	CLINTON COUNTY SWA WAYNE TOWNSHIP	0	0	0	0	0	0	1	1
101397	ADVANCED DISPOSAL SERVICES GREENT	0	70.9	0	0	0	0	0	70.9
101439	JOSEPH J BRUNNER INC LANDFILL	0	0	0	0	0	0	1.9	1.9
101534	LAUREL HIGHLANDS LANDFILL INC	396.3	810.8	0	0	38.1	0	0	1245.2
101571	MOSTOLLER LANDFILL INC	21317.3	37136.7	0	0	165.1	0	0	58619.1
400592	LCSWMA RESOURCE RECOVERY FACILITY	0	1.4	0	0	0	0	0	1.4
Waste Totals:		253042	131044.2	26125.7	405.4	65857	0	310.4	476784.7



Please Use
Recycled Paper

Phone: 717-783-9258
 Printed: 2/6/2019

Also visit our Internet WWW Site at: <http://www.dep.state.pa.us>

DISCLAIMER: While care has been take in the preparation of this report, there is no warranty or guarantee as to the data, calculation or content accuracy. The Commonwealth reserves the right to update or change any data or presentation format without notice or liability.

Commonwealth of Pennsylvania
 Department of Environmental Protection
 Bureau of Waste Management
 Division of Reporting and Fee Collection

County Waste Destinations
 in Tons (2000 lbs.) of Waste

Note: This reports does not show waste shipped from Pennsylvania counties to out-of-state disposal facilities, nor does it show waste collected for recycling.

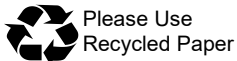
For Year: 2018

County : WYOMING

Permit	Disposal Facility Receiving Waste	Waste Type: Municipal	Residual	Sewage Sludge	Processed Medical	Construction	WTE Ash Residue	Asbestos	Total
100933	ALLIANCE SANITARY LANDFILL INC	5898.7	3934.9	0	0	123.3	0	4.6	9961.5
100955	CLINTON COUNTY SWA WAYNE TOWNSHIP	23.6	151	0	0	0	0	5.5	180.1
101243	BRADFORD COUNTY SANITARY LANDFILL	156.8	192.3	0	0	374.2	0	0	723.3
101247	KEYSTONE SANITARY LANDFILL	3725.2	226.4	364.3	0	474.5	0	0	4790.4
101389	LCSWMA FREY FARM LANDFILL	0	98.3	0	0	0	0	0	98.3
400592	LCSWMA RESOURCE RECOVERY FACILITY	0	4168.3	0	0	0	0	0	4168.3
Waste Totals:		9804.3	8771.2	364.3	0	972	0	10.1	19921.9

County : YORK

Permit	Disposal Facility Receiving Waste	Waste Type: Municipal	Residual	Sewage Sludge	Processed Medical	Construction	WTE Ash Residue	Asbestos	Total
100113	MODERN LANDFILL	879.9	262791.5	2519.3	0	30839.4	177051.5	535.3	474616.9
100739	WESTERN BERKS COMMUNITY LANDFILL	0	3663.7	0	0	0	0	19.5	3683.2
100758	LCSWMA - Susq. Resource Mgmt Complex	0	0	0	0	766.9	0	0	766.9
100933	ALLIANCE SANITARY LANDFILL INC	37.3	0	0	0	0	0	0	37.3
100934	IESI PA BLUE RIDGE LANDFILL CORP	0	170	0	0	111.3	0	0	281.3
100945	CUMBERLAND COUNTY LANDFILL	14.1	8341.6	1074.2	0	199.1	0	8405.9	18034.9
100955	CLINTON COUNTY SWA WAYNE TOWNSHIP	0	0.4	0	0	0	0	2.5	2.9
100963	LYCOMING COUNTY RESOURCE MANAGEM	0	1.3	0	0	0	0	0	1.3
101100	MOUNTAIN VIEW RECLAMATION LANDFILL	0	110.5	0	0	971.9	0	0	1082.4
101389	LCSWMA FREY FARM LANDFILL	4.2	6492.4	0	0	996.7	0	0	7493.3
400561	YORK COUNTY RESOURCE RECOVERY CE	341683	22064.1	0	0	22856.1	0	0	386603.2
400592	LCSWMA RESOURCE RECOVERY FACILITY	1847	285.3	0	0	0	0	0	2132.3
400593	COVANTA DELAWARE VALLEY	0	11.8	0	0	0	0	0	11.8
400633	WHEELABRATOR FALLS INC	0	10.7	0	0	0	0	0	10.7
Waste Totals:		344465.5	303943.3	3593.5	0	56741.4	177051.5	8963.2	894758.4



Please Use Recycled Paper

Phone: 717-783-9258
 Printed: 2/6/2019

Also visit our Internet WWW Site at: <http://www.dep.state.pa.us>

DISCLAIMER: While care has been take in the preparation of this report, there is no warranty or guarantee as to the data, calculation or content accuracy. The Commonwealth reserves the right to update or change any data or presentation format without notice or liability.

Commonwealth of Pennsylvania
 Department of Environmental Protection
 Bureau of Waste Management
 Division of Reporting and Fee Collection

County Waste Destinations
 in Tons (2000 lbs.) of Waste

Note: This reports does not show waste shipped from Pennsylvania counties to out-of-state disposal facilities, nor does it show waste collected for recycling.

For Year: 2018

State : CALIFORNIA

Permit	Disposal Facility Receiving Waste	Waste Type: Municipal	Residual	Sewage Sludge	Processed Medical	Construction	WTE Ash Residue	Asbestos	Total
100945	CUMBERLAND COUNTY LANDFILL	48.9	0	0	0	0	0	0	48.9
Waste Totals:		48.9	0	0	0	0	0	0	48.9

State : CONNECTICUT

Permit	Disposal Facility Receiving Waste	Waste Type: Municipal	Residual	Sewage Sludge	Processed Medical	Construction	WTE Ash Residue	Asbestos	Total
100020	BETHLEHEM LANDFILL	813.2	0	0	0	0	0	0	813.2
100113	MODERN LANDFILL	0	3517.6	2432.1	0	0	0	225.6	6175.3
100265	GRAND CENTRAL SANITARY LANDFILL INC	68.1	1879.1	0	0	19.8	0	310.1	2277.1
100361	Casella McKean County Landfill	0	0	0	0	0	0	12.7	12.7
100620	IMPERIAL LANDFILL	0	14.7	0	0	0	0	44.8	59.5
100933	ALLIANCE SANITARY LANDFILL INC	0	0	0	0	824	0	120.4	944.4
100945	CUMBERLAND COUNTY LANDFILL	0.7	385.1	0	0	0	0	0	385.8
100955	CLINTON COUNTY SWA WAYNE TOWNSHIP	0	0	0	0	0	0	60.1	60.1
101247	KEYSTONE SANITARY LANDFILL	31982.1	0	0	0	0	0	0	31982.1
101397	ADVANCED DISPOSAL SERVICES GREENT	0	1274.8	0	0	0	0	0	1274.8
101509	CONNESTOGA LANDFILL	351.2	2539.7	0	0	0	0	194.7	3085.6
101615	COMMONWEALTH ENVIRONMENTAL SYST	2072.2	0	0	0	93.8	0	0	2166
101699	FAIRLESS LANDFILL	11257	15291.4	0	0	72.4	0	372.2	26993
400633	WHEELABRATOR FALLS INC	0	1.8	0	0	0	0	0	1.8
Waste Totals:		46544.5	24904.2	2432.1	0	1010	0	1340.6	76231.4



Please Use
Recycled Paper

Phone: 717-783-9258
 Printed: 2/6/2019

Also visit our Internet WWW Site at: <http://www.dep.state.pa.us>

DISCLAIMER: While care has been take in the preparation of this report, there is no warranty or guarantee as to the data, calculation or content accuracy. The Commonwealth reserves the right to update or change any data or presentation format without notice or liability.

Commonwealth of Pennsylvania
 Department of Environmental Protection
 Bureau of Waste Management
 Division of Reporting and Fee Collection

County Waste Destinations
 in Tons (2000 lbs.) of Waste

Note: This reports does not show waste shipped from Pennsylvania counties to out-of-state disposal facilities, nor does it show waste collected for recycling.

For Year: 2018

State : DISRICT OF COLUMBIA

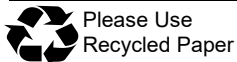
Permit	Disposal Facility Receiving Waste	Waste Type: Municipal	Residual	Sewage Sludge	Processed Medical	Construction	WTE Ash Residue	Asbestos	Total
100113	MODERN LANDFILL	0	26193.1	0	0	37.6	0	162.2	26392.9
100620	IMPERIAL LANDFILL	2.1	0	0	0	0	0	0	2.1
100934	IESI PA BLUE RIDGE LANDFILL CORP	92769	339.8	0	0	0	0	0	93108.8
100945	CUMBERLAND COUNTY LANDFILL	0	66.3	0	0	0	0	0	66.3
101509	CONNESTOGA LANDFILL	0	135.9	0	0	0	0	0	135.9
101699	FAIRLESS LANDFILL	0	0	0	0	91.2	0	0	91.2
Waste Totals:		92771.1	26735.1	0	0	128.8	0	162.2	119797.2

State : DELAWARE (ST)

Permit	Disposal Facility Receiving Waste	Waste Type: Municipal	Residual	Sewage Sludge	Processed Medical	Construction	WTE Ash Residue	Asbestos	Total
100113	MODERN LANDFILL	0	11255.9	1094.4	0	0	0	237.6	12587.9
100346	PIONEER CROSSING LANDFILL	3.1	6342.8	3955.9	0	0	0	0	10301.8
101100	MOUNTAIN VIEW RECLAMATION LANDFILL	23.7	2348.9	58.7	0	0	0	0	2431.3
101389	LCSWMA FREY FARM LANDFILL	0	111.8	0	0	0	0	0	111.8
101509	CONNESTOGA LANDFILL	2028.8	6387.2	0	0	0	0	36.5	8452.5
101699	FAIRLESS LANDFILL	21.7	7564.7	0	0	580.6	0	271.5	8438.5
400592	LCSWMA RESOURCE RECOVERY FACILITY	0	594.7	0	0	0	0	0	594.7
400593	COVANTA DELAWARE VALLEY	189797.5	2601.1	0	0	0	0	0	192398.6
400633	WHEELABRATOR FALLS INC	0	534.5	0	0	0	0	0	534.5
Waste Totals:		191874.8	37741.6	5109	0	580.6	0	545.6	235851.6

State : FLORIDA

Permit	Disposal Facility Receiving Waste	Waste Type: Municipal	Residual	Sewage Sludge	Processed Medical	Construction	WTE Ash Residue	Asbestos	Total
101534	LAUREL HIGHLANDS LANDFILL INC	20.4	0	0	0	0	0	0	20.4
400592	LCSWMA RESOURCE RECOVERY FACILITY	0	31.9	0	0	0	0	0	31.9
Waste Totals:		20.4	31.9	0	0	0	0	0	52.3



Please Use Recycled Paper

Phone: 717-783-9258
 Printed: 2/6/2019

Also visit our Internet WWW Site at: <http://www.dep.state.pa.us>

DISCLAIMER: While care has been take in the preparation of this report, there is no warranty or guarantee as to the data, calculation or content accuracy. The Commonwealth reserves the right to update or change any data or presentation format without notice or liability.

Commonwealth of Pennsylvania
 Department of Environmental Protection
 Bureau of Waste Management
 Division of Reporting and Fee Collection

County Waste Destinations
 in Tons (2000 lbs.) of Waste

Note: This reports does not show waste shipped from Pennsylvania counties to out-of-state disposal facilities, nor does it show waste collected for recycling.

For Year: 2018

State : IDAHO

Permit	Disposal Facility Receiving Waste	Waste Type:	Municipal	Residual	Sewage Sludge	Processed Medical	Construction	WTE Ash Residue	Asbestos	Total
100419	ADVANCED DISPOSAL SERVICES CHESTN		2	0	0	0	0	0	0	2
Waste Totals:			2	0	0	0	0	0	0	2

State : ILLINOIS

Permit	Disposal Facility Receiving Waste	Waste Type:	Municipal	Residual	Sewage Sludge	Processed Medical	Construction	WTE Ash Residue	Asbestos	Total
100945	CUMBERLAND COUNTY LANDFILL		10.6	0	0	0	0	0	0	10.6
400592	LCSWMA RESOURCE RECOVERY FACILITY		0	353.6	0	0	0	0	0	353.6
Waste Totals:			10.6	353.6	0	0	0	0	0	364.2

State : INDIANA

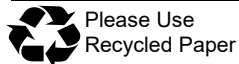
Permit	Disposal Facility Receiving Waste	Waste Type:	Municipal	Residual	Sewage Sludge	Processed Medical	Construction	WTE Ash Residue	Asbestos	Total
400592	LCSWMA RESOURCE RECOVERY FACILITY		0	3	0	0	0	0	0	3
Waste Totals:			0	3	0	0	0	0	0	3

State : KENTUCKY

Permit	Disposal Facility Receiving Waste	Waste Type:	Municipal	Residual	Sewage Sludge	Processed Medical	Construction	WTE Ash Residue	Asbestos	Total
100281	GREENRIDGE RECLAMATION LANDFILL		0	0	0	0	0	0	0.1	0.1
Waste Totals:			0	0	0	0	0	0	0.1	0.1

State : LOUISIANA

Permit	Disposal Facility Receiving Waste	Waste Type:	Municipal	Residual	Sewage Sludge	Processed Medical	Construction	WTE Ash Residue	Asbestos	Total
400592	LCSWMA RESOURCE RECOVERY FACILITY		0	95	0	0	0	0	0	95
Waste Totals:			0	95	0	0	0	0	0	95



Please Use
Recycled Paper

Phone: 717-783-9258
 Printed: 2/6/2019

Also visit our Internet WWW Site at: <http://www.dep.state.pa.us>

DISCLAIMER: While care has been take in the preparation of this report, there is no warranty or guarantee as to the data, calculation or content accuracy. The Commonwealth reserves the right to update or change any data or presentation format without notice or liability.

Commonwealth of Pennsylvania
 Department of Environmental Protection
 Bureau of Waste Management
 Division of Reporting and Fee Collection

County Waste Destinations
 in Tons (2000 lbs.) of Waste

Note: This reports does not show waste shipped from Pennsylvania counties to out-of-state disposal facilities, nor does it show waste collected for recycling.

For Year: 2018

State : MASSACHUSETTS

Permit	Disposal Facility Receiving Waste	Waste Type: Municipal	Residual	Sewage Sludge	Processed Medical	Construction	WTE Ash Residue	Asbestos	Total
100265	GRAND CENTRAL SANITARY LANDFILL INC	0	447.8	0	0	2	0	0	449.8
100620	IMPERIAL LANDFILL	0	0	0	0	0	0	24	24
101397	ADVANCED DISPOSAL SERVICES GREENT	64.9	8.7	0	0	0	0	0	73.6
Waste Totals:		64.9	456.5	0	0	2	0	24	547.4

State : MARYLAND

Permit	Disposal Facility Receiving Waste	Waste Type: Municipal	Residual	Sewage Sludge	Processed Medical	Construction	WTE Ash Residue	Asbestos	Total
100113	MODERN LANDFILL	30744.2	26729.9	5949.8	20828.4	218.6	0	1123.5	85594.4
100277	TERVITA SANITARY LANDFILL	0	0	0	0	4.2	0	0	4.2
100281	GREENRIDGE RECLAMATION LANDFILL	0	0	0	0	0	0	0.2	0.2
100346	PIONEER CROSSING LANDFILL	19	0	59.8	0	0	0	0	78.8
100620	IMPERIAL LANDFILL	0	0	0	0	0	0	0.3	0.3
100739	WESTERN BERKS COMMUNITY LANDFILL	0	83.7	0	0	0	0	2.9	86.6
100758	LCSWMA - Susq. Resource Mgmt Complex	6	87.4	0	0	0	0	0	93.4
100933	ALLIANCE SANITARY LANDFILL INC	0	0	0	0	0	0	34.3	34.3
100934	IESI PA BLUE RIDGE LANDFILL CORP	399898	8094.7	239.5	0	2344.1	0	0	410576.3
100945	CUMBERLAND COUNTY LANDFILL	52567.9	4974.5	12249.8	0	287.3	0	31.9	70111.4
100955	CLINTON COUNTY SWA WAYNE TOWNSHIP	0	272.2	0	0	0	0	0	272.2
101100	MOUNTAIN VIEW RECLAMATION LANDFILL	79760.3	31955.4	851.4	0	70846	0	1717.6	185130.7
101397	ADVANCED DISPOSAL SERVICES GREENT	71.3	0	0	0	0	0	0	71.3
101509	CONNESTOGA LANDFILL	0	200.4	0	0	0	0	0	200.4
101571	MOSTOLLER LANDFILL INC	45848.7	4.6	0	0	1.1	0	28.8	45883.2
101699	FAIRLESS LANDFILL	0	0	0	0	13	0	0	13
400561	YORK COUNTY RESOURCE RECOVERY CE	3435	0	0	0	6.3	0	0	3441.3
400592	LCSWMA RESOURCE RECOVERY FACILITY	0	214.1	0	0	0	0	0	214.1
400593	COVANTA DELAWARE VALLEY	33803.1	333.8	0	0	0	0	0	34136.9
Waste Totals:		646153.5	72950.7	19350.3	20828.4	73720.6	0	2939.5	835943



Please Use
 Recycled Paper

Phone: 717-783-9258
 Printed: 2/6/2019

Also visit our Internet WWW Site at: <http://www.dep.state.pa.us>

DISCLAIMER: While care has been take in the preparation of this report, there is no warranty or guarantee as to the data, calculation or content accuracy. The Commonwealth reserves the right to update or change any data or presentation format without notice or liability.

Commonwealth of Pennsylvania
 Department of Environmental Protection
 Bureau of Waste Management
 Division of Reporting and Fee Collection

County Waste Destinations
 in Tons (2000 lbs.) of Waste

Note: This reports does not show waste shipped from Pennsylvania counties to out-of-state disposal facilities, nor does it show waste collected for recycling.

For Year: 2018

State : MICHIGAN

Permit	Disposal Facility Receiving Waste	Waste Type: Municipal	Residual	Sewage Sludge	Processed Medical	Construction	WTE Ash Residue	Asbestos	Total
100955	CLINTON COUNTY SWA WAYNE TOWNSHIP	15.8	0	0	0	0	0	0	15.8
Waste Totals:		15.8	0	0	0	0	0	0	15.8

State : NORTH CAROLINA

Permit	Disposal Facility Receiving Waste	Waste Type: Municipal	Residual	Sewage Sludge	Processed Medical	Construction	WTE Ash Residue	Asbestos	Total
101699	FAIRLESS LANDFILL	0	15.7	0	0	2.4	0	0	18.1
400561	YORK COUNTY RESOURCE RECOVERY CE	0	282.7	0	0	0	0	0	282.7
400592	LCSWMA RESOURCE RECOVERY FACILITY	0	1961.2	0	0	0	0	0	1961.2
400593	COVANTA DELAWARE VALLEY	732.1	596.2	0	0	0	0	0	1328.3
Waste Totals:		732.1	2855.8	0	0	2.4	0	0	3590.3

State : NEW HAMPSHIRE

Permit	Disposal Facility Receiving Waste	Waste Type: Municipal	Residual	Sewage Sludge	Processed Medical	Construction	WTE Ash Residue	Asbestos	Total
101699	FAIRLESS LANDFILL	69.5	1.8	0	0	48.8	0	38.8	158.9
Waste Totals:		69.5	1.8	0	0	48.8	0	38.8	158.9



Please Use
Recycled Paper

Phone: 717-783-9258
 Printed: 2/6/2019

Also visit our Internet WWW Site at: <http://www.dep.state.pa.us>

DISCLAIMER: While care has been take in the preparation of this report, there is no warranty or guarantee as to the data, calculation or content accuracy. The Commonwealth reserves the right to update or change any data or presentation format without notice or liability.

Commonwealth of Pennsylvania
 Department of Environmental Protection
 Bureau of Waste Management
 Division of Reporting and Fee Collection

County Waste Destinations
 in Tons (2000 lbs.) of Waste

Note: This reports does not show waste shipped from Pennsylvania counties to out-of-state disposal facilities, nor does it show waste collected for recycling.

For Year: 2018

State : NEW JERSEY

Permit	Disposal Facility Receiving Waste	Waste Type:	Municipal	Residual	Sewage Sludge	Processed Medical	Construction	WTE Ash Residue	Asbestos	Total
100020	BETHLEHEM LANDFILL		32466.4	9114	0	0	15633.7	0	142.1	57356.2
100022	CHRIN BROTHERS SANITARY LANDFILL		12451.7	115.5	1327.8	0	2360.8	0	265.5	16521.3
100113	MODERN LANDFILL		6625.9	138	0	0	3.7	0	3.1	6770.7
100265	GRAND CENTRAL SANITARY LANDFILL INC		149155.5	35129.7	2287.7	0	15718.7	70101.8	1982.9	274376.3
100345	DELAWARE COUNTY SWA ROLLING HILLS		0	80053.5	0	0	3692.7	0	0	83746.2
100346	PIONEER CROSSING LANDFILL		6045.5	1321.6	5423.7	0	55.3	0	0	12846.1
100739	WESTERN BERKS COMMUNITY LANDFILL		0	1570	1406.9	0	9.9	0	1138.5	4125.3
100758	LCSWMA - Susq. Resource Mgmt Complex		2457.4	0	0	0	0	0	0	2457.4
100933	ALLIANCE SANITARY LANDFILL INC		72.3	8	0	0	44.6	0	458	582.9
100934	IESI PA BLUE RIDGE LANDFILL CORP		0	99.3	0	0	0	0	0	99.3
100944	CHESTER COUNTY SWA LANCHESTER LAN		0	32089.7	0	0	0	1699.8	0	33789.5
100945	CUMBERLAND COUNTY LANDFILL		206261.9	3784.1	0	0	287.5	0	915.4	211248.9
100955	CLINTON COUNTY SWA WAYNE TOWNSHIP		390	323.1	0	0	0	0	0	713.1
100963	LYCOMING COUNTY RESOURCE MANAGEM		0	23.8	0	0	0	0	64	87.8
101247	KEYSTONE SANITARY LANDFILL		458931.5	10643.6	0	0	782.2	0	2.9	470360.2
101397	ADVANCED DISPOSAL SERVICES GREENT		49063.9	11217.6	0	0	140.7	19.4	0	60441.6
101509	CONNESTOGA LANDFILL		329273.2	86168	0	0	78851.8	0	880.2	495173.2
101615	COMMONWEALTH ENVIRONMENTAL SYST		91150.3	3012.1	0	0	26289.1	0	0	120451.5
101699	FAIRLESS LANDFILL		999527.4	214525.6	13760.2	12.5	489561.2	31321.9	5144.7	1753853.5
400558	COVANTA PLYMOUTH RENEWABLE ENERG		1302.6	0	0	0	0	0	0	1302.6
400592	LCSWMA RESOURCE RECOVERY FACILITY		1557.4	595	0	0	0	0	0	2152.4
400593	COVANTA DELAWARE VALLEY		228815.9	6901.1	0	0	0	0	0	235717
400633	WHEELABRATOR FALLS INC		191080.4	7017.4	0	0	2745.8	0	0	200843.6
Waste Totals:			2766629.2	503850.7	24206.3	12.5	636177.7	103142.9	10997.3	4045016.6



Please Use
Recycled Paper

Phone: 717-783-9258
Printed: 2/6/2019

Also visit our Internet WWW Site at: <http://www.dep.state.pa.us>

DISCLAIMER: While care has been take in the preparation of this report, there is no warranty or guarantee as to the data, calculation or content accuracy. The Commonwealth reserves the right to update or change any data or presentation format without notice or liability.

Commonwealth of Pennsylvania
 Department of Environmental Protection
 Bureau of Waste Management
 Division of Reporting and Fee Collection

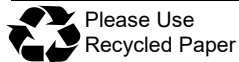
County Waste Destinations
 in Tons (2000 lbs.) of Waste

Note: This reports does not show waste shipped from Pennsylvania counties to out-of-state disposal facilities, nor does it show waste collected for recycling.

For Year: 2018

State : NEW YORK

Permit	Disposal Facility Receiving Waste	Waste Type: Municipal	Residual	Sewage Sludge	Processed Medical	Construction	WTE Ash Residue	Asbestos	Total
100020	BETHLEHEM LANDFILL	158190.5	14184.3	877.2	0	2180.2	0	164.3	175596.5
100081	SOUTHERN ALLEGHENIES LANDFILL INC	3.5	0	0	0	0	0	125.3	128.8
100265	GRAND CENTRAL SANITARY LANDFILL INC	4022.2	1719.8	0	317.9	1571.6	0	661.9	8293.4
100329	LAKE VIEW LANDFILL	31.5	0	0	0	2.5	0	0	34
100345	DELAWARE COUNTY SWA ROLLING HILLS	0	10876.5	0	0	0	0	0	10876.5
100346	PIONEER CROSSING LANDFILL	49.3	2672.5	3118.5	0	0	0	0	5840.3
100361	Casella McKean County Landfill	1262.4	2366.4	0	0	21.9	0	0	3650.7
100620	IMPERIAL LANDFILL	0	1683.9	0	0	0	0	0	1683.9
100739	WESTERN BERKS COMMUNITY LANDFILL	0	2788.7	566	0	0	0	79.3	3434
100933	ALLIANCE SANITARY LANDFILL INC	5276.8	22.4	0	0	1610.7	0	414.8	7324.7
100934	IESI PA BLUE RIDGE LANDFILL CORP	53625.4	0	0	0	0	0	203.3	53828.7
100945	CUMBERLAND COUNTY LANDFILL	73.8	1735.1	48710.8	0	21213.6	0	6172.2	77905.5
100955	CLINTON COUNTY SWA WAYNE TOWNSHIP	0	0	3696.5	0	0	0	0	3696.5
100963	LYCOMING COUNTY RESOURCE MANAGEM	54.2	0	288.6	0	0	0	0	342.8
101247	KEYSTONE SANITARY LANDFILL	686272.2	5141.7	0	0	91.1	0	0	691505
101397	ADVANCED DISPOSAL SERVICES GREENT	69723	2481.4	2193.3	0	46.7	0	4.2	74448.6
101509	CONNESTOGA LANDFILL	14958.8	101590.5	0	0	45.5	0	60.2	116655
101571	MOSTOLLER LANDFILL INC	0	0	3010.3	0	0	0	0	3010.3
101615	COMMONWEALTH ENVIRONMENTAL SYST	103096.9	11889.2	36971.2	0	5752.5	0	0	157709.8
101699	FAIRLESS LANDFILL	849788.3	79637.2	0	134.8	177924.9	14.9	9220.8	1116720.9
400592	LCSWMA RESOURCE RECOVERY FACILITY	9.3	283.7	0	0	0	0	0	293
400593	COVANTA DELAWARE VALLEY	54701.6	0	0	0	0	0	0	54701.6
400633	WHEELABRATOR FALLS INC	597.8	1160.9	0	0	0	0	0	1758.7
Waste Totals:		2001737.5	240234.2	99432.4	452.7	210461.2	14.9	17106.3	2569439.2



Please Use
Recycled Paper

Phone: 717-783-9258
 Printed: 2/6/2019

Also visit our Internet WWW Site at: <http://www.dep.state.pa.us>

DISCLAIMER: While care has been take in the preparation of this report, there is no warranty or guarantee as to the data, calculation or content accuracy. The Commonwealth reserves the right to update or change any data or presentation format without notice or liability.

Commonwealth of Pennsylvania
 Department of Environmental Protection
 Bureau of Waste Management
 Division of Reporting and Fee Collection

County Waste Destinations
 in Tons (2000 lbs.) of Waste

Note: This reports does not show waste shipped from Pennsylvania counties to out-of-state disposal facilities, nor does it show waste collected for recycling.

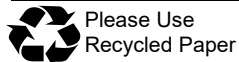
For Year: 2018

State : OHIO

Permit	Disposal Facility Receiving Waste	Waste Type: Municipal	Residual	Sewage Sludge	Processed Medical	Construction	WTE Ash Residue	Asbestos	Total
100172	ARDEN LANDFILL INC.	824.8	7091.2	0	0	276.1	0	0	8192.1
100277	TERVITA SANITARY LANDFILL	3.4	430.1	0	0	54.4	0	0	487.9
100329	LAKE VIEW LANDFILL	2.4	0	0	0	3.5	0	0	5.9
100403	SENECA LANDFILL INC	64197.6	1737.6	133.4	0	0	0	0	66068.6
100419	ADVANCED DISPOSAL SERVICES CHESTN	0	2	0	0	20.1	0	0	22.1
100592	SOUTH HILLS LANDFILL INC	0	387.6	0	0	0	0	0	387.6
100594	MONROEVILLE LANDFILL	0	196.2	0	0	0	0	0	196.2
100620	IMPERIAL LANDFILL	32.6	48347.4	357.2	0	0	0	74.6	48811.8
100663	KELLY RUN SANITATION INC LANDFILL	5.5	215.6	0	0	0	0	0	221.1
100955	CLINTON COUNTY SWA WAYNE TOWNSHIP	0	486.1	0	0	0	0	0	486.1
101397	ADVANCED DISPOSAL SERVICES GREENT	0	41.5	0	0	0	0	0	41.5
Waste Totals:		65066.3	58935.3	490.6	0	354.1	0	74.6	124920.9

State : TENNESSEE

Permit	Disposal Facility Receiving Waste	Waste Type: Municipal	Residual	Sewage Sludge	Processed Medical	Construction	WTE Ash Residue	Asbestos	Total
400592	LCSWMA RESOURCE RECOVERY FACILITY	0	25.2	0	0	0	0	0	25.2
Waste Totals:		0	25.2	0	0	0	0	0	25.2



Please Use
Recycled Paper

Phone: 717-783-9258
 Printed: 2/6/2019

Also visit our Internet WWW Site at: <http://www.dep.state.pa.us>

DISCLAIMER: While care has been take in the preparation of this report, there is no warranty or guarantee as to the data, calculation or content accuracy. The Commonwealth reserves the right to update or change any data or presentation format without notice or liability.

Commonwealth of Pennsylvania
 Department of Environmental Protection
 Bureau of Waste Management
 Division of Reporting and Fee Collection

County Waste Destinations
 in Tons (2000 lbs.) of Waste

Note: This reports does not show waste shipped from Pennsylvania counties to out-of-state disposal facilities, nor does it show waste collected for recycling.

For Year: 2018

State : VIRGINIA

Permit	Disposal Facility Receiving Waste	Waste Type:	Municipal	Residual	Sewage Sludge	Processed Medical	Construction	WTE Ash Residue	Asbestos	Total
100113	MODERN LANDFILL		0	358.4	0	0	357	0	290	1005.4
100945	CUMBERLAND COUNTY LANDFILL		9.5	289.8	0	0	39.9	0	0	339.2
100955	CLINTON COUNTY SWA WAYNE TOWNSHIP		0	0	0	0	48	0	0	48
101100	MOUNTAIN VIEW RECLAMATION LANDFILL		0	607.7	1847.9	0	522.8	0	1.2	2979.6
101397	ADVANCED DISPOSAL SERVICES GREENT		0	13.9	0	0	0	0	0	13.9
101509	CONNESTOGA LANDFILL		0	8.7	0	0	0	0	0	8.7
400592	LCSWMA RESOURCE RECOVERY FACILITY		20.6	0	0	0	0	0	0	20.6
400593	COVANTA DELAWARE VALLEY		0	1399.2	0	0	0	0	0	1399.2
Waste Totals:			30.1	2677.7	1847.9	0	967.7	0	291.2	5814.6

State : WISCONSIN

Permit	Disposal Facility Receiving Waste	Waste Type:	Municipal	Residual	Sewage Sludge	Processed Medical	Construction	WTE Ash Residue	Asbestos	Total
400592	LCSWMA RESOURCE RECOVERY FACILITY		0	0.7	0	0	0	0	0	0.7
Waste Totals:			0	0.7	0	0	0	0	0	0.7



Please Use
Recycled Paper

Phone: 717-783-9258
 Printed: 2/6/2019

Also visit our Internet WWW Site at: <http://www.dep.state.pa.us>

DISCLAIMER: While care has been take in the preparation of this report, there is no warranty or guarantee as to the data, calculation or content accuracy. The Commonwealth reserves the right to update or change any data or presentation format without notice or liability.

Commonwealth of Pennsylvania
 Department of Environmental Protection
 Bureau of Waste Management
 Division of Reporting and Fee Collection

County Waste Destinations
 in Tons (2000 lbs.) of Waste

Note: This reports does not show waste shipped from Pennsylvania counties to out-of-state disposal facilities, nor does it show waste collected for recycling.

For Year: 2018

State : WEST VIRGINIA

Permit	Disposal Facility Receiving Waste	Waste Type: Municipal	Residual	Sewage Sludge	Processed Medical	Construction	WTE Ash Residue	Asbestos	Total
100113	MODERN LANDFILL	0	71.2	0	0	0	0	0	71.2
100172	ARDEN LANDFILL INC.	5201.9	33982.6	0	0	2794.1	2143.4	0	44122
100277	TERVITA SANITARY LANDFILL	1365.4	73199.6	7299.4	0	498.1	0	0	82362.5
100280	VALLEY LANDFILL	0	4.7	0	0	0	0	1.2	5.9
100281	GREENRIDGE RECLAMATION LANDFILL	215.7	23790.4	0	2301.1	50.9	0	22.7	26380.8
100419	ADVANCED DISPOSAL SERVICES CHESTN	4232.2	1188.2	0	0	3758.5	0	147.8	9326.7
100592	SOUTH HILLS LANDFILL INC	0	177.7	0	0	0	0	0	177.7
100594	MONROEVILLE LANDFILL	0	280.7	0	0	0	0	0	280.7
100620	IMPERIAL LANDFILL	6953.5	18939.7	177.5	0	123.3	0	347.1	26541.1
100663	KELLY RUN SANITATION INC LANDFILL	23.9	325.5	0	0	36.9	0	0	386.3
100934	IESI PA BLUE RIDGE LANDFILL CORP	14456.2	0	0	0	206.3	0	0.4	14662.9
100945	CUMBERLAND COUNTY LANDFILL	0	6522.3	0	0	0	0	1370	7892.3
100955	CLINTON COUNTY SWA WAYNE TOWNSHIP	0	918	0	0	0	0	0	918
101100	MOUNTAIN VIEW RECLAMATION LANDFILL	52217.4	180.6	1431.3	0	1304	0	26.1	55159.4
101538	SANDY RUN LANDFILL INC.	0	7923.1	0	0	0	0	0	7923.1
101571	MOSTOLLER LANDFILL INC	0	0	0	0	0	0	5.5	5.5
Waste Totals:		84666.2	167504.3	8908.2	2301.1	8772.1	2143.4	1920.8	276216.1



Please Use
Recycled Paper

Phone: 717-783-9258
 Printed: 2/6/2019

Also visit our Internet WWW Site at: <http://www.dep.state.pa.us>

DISCLAIMER: While care has been take in the preparation of this report, there is no warranty or guarantee as to the data, calculation or content accuracy. The Commonwealth reserves the right to update or change any data or presentation format without notice or liability.