

**ATTACHMENT 3**

**FINANCIAL REPORT  
OFFICE OF COMPTROLLER OPERATONS**

**DEPARTMENT OF ENVIRONMENTAL PROTECTION  
COAL AND CLAY MINE SUBSIDENCE INSURANCE FUND  
BALANCE SHEET  
FOR PERIODS ENDED JUNE 30**

	FY 24 ENDING JUNE 2025	FY 23 ENDING JUNE 2024	FY 22 ENDING JUNE 2023	FY 21 ENDING JUNE 2022
<b>ASSETS</b>				
CASH IN TRANSIT	\$ 79,318.51	\$ 49,908.15	\$ 23,099.44	\$ 33,055.06
TEMPORARY INVESTMENTS	147,950,243.24	142,137,313.70	139,091,898.53	136,193,417.33
FURNITURE AND EQUIPMENT	224,326.11	224,326.11	224,326.11	165,876.11
LESS ALLOWANCE FOR DEPRECIATION	(131,376.44)	(111,755.04)	(90,995.99)	(72,915.89)
<b>TOTAL ASSETS</b>	<u>\$ 148,122,511.42</u>	<u>\$ 142,299,792.92</u>	<u>\$ 139,248,328.09</u>	<u>\$ 136,319,432.61</u>
<b>LIABILITIES</b>				
VOUCHERS PAYABLE	\$364,228.35	\$ 91,453.35	\$ 2,912.86	\$ 101,052.85
UNEARNED PREMIUMS	2,095,257.47	2,057,408.39	1,976,338.50	1,744,908.19
<b>TOTAL LIABILITIES</b>	<u>\$ 2,459,485.82</u>	<u>\$ 2,148,861.74</u>	<u>\$ 1,979,251.36</u>	<u>\$ 1,845,961.04</u>
<b>FUND EQUITY</b>				
UNRESERVED FUND BALANCE	\$ 1,047,390.89	\$ 961,116.99	\$ 1,256,115.08	\$ 1,052,726.53
RESERVED ENCUMBRANCES	-	-	-	-
RESERVED FOR CATASTROPHES	9,378,192.06	9,140,077.98	8,910,825.28	8,697,007.84
RESERVED OUTSTANDING CLAIMS	493,826.00	165,600.00	397,100.00	291,588.00
RESERVED NON-LAPSABLE BALANCES	-	970,287.96	2,028,670.05	14.03
RESERVED IN LIEU OF REINSURANCE	134,743,616.65	128,913,848.25	124,676,366.32	124,432,135.17
<b>TOTAL FUND EQUITY</b>	<u>\$ 145,663,025.60</u>	<u>\$ 140,150,931.18</u>	<u>\$ 137,269,076.73</u>	<u>\$ 134,473,471.57</u>
<b>TOTAL LIABILITIES AND FUND EQUITY</b>	<u>\$ 148,122,511.42</u>	<u>\$ 142,299,792.92</u>	<u>\$ 139,248,328.09</u>	<u>\$ 136,319,432.61</u>

PREPARED BY COMPTROLLER'S OFFICE

(1)

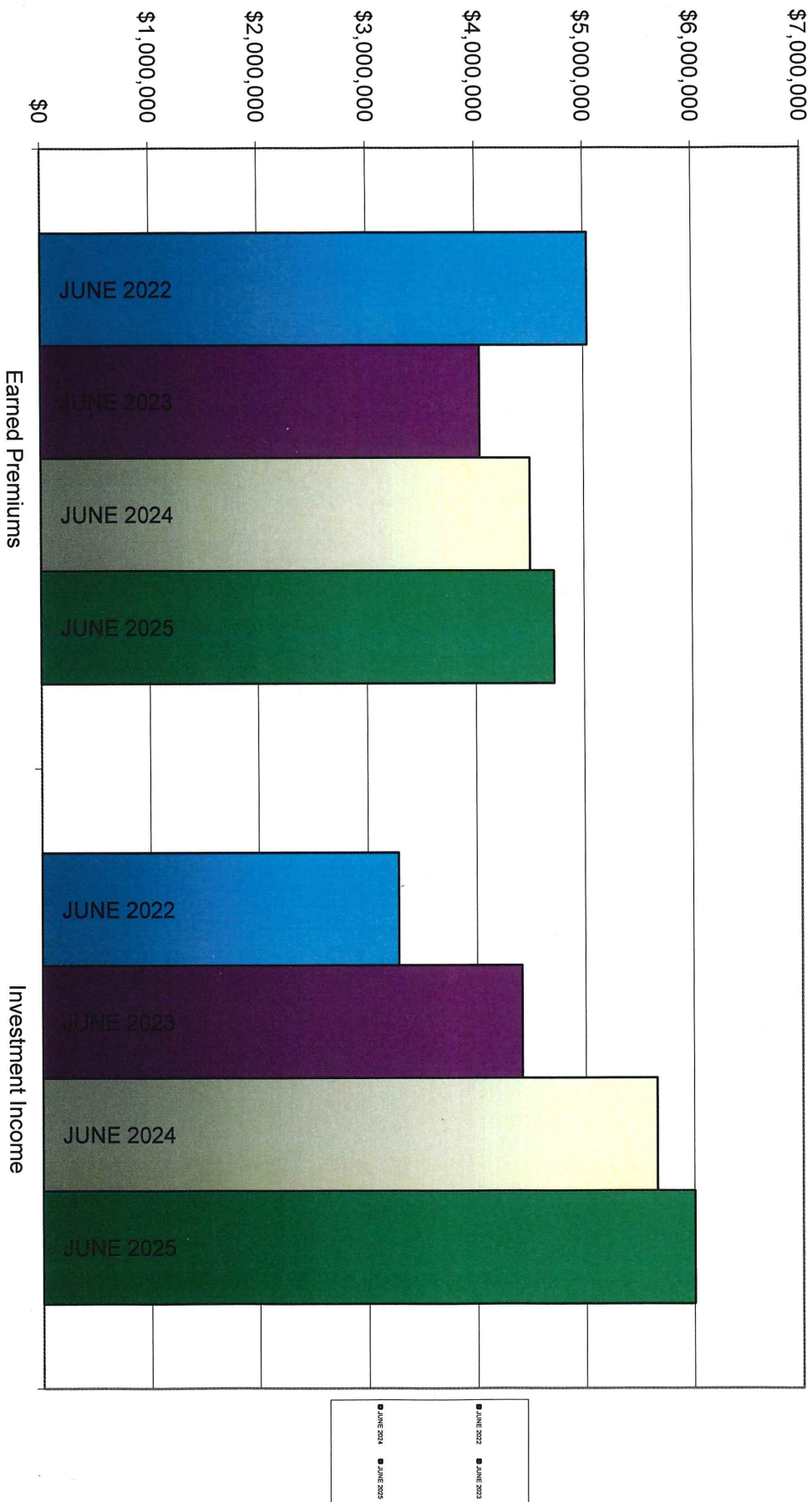
**DEPARTMENT OF ENVIRONMENTAL PROTECTION  
COAL AND CLAY MINE SUBSIDENCE INSURANCE FUND  
STATEMENT OF CHANGES IN UNRESERVED FUND BALANCE  
FOR THE PERIODS ENDED JUNE 30**

	FY 24 ENDING JUNE 2025	FY 23 ENDING JUNE 2024	FY 22 ENDING JUNE 2023	FY 21 ENDING JUNE 2022
UNRESERVED FUND BALANCE BEGINNING (1)	\$ 961,116.99	\$ 1,256,115.08	\$ 1,052,726.54	\$ 1,014,739.97
ADD:				
RESERVE FOR OUTSTANDING CLAIMS - JULY 1	\$ 165,600.00	\$ 397,100.00	\$ 291,588.00	\$ 616,974.00
RESERVE IN LIEU OF REINSURANCE - JULY 1	128,913,848.25	124,676,366.32	124,432,135.17	120,281,451.56
PRIOR YEAR LAPSES	2,537,604.75	2,224,956.71	511,291.74	2,153,290.54
EARNED PREMIUMS	4,724,432.70	4,503,983.85	4,044,918.34	5,039,646.94
INVESTMENT INCOME	6,006,718.79	5,660,421.38	4,415,431.43	3,281,265.15
MISCELLANEOUS INCOME	-	-	-	-
TOTAL FUNDS AVAILABLE	\$ 143,309,321.48	\$ 138,718,943.34	\$ 134,748,091.21	\$ 132,387,368.16
LESS:				
CLAIMS PAID	\$ 1,960,398.82	\$ 3,922,464.04	\$ 3,071,243.51	\$ 1,520,164.17
ADMINISTRATIVE EXPENSES	2,617,217.87	2,589,541.30	1,905,907.38	2,032,100.36
INTERFUND DISBURSEMENTS	419,000.00	422,000.00	422,449.50	431,000.00
(2) DEPRECIATION EXPENSE	19,621.40	20,759.05	18,080.10	15,287.78
PREMIUM REFUNDS	(612.96)	1,245.93	834.53	8,558.12
CURRENT COMMITMENTS	-	-	-	-
RESERVED - CATASTROPHES	238,114.08	229,252.70	213,817.44	193,528.86
RESERVED NON-LAPSABLE BALANCES	1,770,748.73	1,493,115.08	2,786,177.35	2,410,279.17
RESERVE FOR OUTSTANDING CLAIMS - JUNE 30	493,826.00	165,600.00	397,100.00	291,588.00
RESERVE IN LIEU OF REINSURANCE	134,743,616.65	128,913,848.25	124,676,366.32	124,432,135.17
TOTAL EXPENSES/COMMITMENTS & RESERVE	\$ 142,261,930.59	\$ 137,757,826.35	\$ 133,491,976.13	\$ 131,334,641.63
UNRESERVED FUND BALANCE ENDING	\$ 1,047,390.90	\$ 961,116.99	\$ 1,256,115.08	\$ 1,052,726.54

(1) Unreserved Fund Balance Beginning for FY20/21 does not equal the Unreserved Fund Balance Ending for FY19/20 due to Current Commitments included in FY19/20

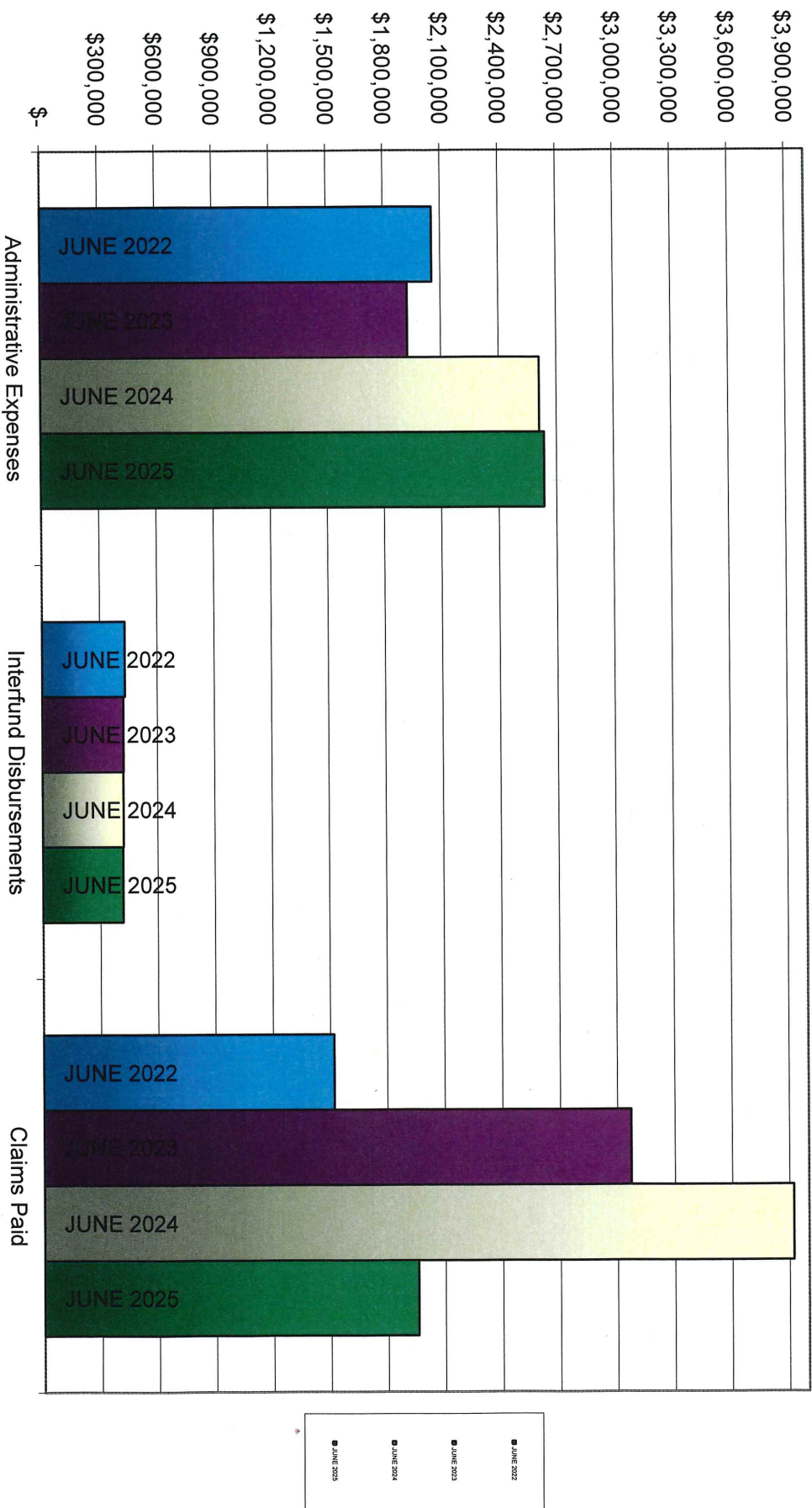
(2) Depreciation method utilized is straight line for five years.

DEPARTMENT OF ENVIRONMENTAL PROTECTION  
COAL AND CLAY MINE SUBSIDENCE INSURANCE FUND  
EARNED REVENUE COMPARISON BY YEAR



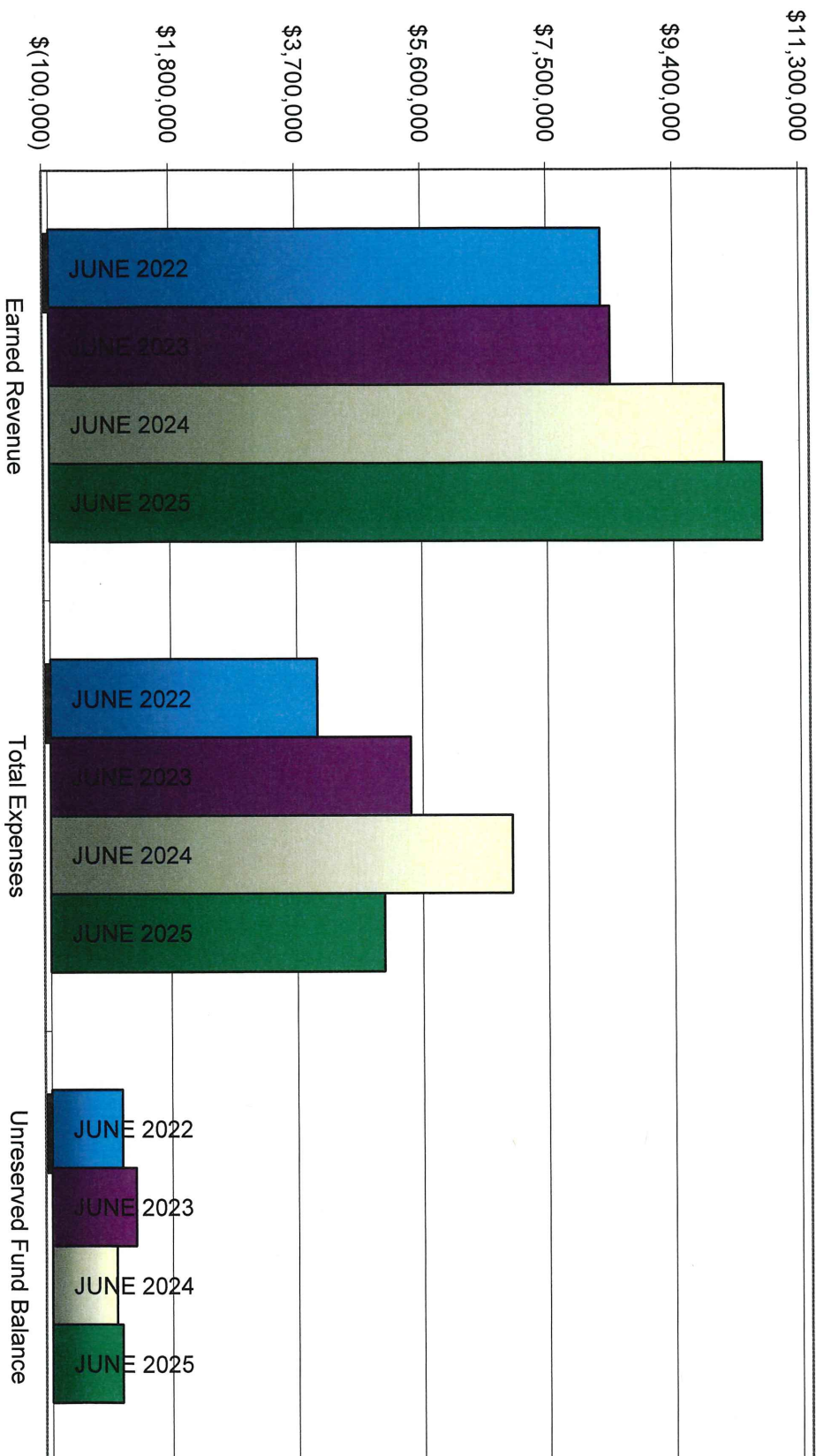


# DEPARTMENT OF ENVIRONMENTAL PROTECTION COAL AND CLAY MINE SUBSIDENCE INSURANCE FUND EXPENSE COMPARISON BY YEAR



(PREPARED BY COMPTROLLER'S OFFICE)

DEPARTMENT OF ENVIRONMENTAL PROTECTION  
 COAL AND CLAY MINE SUBSIDENCE INSURANCE FUND  
 EARNED REVENUE, TOTAL EXPENSES AND UNRESERVED FUND BALANCE COMPARISON  
 BY YEAR



■ JUNE 2022  
 ■ JUNE 2023  
 ■ JUNE 2024  
 ■ JUNE 2025

DEPARTMENT OF ENVIRONMENTAL PROTECTION  
COAL AND CLAY MINE SUBSIDENCE INSURANCE FUND  
STATEMENT OF CASH FLOWS  
FOR FISCAL YEARS 2021-22 THROUGH 2024-25

	24 FY ENDING JUNE 2025	23 FY ENDING JUNE 2024	22 FY ENDING JUNE 2023	21 FY ENDING JUNE 2022
CASH & INVESTMENTS - JULY 1	\$ 142,137,313.70	\$ 139,091,898.53	\$ 136,193,417.33	\$ 133,303,381.03
SOURCES OF CASH				
PREMIUMS COLLECTED	\$4,762,281.78	\$ 4,585,053.74	\$4,276,348.65	\$ 3,870,577.08
INVESTMENT INCOME	\$6,007,086.89	5,660,421.38	\$4,415,431.43	3,281,265.15
MISCELLANEOUS INCOME	-	-	-	-
CHANGE IN CASH IN TRANSIT	(29,410.36)	(26,808.71)	9,955.62	7,147.23
TOTAL SOURCES OF CASH	\$10,739,958.31	\$ 10,218,666.41	\$8,701,735.70	\$ 7,158,989.46
USES OF CASH				
EXPENSES PRIOR FY APPROPRIATIONS	\$ 203,431.94	\$ 326,540.46	\$ 246,229.59	\$ 256,974.60
EXPENSES CURRENT FY APPROPRIATIONS	4,996,003.73	6,935,251.27	5,458,884.92	3,991,822.65
CHANGE IN VOUCHER PAYABLE	\$ (272,775.00)	(88,540.49)	\$98,139.99	20,155.91
TOTAL USES OF CASH	\$ 4,926,660.67	\$ 7,173,251.24	\$ 5,803,254.50	\$ 4,268,953.16
NET CHANGE IN CASH	\$ 5,813,297.64	\$ 3,045,415.17	\$ 2,898,481.20	\$ 2,890,036.30
CASH & INVESTMENTS - JUNE 30	<u>\$ 147,950,611.34</u>	<u>\$ 142,137,313.70</u>	<u>\$ 139,091,898.53</u>	<u>\$ 136,193,417.33</u>
CASH & INVESTMENTS PER TREASURY DEPARTMENT	\$ 147,950,611.34	\$ 142,137,313.70	\$ 139,091,898.53	\$ 136,193,417.33
	\$ -	\$ -	\$ -	\$ -

(PREPARED BY COMPTROLLER'S OFFICE)



**DEPARTMENT OF ENVIRONMENTAL PROTECTION  
COAL AND CLAY MINE SUBSIDENCE INSURANCE FUND  
ALLOCATION AND USE OF FUNDS**

<u>FUNDS ALLOCATED</u>	FY 2024-25	FY 2023-24	FY 2022-23	FY 2021-22
PERSONNEL	\$ 2,650,478.55	\$ 2,588,800.87	\$ 2,039,497.20	\$ 2,562,129.56
OPERATIONAL	613,468.61	577,000.00	1,059,143.16	1,623,887.00
FIXED ASSETS	111,000.00	114,000.00	94,000.00	99,000.00
GRANTS	297,531.39	250,000.00	326,856.84	317,113.00
INTERFUND DISBURSEMENTS	420,000.00	431,000.00	431,000.00	431,000.00
MISC EXPENDITURE TRANSFERS	(317,478.55)	(294,800.87)	(238,497.20)	(295,129.56)
TOTAL	\$ 3,775,000.00	\$ 3,666,000.00	\$ 3,712,000.00	\$ 4,738,000.00

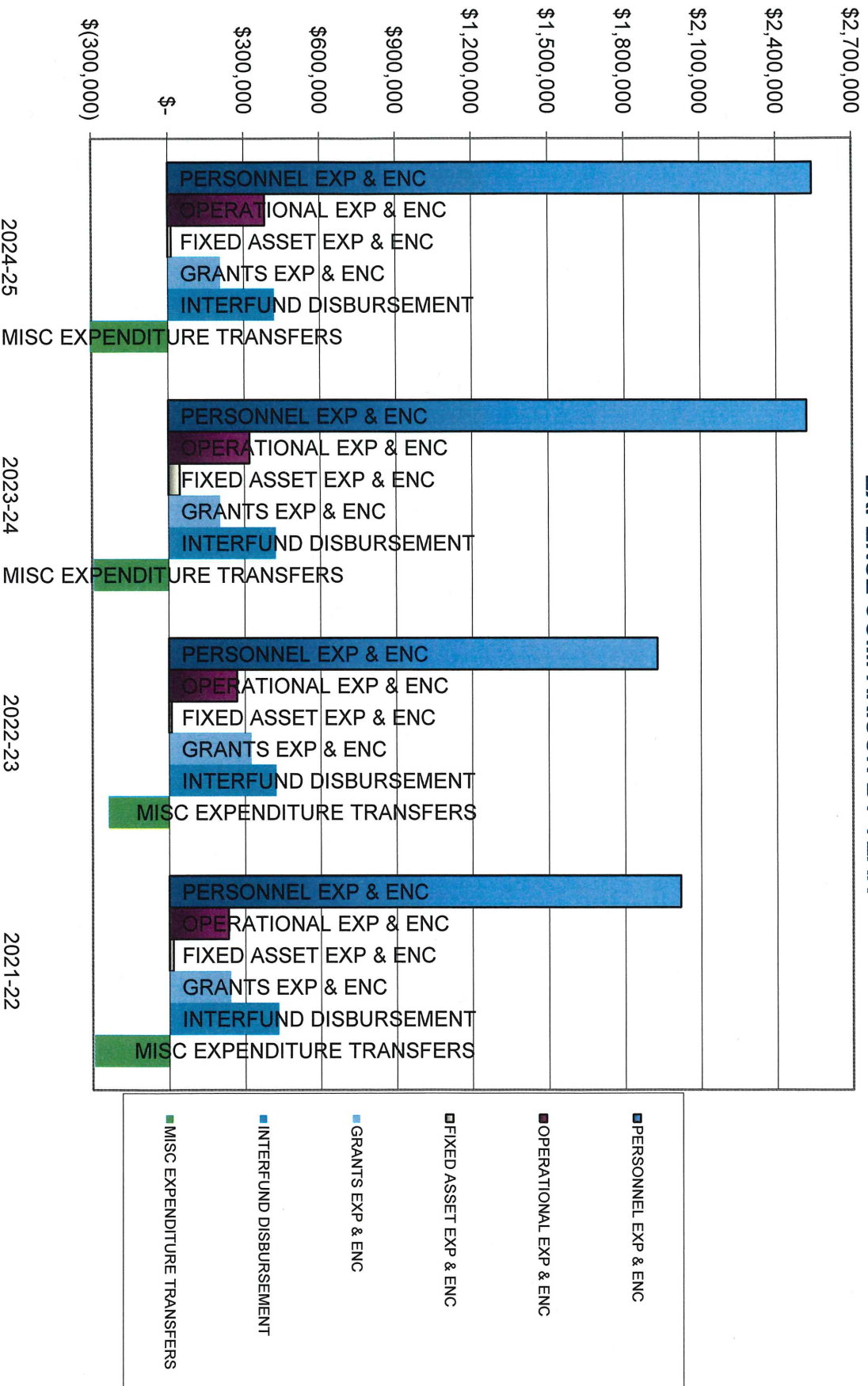
<u>FUNDS USED</u>				
PERSONNEL EXP & ENC	2,542,709.83	2,520,159.91	1,927,957.96	2,019,859.60
OPERATIONAL EXP & ENC	383,018.17	319,511.88	267,900.28	232,871.98
FIXED ASSET EXP & ENC	12,681.41	45,199.90	10,140.56	15,884.36
GRANTS EXP & ENC	206,577.34	202,468.61	323,821.84	240,255.95
INTERFUND DISBURSEMENT	419,000.00	422,000.00	422,449.50	431,000.00
MISC EXPENDITURE TRANSFERS	(317,478.55)	(294,800.87)	(238,497.20)	(295,129.56)
TOTAL	\$ 3,246,508.20	\$ 3,214,539.43	\$ 2,713,772.94	\$ 2,644,722.33

<u>FUNDS LAPSED</u>				
PERSONNEL	107,768.72	68,640.96	111,539.24	542,269.96
OPERATIONAL	230,450.44	257,488.12	763,286.45	1,366,477.81
FIXED ASSET	98,318.59	68,800.10	83,859.44	24,685.64
GRANTS	-	47,531.39	3,035.00	0.21
INTERFUND DISBURSEMENTS	1,000.00	9,000.00	8,550.50	-
TOTAL	\$ 437,537.75	\$ 451,460.57	\$ 970,270.63	\$ 1,933,433.62

(PREPARED BY COMPTROLLER'S OFFICE)

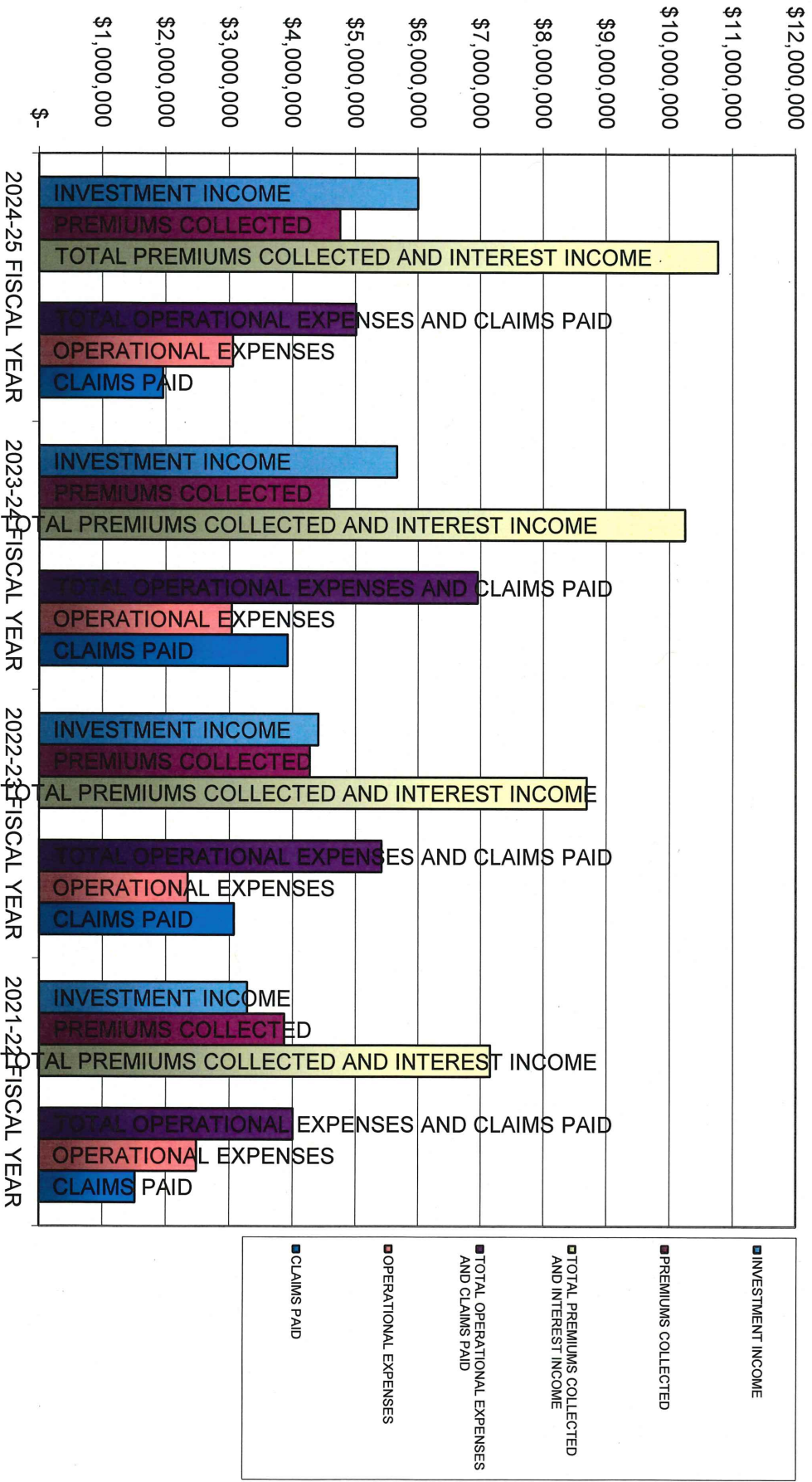


# DEPARTMENT OF ENVIRONMENTAL PROTECTION COAL AND CLAY MINE SUBSIDENCE INSURANCE FUND EXPENSE COMPARISON BY YEAR



(PREPARED BY THE OFFICE OF COMPTROLLER OPERATIONS)

# DEPARTMENT OF ENVIRONMENTAL PROTECTION COAL AND CLAY MINE SUBSIDENCE INSURANCE FUND COMPARISON OF CLAIMS PAID & OPERATIONAL EXPENSE VS PREMIUMS COLLECTED AND INTEREST EARNED



DEPARTMENT OF ENVIRONMENTAL PROTECTION  
COAL AND CLAY MINE SUBSIDENCE INSURANCE FUND  
USE OF CASH PIE CHARTS

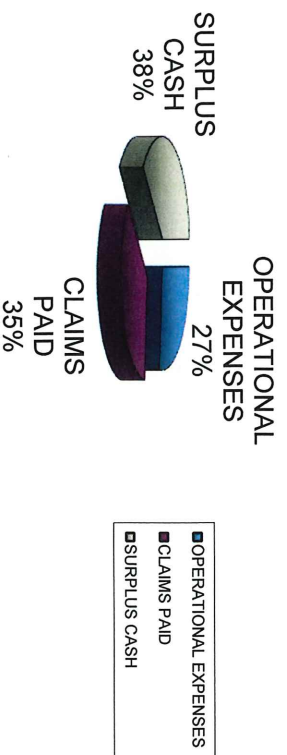
2024-25 FISCAL YEAR



2023-24 FISCAL YEAR



2022-23 FISCAL YEAR



2021-22 FISCAL YEAR

