

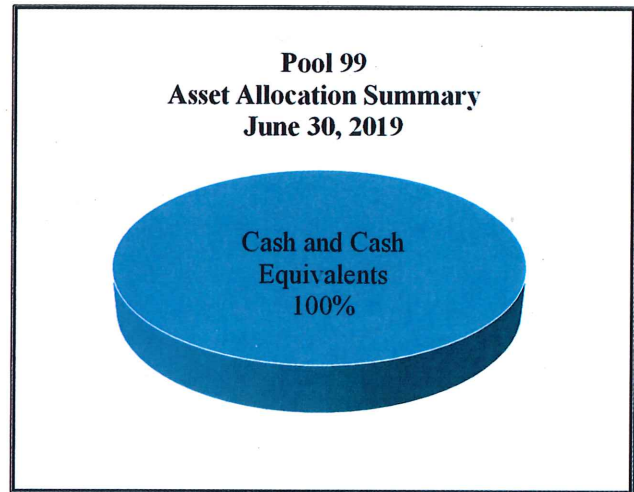
ATTACHMENT 4

**INVESTMENT REPORT
PENNSYLVANIA TREASURY**

Coal and Clay Mine Subsidence Insurance Fund (Fund 86) A Participant of Pool 99 Fiscal Year 2018-2019

OVERVIEW

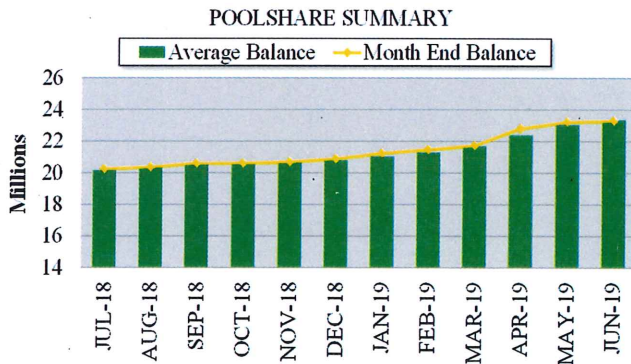
The Treasury Department created Pool 99 for those Commonwealth agencies and funds with a very low investment risk tolerance. The pool seeks to maintain a stable net asset value per share of \$1, by investing exclusively in fixed income securities, primarily of short duration. It is designed to generate income while minimizing investment volatility by protecting principal and maximizing availability of balances through ownership of only very liquid assets. Pool 99 is managed by Treasury's investment staff. As of June 30, 2019 100% of the pool's assets are invested in Cash and Cash Equivalent securities. The Coal and Clay Mine Subsidence Insurance Fund, as a participant in Pool 99, holds shares of the pool and does not hold the underlying securities of the pool. The Pool's asset allocation as of June 30, 2019 is reflected in the chart.



POOL 99 - FUND 86 PORTFOLIO STATISTICS

Beginning Cost Value (July 1, 2018)	\$ 19,917,231
Beginning Market Value	\$ 19,917,231
Beginning NAVPS	\$ 1.00
Ending Cost Value (June 30, 2019)	\$ 23,295,201
Ending Market Value	\$ 23,295,201
Ending NAVPS	\$ 1.00

Pool 99's earnings are computed and accrued daily. Earnings (net of fees) are distributed the following month and are automatically reinvested. For the fiscal year ending June 30, 2019, \$511,341 was distributed to Fund 86.



Month	Fund 86 Earnings	Fund 86 Average Yield ⁽¹⁾
JUL-18	\$ 37,715	2.20%
AUG-18	\$ 38,788	2.25%
SEP-18	\$ 37,694	2.24%
OCT-18	\$ 39,847	2.27%
NOV-18	\$ 40,290	2.38%
DEC-18	\$ 43,130	2.44%
JAN-19	\$ 45,032	2.52%
FEB-19	\$ 41,755	2.56%
MAR-19	\$ 45,704	2.48%
APR-19	\$ 45,919	2.49%
MAY-19	\$ 48,231	2.47%
JUN-19	\$ 47,236	2.46%
TOTAL	\$ 511,341	
AVERAGE		2.40%

⁽¹⁾ Reported yields are annualized

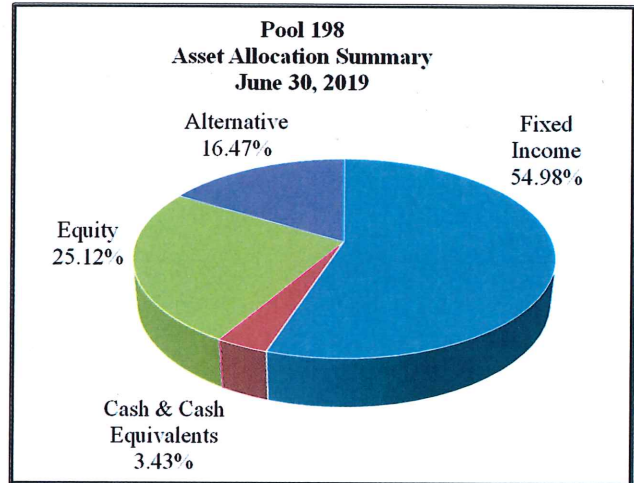
Coal and Clay Mine Subsidence Insurance Fund (Fund 86)

A Participant of Pool 198

Fiscal Year 2018-2019

OVERVIEW

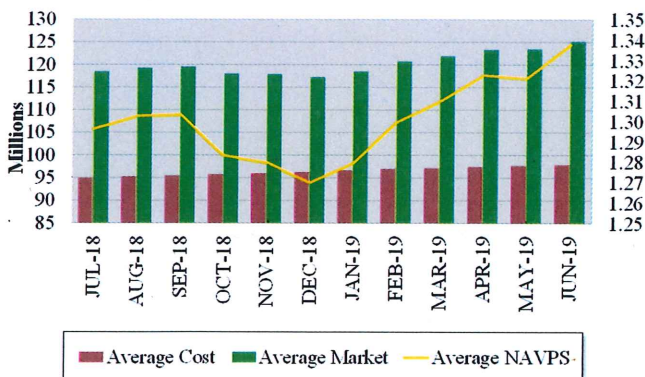
The Treasury Department manages and invests any funds in excess of the Commonwealth's current operational needs, unless those funds are explicitly under the control of another board, commission, or state official. Pool 198 is a variable net asset value investment vehicle that uses longer-term fixed income, alternative investments and equity securities to generate enhanced investment returns over time. Funds in Pool 198 are intended to weather short-term ups and downs in the market in the interest of long-term capital appreciation. The Coal and Clay Mine Subsidence Insurance Fund, as a participant in Pool 198, holds shares of the pool and does not hold the underlying securities of the pool. The Pool's asset allocation as of June 30, 2019 is reflected in the chart.



POOL 198 – FUND 86 PORTFOLIO STATISTICS

Beginning Cost Value (July 1, 2018)	\$ 95,007,915
Beginning Market Value	\$ 117,887,232
Beginning NAVPS	\$ 1.29
Ending Cost Value (June 30, 2019)	\$ 98,096,738
Ending Market Value	\$ 126,111,644
Ending NAVPS	\$ 1.35

Pool 198's dividends and interest are accrued daily and distributed the following month, based on ex-date shares. Distributions are automatically reinvested. The distribution of realized gains/losses, accretion and amortization is at the discretion of the Treasury Investment Committee. For the fiscal year ending June 30, 2019, \$3,160,941 was distributed to Fund 86.



Month	Fund 86 Earnings	Fund 86 Average Yield ⁽¹⁾
JUL-18	\$ 184,730	2.33%
AUG-18	\$ 222,618	2.80%
SEP-18	\$ 235,845	2.96%
OCT-18	\$ 231,987	2.90%
NOV-18	\$ 239,500	2.99%
DEC-18	\$ 611,798	7.62%
JAN-19	\$ 124,039	1.53%
FEB-19	\$ 230,849	2.85%
MAR-19	\$ 289,683	3.57%
APR-19	\$ 225,682	2.77%
MAY-19	\$ 235,421	2.89%
JUN-19	\$ 328,789	4.02%
TOTAL	\$ 3,160,941	
AVERAGE		3.27%

(1) Reported yields are annualized.