

ATTACHMENT 3

FINANCIAL REPORT
OFFICE OF COMPTROLLER OPERATIONS

**DEPARTMENT OF ENVIRONMENTAL PROTECTION
COAL AND CLAY MINE SUBSIDENCE INSURANCE FUND
BALANCE SHEET
FOR PERIODS ENDED JUNE 30**

	FY 13 ENDING JUNE 2014	FY 12 ENDING JUNE 2013	FY 11 ENDING JUNE 2012	FY 10 ENDING JUNE 2011
ASSETS				
CASH IN TRANSIT	74,253.29	60,893.60	73,878.41	49,467.48
TEMPORARY INVESTMENTS	97,369,781.70	94,161,090.28	90,941,271.62	86,740,060.32
FURNITURE AND EQUIPMENT	157,527.90	156,109.90	145,565.34	125,284.35
LESS ALLOWANCE FOR DEPRECIATION	(73,771.83)	(42,549.84)	(32,496.72)	(23,645.34)
TOTAL ASSETS	\$ 97,527,791.06	\$ 94,335,543.94	\$ 91,128,218.65	\$ 86,891,166.81
LIABILITIES				
VOUCHERS PAYABLE	\$ 192,997.95	\$ 84,416.45	\$ 117,602.59	\$ 198,842.27
UNEARNED PREMIUMS	2,384,224.51	2,258,476.71	2,616,586.68	2,256,465.76
TOTAL LIABILITIES	\$ 2,577,222.46	\$ 2,342,893.16	\$ 2,734,189.27	\$ 2,455,308.03
FUND EQUITY				
UNRESERVED FUND BALANCE	(556,758.21)	(145,471.09)	696,610.39	11,190,438.01
RESERVED ENCUMBRANCES	154,586.10	74,152.28	80,518.56	33,071.48
RESERVED FOR CATASTROPHES	6,344,282.38	6,082,135.84	5,838,318.60	5,554,096.62
RESERVED OUTSTANDING CLAIMS	659,437.00	264,748.00	302,917.00	311,467.00
RESERVED NON-LAPSABLE BALANCES	390,368.84	2,444,367.49	652,560.31	464,674.48
RESERVED IN LIEU OF REINSURANCE	87,958,652.49	83,272,718.26	80,823,104.52	66,882,111.19
TOTAL FUND EQUITY	\$ 94,950,568.60	\$ 91,992,650.78	\$ 88,394,029.38	\$ 84,435,858.78
TOTAL LIABILITIES AND FUND EQUITY	\$ 97,527,791.06	\$ 94,335,543.94	\$ 91,128,218.65	\$ 86,891,166.81

(PREPARED BY THE OFFICE OF COMPTROLLER OPERATIONS)

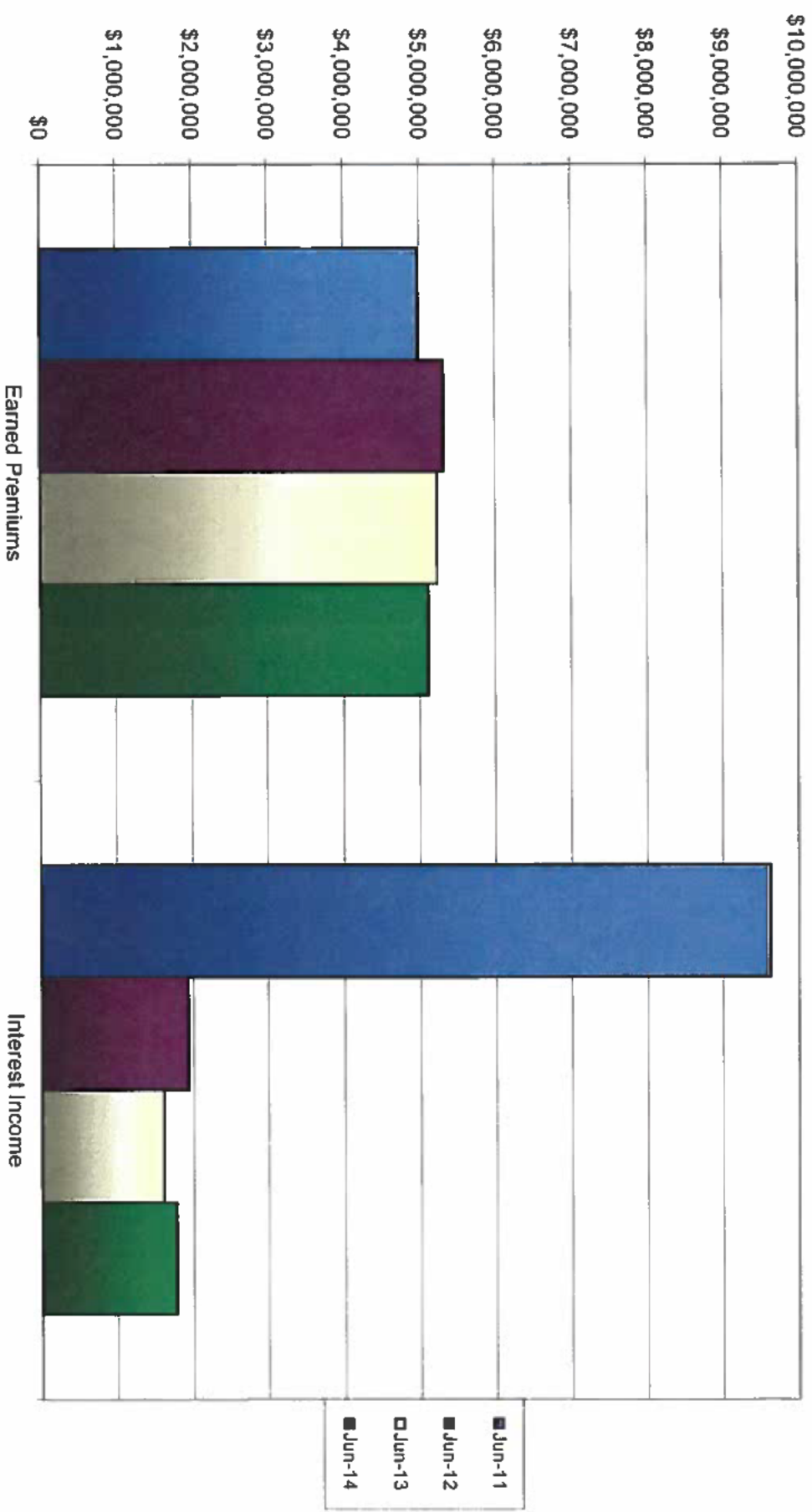
**DEPARTMENT OF ENVIRONMENTAL PROTECTION
COAL AND CLAY MINE SUBSIDENCE INSURANCE FUND
STATEMENT OF CHANGES IN UNRESERVED FUND BALANCE
FOR THE PERIODS ENDED JUNE 30**

	FY 13 ENDING Jun-14	FY 12 ENDING Jun-13	FY 11 ENDING Jun-12	FY 10 ENDING Jun-11
UNRESERVED FUND BALANCE BEGINNING	(\$145,471.09)	\$696,610.39	\$11,190,438.01	\$834,291.75
ADD:				
RESERVE FOR OUTSTANDING CLAIMS - JULY 1	\$264,748.00	\$302,917.00	\$311,467.00	\$334,313.00
RESERVE IN LIEU OF REINSURANCE - JULY 1	83,272,718.26	80,823,104.52	66,882,111.19	64,067,835.91
PRIOR YEAR LAPSES	2,344,381.26	631,528.16	430,400.54	2,001,839.28
PRIOR UNEARNED/EARNED REVENUE ADJUSTMENT	-	-	-	(7,436.82)
EARNED PREMIUMS	5,117,182.95	5,234,454.68	5,324,318.61	4,982,405.23
INTEREST INCOME	1,778,321.65	1,615,706.22	1,931,257.23	9,621,223.27
MISCELLANEOUS INCOME	-	-	-	2,226.00
TOTAL FUNDS AVAILABLE	\$92,631,881.03	\$89,304,320.97	\$86,069,992.58	\$81,836,697.62
LESS:				
CLAIMS PAID	\$1,454,574.56	\$1,020,006.95	\$1,174,415.42	\$717,522.42
ADMINISTRATIVE EXPENSES	1,920,161.06	2,010,749.80	1,944,994.32	1,924,696.07
(1) INTERFUND DISBURSEMENTS	357,490.66	90,118.92	85,532.54	84,885.53
(2) DEPRECIATION EXPENSE	31,221.99	29,113.12	25,056.90	17,159.64
PREMIUM REFUNDS	-	-	-	(38.21)
DEBT SERVICE EXPENDITURES	-	-	60.65	-
CURRENT COMMITMENTS	154,586.10	74,152.28	80,518.56	5,107.03
RESERVED - CATASTROPHES	262,146.54	243,817.24	284,221.98	238,674.46
RESERVED NON-LAPSABLE BALANCES	390,368.84	2,444,367.49	652,560.31	464,674.48
RESERVE FOR OUTSTANDING CLAIMS - JUNE 30	659,437.00	264,748.00	302,917.00	311,467.00
RESERVE IN LIEU OF REINSURANCE	87,958,652.49	83,272,718.26	80,823,104.52	66,882,111.19
TOTAL EXPENSES/COMMITMENTS & RESERVE	\$93,188,639.24	\$89,449,792.06	\$85,373,382.20	\$70,646,259.61
UNRESERVED FUND BALANCE ENDING	(\$556,758.21)	(\$145,471.09)	\$696,610.39	\$11,190,438.01

(1) FY 2013-14 Interfund Disbursements include reimbursements to the Department's General Fund for computer services utilized and indirect administrative activities associated with the program.

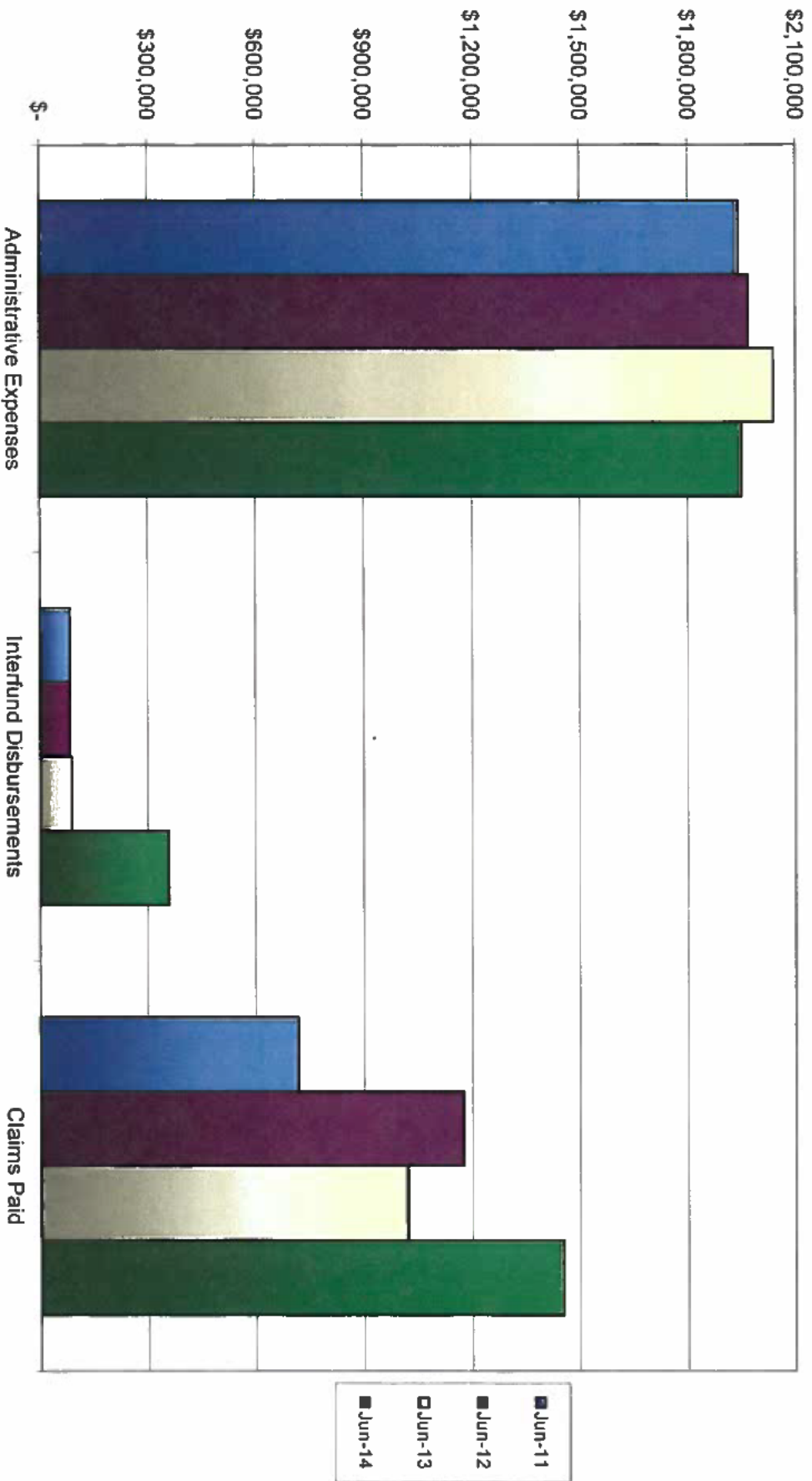
(2) Depreciation method utilized is straight line for five years.

**DEPARTMENT OF ENVIRONMENTAL PROTECTION
 COAL AND CLAY MINE SUBSIDENCE INSURANCE FUND
 EARNED REVENUE COMPARISON BY YEAR**



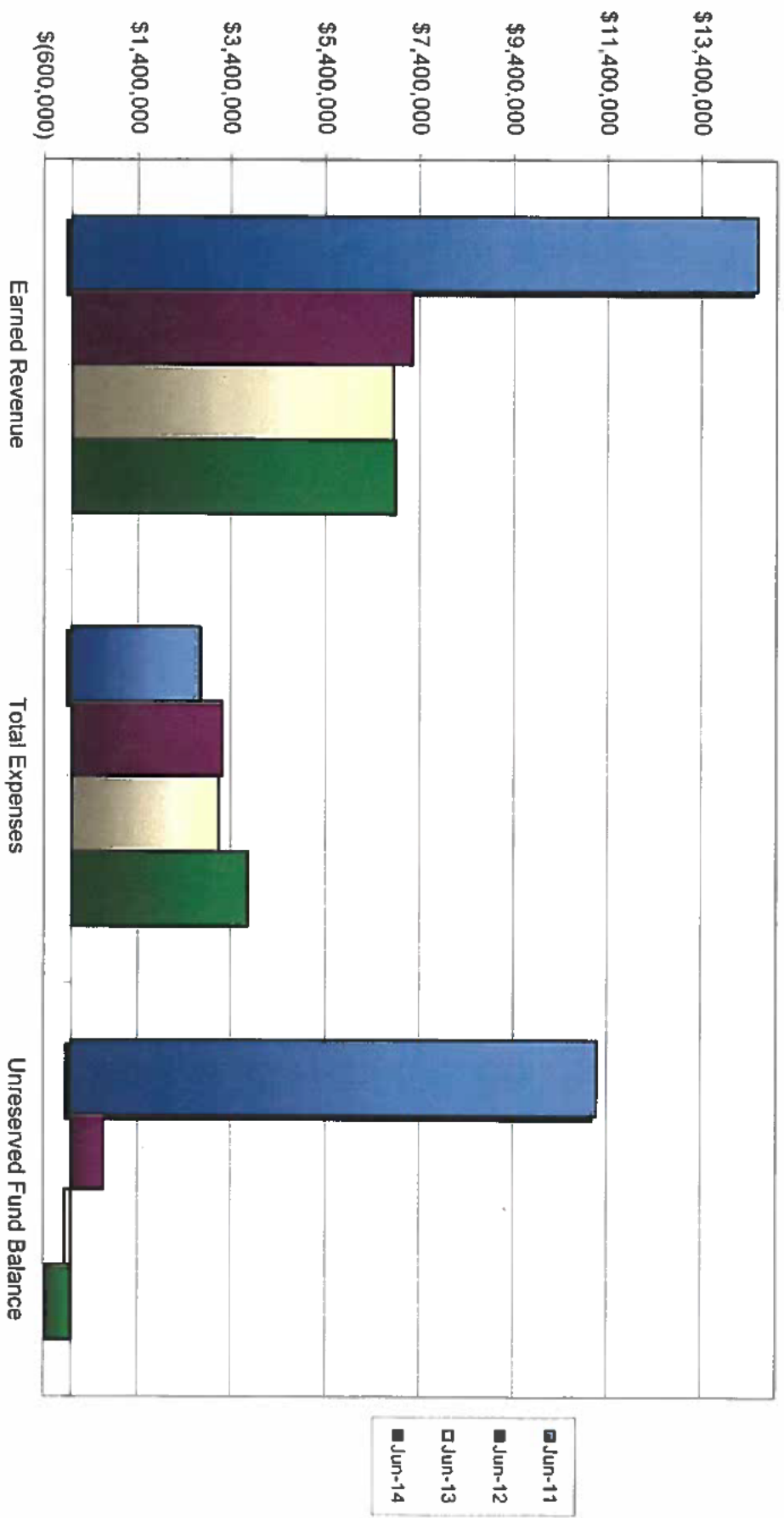
(PREPARED BY THE OFFICE OF COMPTROLLER OPERATIONS)
 (3)

**DEPARTMENT OF ENVIRONMENTAL PROTECTION
 COAL AND CLAY MINE SUBSIDENCE INSURANCE FUND
 EXPENSE COMPARISON BY YEAR**



(PREPARED BY THE OFFICE OF COMPTROLLER OPERATIONS)
 (4)

**DEPARTMENT OF ENVIRONMENTAL PROTECTION
 COAL AND CLAY MINE SUBSIDENCE INSURANCE FUND
 EARNED REVENUE, TOTAL EXPENSES AND UNRESERVED FUND BALANCE COMPARISON
 BY YEAR**



(PREPARED BY THE OFFICE OF COMPTROLLER OPERATIONS)
 (5)

DEPARTMENT OF ENVIRONMENTAL PROTECTION
 COAL AND CLAY MINE SUBSIDENCE INSURANCE FUND
 STATEMENT OF CASH FLOWS
 FOR FISCAL YEARS 10-11 THROUGH 13-14

	13 FY ENDING JUNE 2014	12 FY ENDING JUNE 2013	11 FY ENDING JUNE 2012	10 FY ENDING JUNE 2011
CASH & INVESTMENTS - JULY 1	\$ 94,161,090.28	\$ 90,941,271.62	\$ 86,740,060.32	\$ 75,270,522.93
SOURCES OF CASH				
PREMIUMS COLLECTED	\$ 5,242,930.75	\$ 4,876,344.71	\$ 5,684,439.54	\$ 4,773,489.26
INTEREST INCOME	1,778,321.65	1,615,706.22	1,931,257.23	9,621,223.27
MISCELLANEOUS INCOME	-	-	-	2,226.00
CHANGE IN CASH IN TRANSIT	(13,359.69)	12,984.81	(24,410.93)	(31,758.49)
TOTAL SOURCES OF CASH	\$ 7,007,892.71	\$ 6,505,035.74	\$ 7,591,285.84	\$ 14,365,180.04
USES OF CASH				
EXPENSES PRIOR FY APPROPRIATIONS	\$ 174,138.51	\$ 101,550.71	\$ 67,345.42	\$ 141,602.76
EXPENSES CURRENT FY APPROPRIATIONS	3,733,644.28	3,150,480.23	3,241,489.44	2,779,881.10
CHANGE IN VOUCHER PAYABLE	(108,581.50)	33,186.14	81,239.68	(25,841.21)
TOTAL USES OF CASH	\$ 3,799,201.29	\$ 3,285,217.08	\$ 3,390,074.54	\$ 2,895,642.65
NET CHANGE IN CASH	\$ 3,208,691.42	\$ 3,219,818.66	\$ 4,201,211.30	\$ 11,469,537.39
CASH & INVESTMENTS - JUNE 30	<u>\$ 97,369,781.70</u>	<u>\$ 94,161,090.28</u>	<u>\$ 90,941,271.62</u>	<u>\$ 86,740,060.32</u>
CASH & INVESTMENTS PER TREASURY DEPARTMENT	\$ 97,369,781.70	\$ 94,161,090.28	\$ 90,941,271.62	\$ 86,740,060.32

**DEPARTMENT OF ENVIRONMENTAL PROTECTION
COAL AND CLAY MINE SUBSIDENCE INSURANCE FUND
ALLOCATION AND USE OF FUNDS**

	FY 2013	FY 2012	FY 2011	FY 2010
FUNDS ALLOCATED				
PERSONNEL	\$ 2,059,951.91	\$ 2,163,073.55	\$ 2,095,120.25	\$ 2,079,131.13
OPERATIONAL	934,000.00	925,881.08	1,273,834.46	1,019,760.00
FIXED ASSETS	11,000.00	78,000.00	80,000.00	53,000.00
GRANTS	475,000.00	475,000.00	150,000.00	150,000.00
INTERFUND DISBURSEMENTS	372,000.00	90,118.92	85,532.54	478,000.00
MISC EXPENDITURE TRANSFERS	(123,951.91)	(103,073.55)	(102,487.25)	(86,891.13)
TOTAL	\$ 3,728,000.00	\$ 3,629,000.00	\$ 3,582,000.00	\$ 3,693,000.00
FUNDS USED				
PERSONNEL EXP & ENC	1,828,815.02	1,811,429.02	1,797,173.87	1,790,549.81
OPERATIONAL EXP & ENC	204,235.52	452,103.27	386,442.69	287,936.71
FIXED ASSET EXP & ENC	1,418.00	20,482.16	45,608.91	52,815.29
GRANTS	247,116.61	-	-	-
INTERFUND DISBURSEMENT	357,490.66	90,118.92	85,532.54	84,885.53
MISC EXPENDITURE TRANSFERS	(123,951.91)	(103,073.55)	(102,487.25)	(86,891.13)
TOTAL	\$ 2,515,123.90	\$ 2,271,059.82	\$ 2,212,270.76	\$ 2,129,296.21
FUNDS LAPSED				
PERSONNEL	231,136.89	351,644.53	297,946.38	288,581.32
OPERATIONAL	729,764.48	473,777.81	887,391.77	731,823.29
FIXED ASSET	9,582.00	57,517.84	34,391.09	184.71
GRANTS	227,883.39	475,000.00	150,000.00	150,000.00
INTERFUND DISBURSEMENTS	14,509.34	-	-	393,114.47
MISC EXPENDITURE TRANSFERS	-	-	-	-
TOTAL	\$ 1,212,876.10	\$ 1,357,940.18	\$ 1,369,729.24	\$ 1,563,703.79

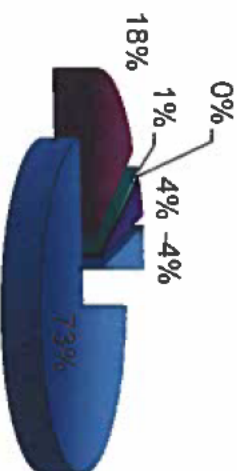
DEPARTMENT OF ENVIRONMENTAL PROTECTION
 COAL AND CLAY MINE SUBSIDENCE INSURANCE FUND
 EXPENSE COMPARISON PIE CHARTS

2013-14 FISCAL YEAR EXPENSES



- PERSONNEL EXP & ENC
- OPERATIONAL EXP & ENC
- FIXED ASSET EXP & ENC
- GRANTS
- INTERFUND DISBURSEMENT
- MISC EXPENDITURE
- TRANSFERS

2012-13 FISCAL YEAR EXPENSES



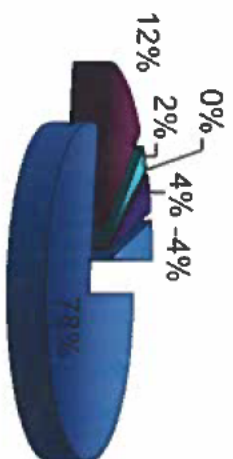
- PERSONNEL EXP & ENC
- OPERATIONAL EXP & ENC
- FIXED ASSET EXP & ENC
- GRANTS
- INTERFUND DISBURSEMENT
- MISC EXPENDITURE
- TRANSFERS

2011-12 FISCAL YEAR EXPENSES



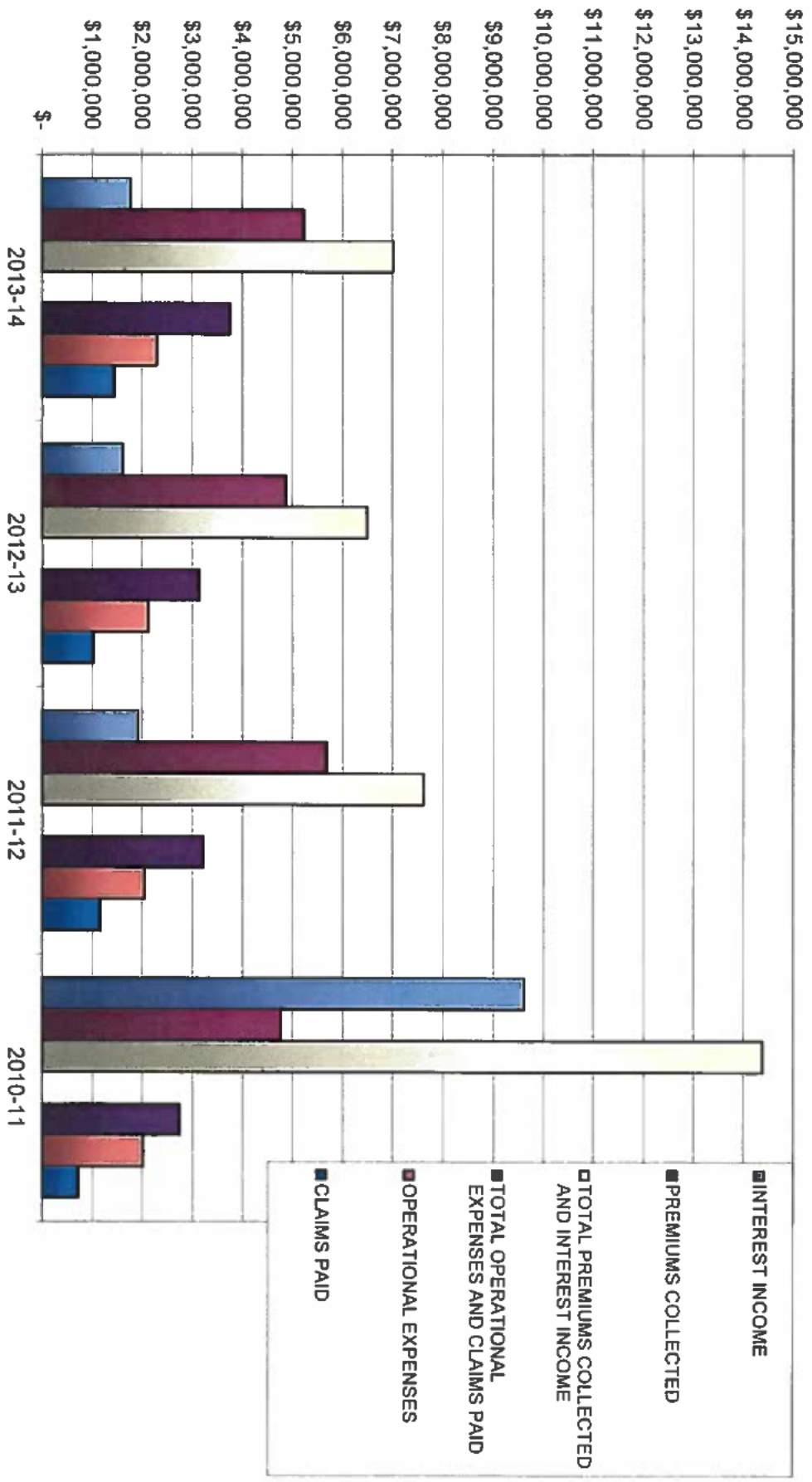
- PERSONNEL EXP & ENC
- OPERATIONAL EXP & ENC
- FIXED ASSET EXP & ENC
- GRANTS
- INTERFUND DISBURSEMENT
- MISC EXPENDITURE
- TRANSFERS

2010-11 FISCAL YEAR EXPENSES



- PERSONNEL EXP & ENC
- OPERATIONAL EXP & ENC
- FIXED ASSET EXP & ENC
- GRANTS
- INTERFUND DISBURSEMENT
- MISC EXPENDITURE
- TRANSFERS


**DEPARTMENT OF ENVIRONMENTAL PROTECTION
 COAL AND CLAY MINE SUBSIDENCE INSURANCE FUND
 COMPARISON OF CLAIMS PAID & OPERATIONAL EXPENSE VS PREMIUMS COLLECTED
 AND INTEREST EARNED**



(PREPARED BY THE OFFICE OF COMPTROLLER OPERATIONS)
 (9)

DEPARTMENT OF ENVIRONMENTAL PROTECTION
 COAL AND CLAY MINE SUBSIDENCE INSURANCE FUND
 USE OF CASH PIE CHARTS

2013-14 FISCAL YEAR



- OPERATIONAL EXPENSES
- CLAIMS PAID
- SURPLUS CASH

2012-13 FISCAL YEAR




- OPERATIONAL EXPENSES
- CLAIMS PAID
- SURPLUS CASH

2011-12 FISCAL YEAR



- OPERATIONAL EXPENSES
- CLAIMS PAID
- SURPLUS CASH

2010-11 FISCAL YEAR



- OPERATIONAL EXPENSES
- CLAIMS PAID
- SURPLUS CASH