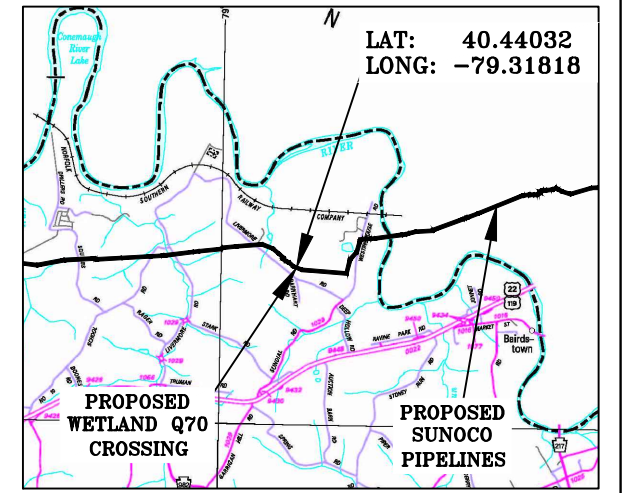
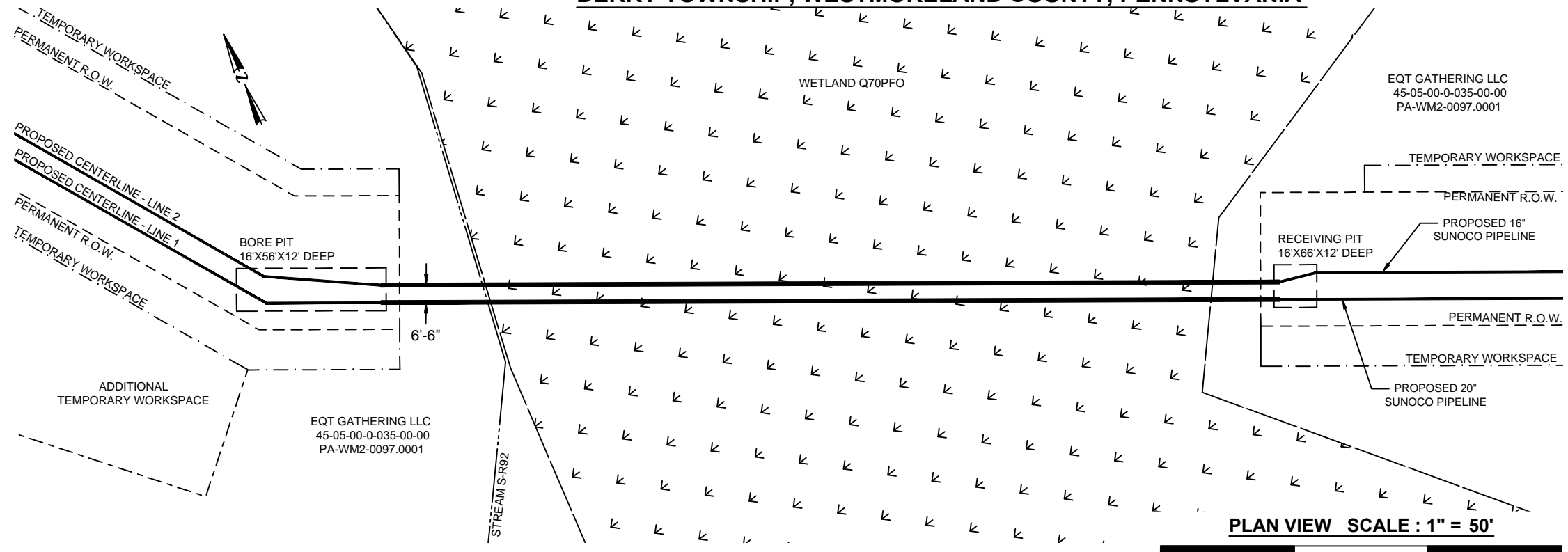


DERRY TOWNSHIP, WESTMORELAND COUNTY, PENNSYLVANIA

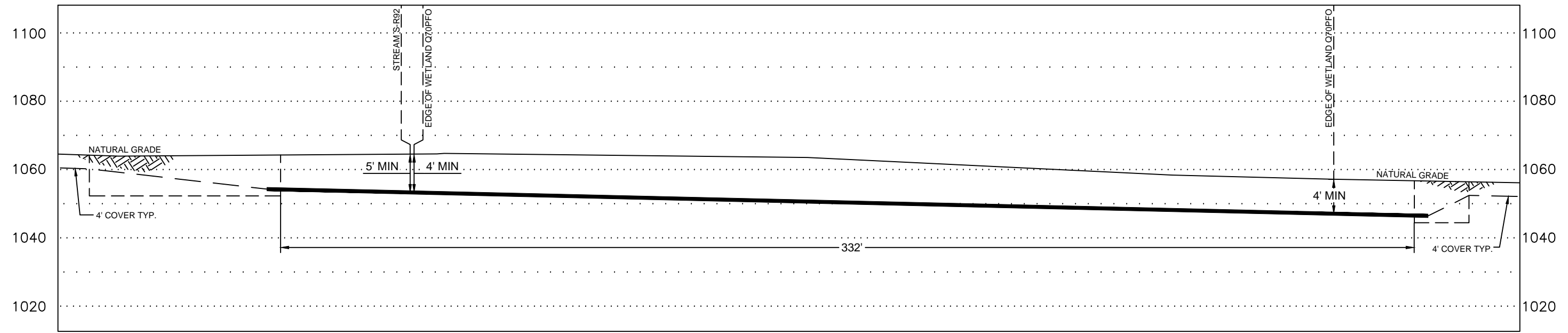


AERIAL VIEW
SCALE: 1" = 2MI

DRAWING LEGEND	
---	PERMANENT R.O.W.
- - - -	TEMPORARY WORKSPACE
- - - -	ADDITIONAL TEMPORARY WORKSPACE
— // —	PIPELINE

PLAN VIEW SCALE: 1" = 50'

WETLAND Q70



PROFILE

HORIZ. SCALE: 1" = 30'
VERT. SCALE: 1" = 30'

60' 30' 0' 30'

CONSTRUCTION NOTES
(APPLIES TO BOTH 16" & 20" PIPELINES)

- 20" WELDED STEEL PIPE 20" OD x .456 WT., X-65, API 5L, PSL2, ERW, BFW, DRL
- 16" WELDED STEEL PIPE 16" OD x .438 WT., X-70, API 5L, PSL2, ERW, BFW
- COATING: 14-16 MILS OF 3M SCOTCHKOTE TM 6233 FBE WITH 40 MILS MIN. DFT POWERCRETE R95
- DESIGN FACTOR: 0.50 (HOOP STRESS)
- DESIGN PSI: 1480 PSIG TEST PSI: 1850 PSIG
- THE COATING ON THE CARRIER PIPE SHALL BE INSPECTED IMMEDIATELY PRIOR TO ITS INSTALLATION AND ALL DAMAGED COATING SHALL BE REPAIRED IN ACCORDANCE WITH SUNOCO PIPELINE SPECIFICATIONS
- INSTALL CATHODIC PROTECTION TEST LEADS AS SPECIFIED ON THE ALIGNMENT SHEETS OR SUNOCO CORROSION TECHNICIAN
- WELDED JOINTS INSIDE R.O.W. SHALL BE 100% X-RAYED
- CONTRACTOR WILL MAINTAIN A MINIMUM 4' OF COVER TO THE TOP OF PIPE USING FIELD BENDS
- CONTRACTOR WILL MAINTAIN A MINIMUM 24" OF COVER FROM ALL EXISTING UTILITIES.
- IN ADDITION TO THE SITE SPECIFIC INFORMATION PROVIDED IN THIS DRAWING, GENERAL REQUIREMENTS INCLUDED IN ALIGNMENT SHEETS, PERMITS AND APPROVAL FROM FEDERAL, STATE, AND LOCAL AGENCIES ALSO APPLY.
- CONTRACTOR SHALL USE THE "ONE CALL" SYSTEM PRIOR TO BEGINNING WORK. CONTRACTOR SHALL BE RESPONSIBLE TO LOCATE AND VERIFY ALL PARALLEL AND CROSSED UTILITIES PRIOR TO EXCAVATION OR CONSTRUCTION (AND MONITOR DURING EXCAVATION OR CONSTRUCTION). THIS DRAWING SHALL NOT CONSTITUTE VERIFICATION OF LOCATION, QUANTITY, SIZE, DEPTH, OR TYPES OF EXISTING UTILITIES.
- EMERGENCY CONTACT INFORMATION: SEE INCLUDED COMPANY INFORMATION
- SUNOCO PIPELINE, L.P. WILL BE AVAILABLE 24/7 FOR EMERGENCY AT 800-786-7440 IF SUCH A PROBLEM SHOULD ARISE.

COORDINATE SYSTEM
PENNSYLVANIA STATE PLANE SOUTH
NAD 83 US FEET

R.O.W. INGRESS
X=1531891.65
Y=407194.02

R.O.W. EGRESS
X=1532188.52
Y=407069.23

24/7 CONTACT INFO & PIPE MARKER INFO:

SUNOCO PIPELINE L.P.
525 FRITZTOWN ROAD
SINKING SPRING, PA 19608
PHONE NUMBER: 800-786-7440
NATURAL GAS PIPELINE

CENTERLINE REV DATE: 10-20-2016

SUNOCO	
WETLAND Q70	
DERRY TOWNSHIP, WESTMORELAND CO., PA	
03/14/16 REVISED	SCALE
11/15/16	AS NOTED
DWG #: PPP-PA-WM2-0097.0001-AR	
Prepared by	TRICO SURVEYING AND MAPPING BLOOMINGTON, INDIANA WWW.TRICOSURVEYING.COM
2	