



pennsylvania

DEPARTMENT OF ENVIRONMENTAL PROTECTION



Bureau of Mining Programs

Bureau of Mining Programs Update

October 24, 2019

Tom Wolf, Governor

Patrick McDonnell, Secretary

NPDES Permitting Update

- As of September 2019, 977 Draft Permits have been sent to EPA
- EPA has commented or objected on 414
- Issues
 - Checklist
 - Monthly Calls
 - WETT

NPDES Permitting Statistics

	Issued	Could be Issued	Pending
Comments	410	3	1
No Comments (211 No Comment Letters)	530	21	12 (Awaiting 30 Days)

eInitiatives

- ePermitting
 - Coal Notice of Intent to Explore (39)
- eDMR
- Mobility

Trust Agreement/Bond Status

	Dec 2015	May 2019	August 2019
Total Agreements (158)	132	145	147
Bonds	75	74	75
Fully Funded Trusts	44	54	55
Partially Funded Trusts	11 + 2 ABS	15 + 2 ABS	15 + 2 ABS

Financial Summary

	Dec 2015	May 2019	August 2019
Bonds	\$226.2 M	\$ 232.6 M	\$ 246.8M
Fully Funded Trusts	\$72.9 M (\$82.6 M)	\$ 120.2 M (\$102.5 M)	\$ 121.3M (\$ 102.5M)
Partially Funded Trusts	\$62.2 M (\$124 M)	\$111.5 M (\$147.7 M)	\$ 113.3M (\$ 140.4M)

Land Reclamation Financial Guarantees

	Count (last report)	Average Amount
LRFG Operators	125 (123)	\$383 K (\$3 M Max) 3
LRFG Permits	236 (237)	\$202 K (\$2.37 M Max)
	May 2019	August 2019
Total Underwritten	\$47.6 M	\$47.7M

Applications 2019

As of August 27, 2019

Coal only (note that offices also do noncoal and explosives permits)

	POTTSVILLE	MOSHAN	CAMBRIA	NEW STAN	KNOX	CALIFORNIA
IN	127	114	170	81	62	204
OUT	132	77	160	66	63	216

Applications in Process

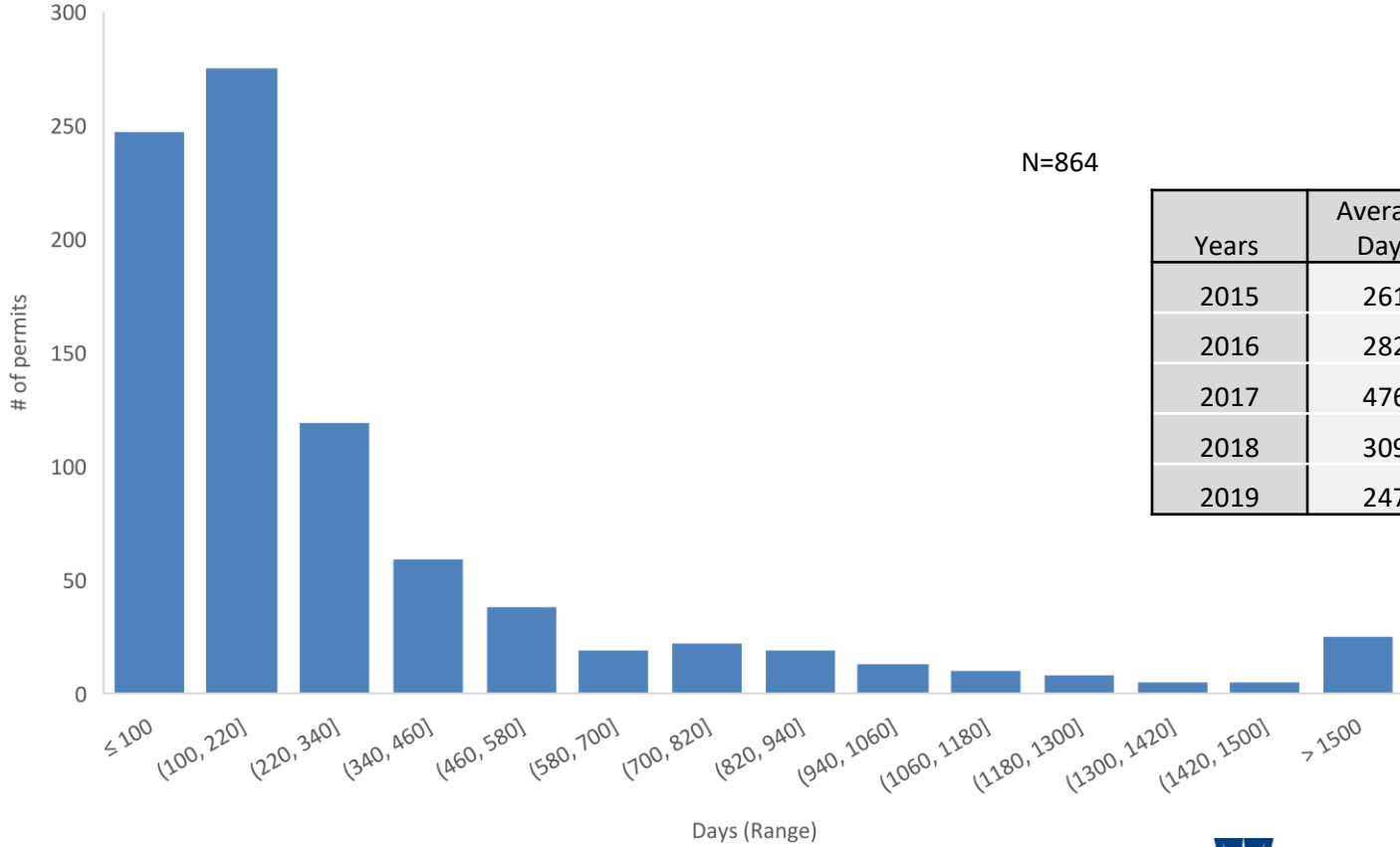
	POTTSVILLE	MOSHAN	CAMBRIA	NEW STAN	KNOX
New mines	5	2	3	2	0
Renewals	27	22	17	36	4
Major rev	9	4	4	8	1
Minor rev/amends	17	11	6	13	3
Completion reports	5	13	12	20	10
New NPDES Indiv	1	6	3	9	0
New NPDES GP-104	11	0	1	0	0
Renewal NPDES (Indiv+GP)	23	19	16	31	3
Blast plans	1	0	2	3	0
Pre-apps	0	0	1	0	0
Bond revs, GP12, Explrn, other	30	5	6	0	1
Mid term review	11	1	0	0	0
GFCC	1	3	0	3	0
Transfers	6	4	0	2	0
	147	90	71	127	22

Applications in Process

	CALIFORNIA
New UMP + Refuse Disp	12
Renewals	105
Major rev	51
Minor rev/amend	85
Completion reports	0
New NPDES Indiv	13
Renewal NPDES	106
Pre-apps	11
GP12, explorations, other	3
6mth mine maps	3
Transfers	8
	397

Renewals – Surface Permits

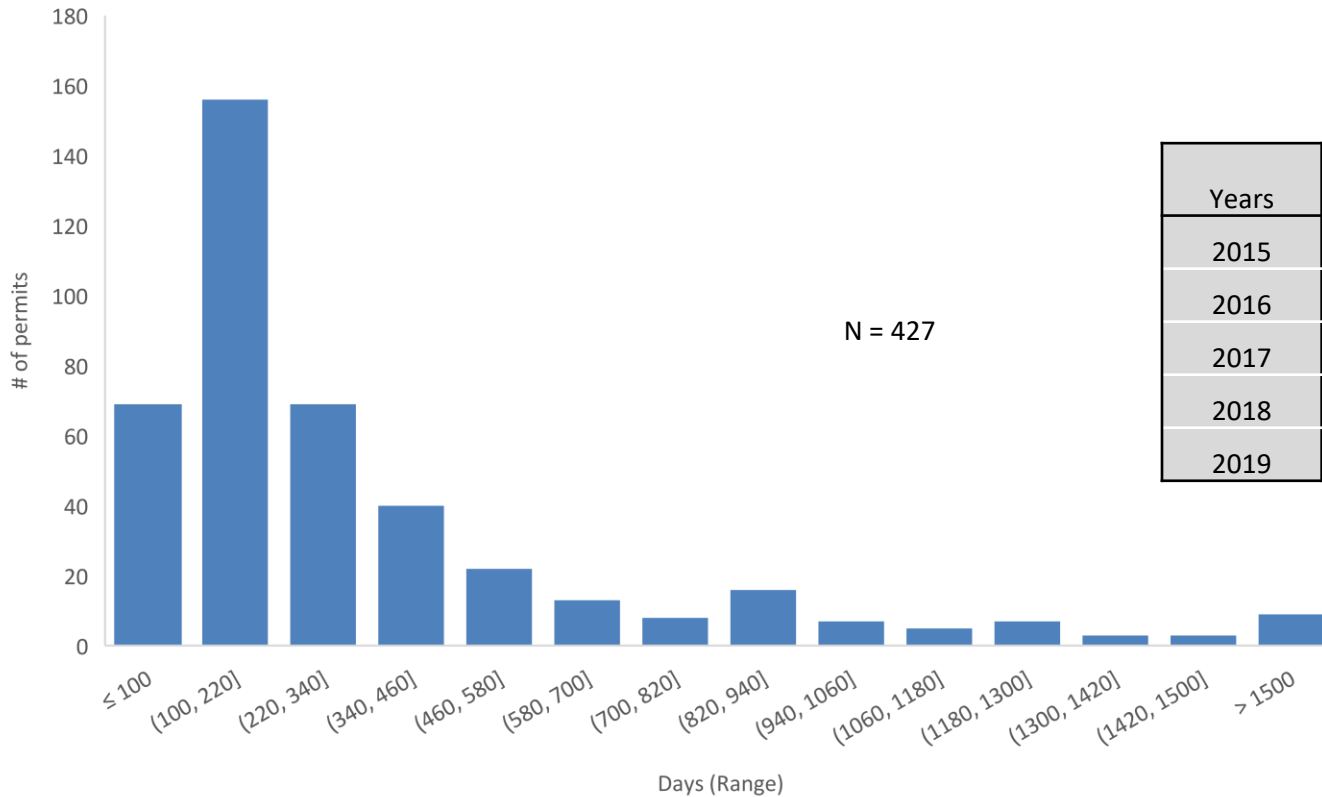
Surface Permit Renewals Issued: Time Elapsed
2015 to Present



Years	Average Days	Median Days	Median Months
2015	261	188	6
2016	282	171	6
2017	476	196	7
2018	309	150	5
2019	247	161	5

Renewals – NPDES Individual Permits

NPDES Renewals Issued: Time Elapsed
2015 to Present



Years	Average Days	Median Days	Median Months
2015	301	235	8
2016	280	198	7
2017	489	265	9
2018	355	176	6
2019	301	165	5

▶ Regulatory Agenda

- OSM Program Consistency
- Water Supply Replacement (87 and 88)

Non Regulatory Agenda

Comments received on draft

- Civil Penalties
- Alkaline Addition

In draft stage

- Engineering Manual
- Surface Water Protection-Underground Bituminous Coal Mining Operations
- Sub F
- Liners (Caps)

Tech Items

Studies

- UFMs
- Alkaline Addition
- WETT

Applications and Permit Templates

- NPDES
- Anthracite Deep
- GP-104

SOPs

- Pond Certification
- Public Meetings
- Not Started Permits
- Non-Discharge Alternatives
- Renewals

Rec Fee Account Revenue - 3rd Qtr 2019

Month	Coal Civil Penalties	Interest
July	\$17,387.50	\$6,297.64
August	\$21,620.02	\$6,920.86
September	\$10,000.00	\$6,403.89
FY Total	\$49,007.52 (\$46,557.14 -5%)	\$20,252.39

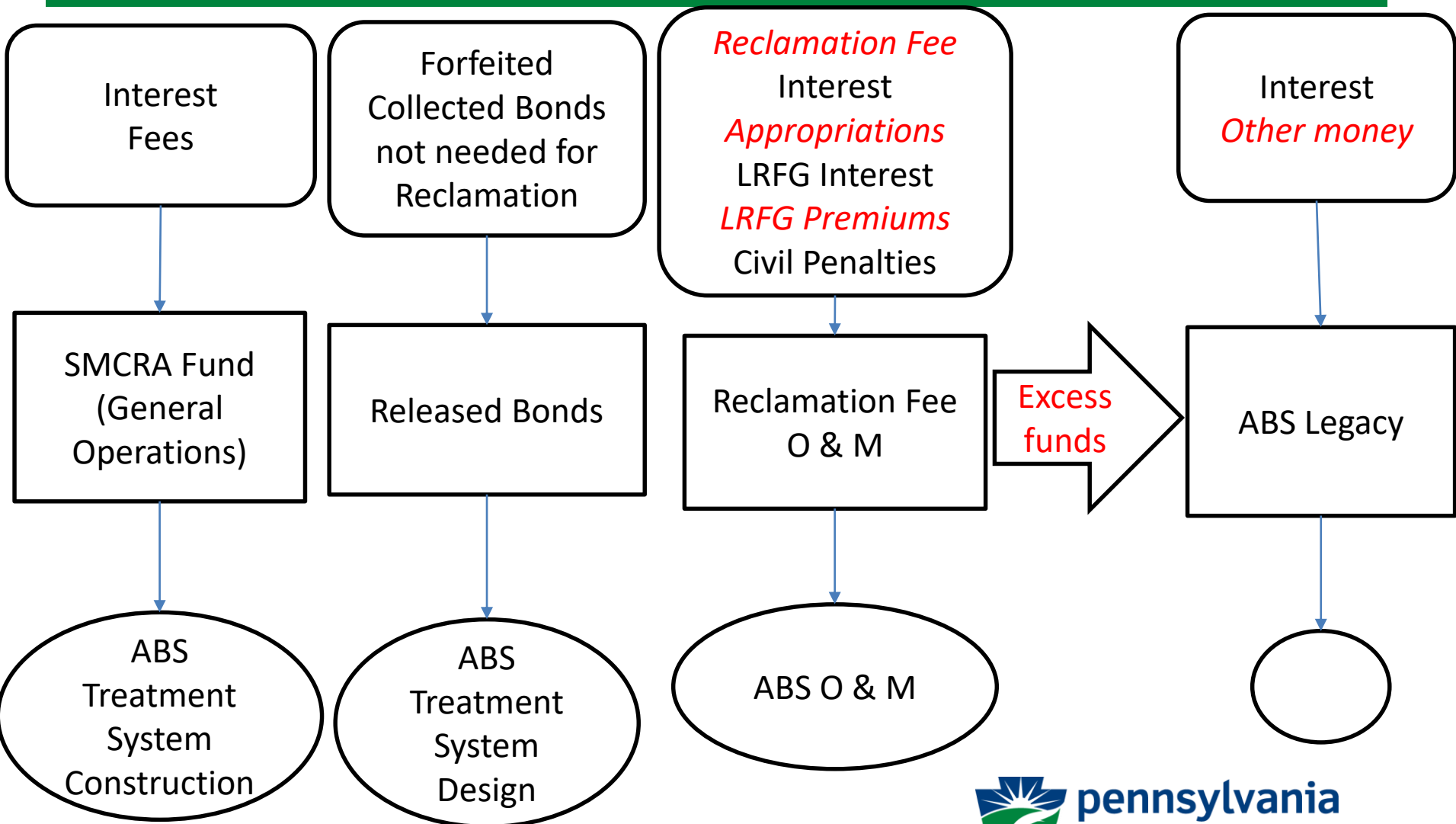
Other Revenue - 3rd Qtr 2019

Month	LRFG Premiums	LRFG Interest
July	\$35,336.65	\$31,784.44
August	\$127,678.10	\$32,438.12
September	\$142,368.29	\$31,006.76
FY Total	\$305,383.04	\$95,229.32

Reclamation Fee Account Status

FY End Balance (June 30 th)	\$3,353,993.55
18-19 FY Expenditures	\$1,046,281.36
September 30 th Balance	\$ 3,233,990.32
Proj. Expenditures (FY 19-20)	\$1,032,810.00
	(\$925,000.00)
Expenditure through Sept 30 th	\$140,255.62

ABS Funding Diagram



SMCRA Coal Fees Revenue

FY 12-13	\$54,417.00
FY 13-14	\$166,110.00
FY 14-15	\$100,962.43
FY 15-16	\$171,235.24
FY 16-17	\$114,200.00
FY 17-18	\$109,550.00
FY 18-19	\$91,849.50
FY 19-20 (September 30)	\$23,700.00

CWF Mining Fee Revenue

FY 12-13	\$247,800.00
FY 13-14	\$523,296.00
FY 14-15	\$474,929.00
FY 15-16	\$646,950.00
FY 16-17	\$342,805.00
FY 17-18	\$365,410.00
FY 18-19	\$395,635.50
FY 19-20 (September 30)	\$59,000.00



pennsylvania
DEPARTMENT OF ENVIRONMENTAL PROTECTION



Bureau of Mining Programs

Bureau of Mining Programs

717-787-5103

Bruce Carl
Sharon Hill
Greg Greenfield