

Reclamation Bid Transcript

COMMONWEALTH OF PENNSYLVANIA DEPARTMENT OF ENVIRONMENTAL PROTECTION ABSTRACT OF BIDS		PROJECT Abandoned Mine Reclamation Project Cymbria East Township, Cambria County, PA						CONTRACT NO. BID OPENING DATE LOCATION Susquehanna		OSM 11(2812)101.1 October 11, 2018 2:00 p.m., Local Time			
		ITEM		J & J Snyder Inc. 361 Salem Rd. Mayport, PA 16240		Earthmovers Unlimited Inc. P.O. Box 187 Kylertown, PA 16847		E.M. Brown, Inc. P.O. Box 767 Clearfield, PA 16830		Morgan's Excavating, LLC 15408 Hill Valley Road Mount Union, PA 17066		Brentzel Excavation LLC 2 Main Street, Suite A Irwin, PA 15642	
NO.	DESCRIPTION	APPROXIMATE QUANTITIES		UNIT PRICE	TOTAL	UNIT PRICE	TOTAL	UNIT PRICE	TOTAL	UNIT PRICE	TOTAL	UNIT PRICE	TOTAL
1.	Mobilization and Demobilization	Job	Job	L.S.	\$7,000.00	L.S.	\$2,850.00	L.S.	\$25,000.00	L.S.	\$7,350.00	L.S.	\$24,000.00
2.	Implementation of the Erosion and Sediment Pollution Control Plan	Job	Job	L.S.	9,200.00	L.S.	8,639.25	L.S.	15,000.00	L.S.	8,700.00	L.S.	22,000.00
3.	Clearing and Grubbing	11	Acre	\$1,400.00	15,400.00	\$1,800.00	19,800.00	\$1,900.00	20,900.00	\$800.00	8,800.00	\$4,170.00	45,870.00
4.	Grading	80,061	C.Y.	0.85	68,051.85	1.25	100,076.25	1.00	80,061.00	0.88	70,453.68	1.44	115,287.84
5A.	Backfilling Mine Shaft - Backfilling Mine Shaft - with on-site material	Job	Job	L.S.	4,000.00	L.S.	1,200.00	L.S.	5,000.00	L.S.	7,000.00	L.S.	6,000.00
5B.	Backfilling Mine Shaft - Backfilling Mine Shaft - with AASHTO No. 57	210	Ton	30.00	6,300.00	30.00	6,300.00	32.00	6,720.00	27.00	5,670.00	43.00	9,030.00
6A1.	Seeding - Forestland and Wildlife Habitat - Seed Bed Preparation	0.1	Acre	2,000.00	200.00	500.00	50.00	0.00	0.00	500,000.00	50,000.00	687.22	68.72
6A2.	Seeding - Forestland and Wildlife Habitat - Agricultural Limestone	1	Ton	200.00	200.00	50.00	50.00	200.00	200.00	1.00	1.00	54.00	54.00
6A3a.	Seeding - Forestland and Wildlife Habitat - Commercial Fertilizer - Nitrogen	18	Lb.	2.00	36.00	2.00	36.00	5.00	90.00	0.10	1.80	0.60	10.80
6A3b.	Seeding - Forestland and Wildlife Habitat - Commercial Fertilizer - Phosphate	50	Lb.	2.00	100.00	2.50	125.00	5.00	250.00	0.10	5.00	0.60	30.00
6A3c.	Seeding - Forestland and Wildlife Habitat - Commercial Fertilizer - Potash	20	Lb.	2.00	40.00	2.50	50.00	5.00	100.00	0.10	2.00	0.60	12.00
6A4.	Seeding - Forestland and Wildlife Habitat - Seed	8	Lb.	30.00	240.00	50.00	400.00	50.00	400.00	0.50	4.00	20.00	160.00

6A5.	Seeding - Forestland and Wildlife Habitat - Mulching	0.1	Acre	2,000.00	200.00	1,000.00	100.00	0.00	0.00	500,000.00	50,000.00	680.00	68.00	
6B1.	Seeding - Forestland - Seed Bed Preparation	11	Acre	\$100.00	\$1,100.00	\$300.00	\$3,300.00	\$1,100.00	\$12,100.00	\$150.00	\$1,650.00	\$687.22	\$7,559.42	
6B2a.	Seeding - Forestland - Commercial Fertilizer - Nitrogen	525	Lb.	1.25	656.25	2.00	1,050.00	1.50	787.50	1.25	656.25	0.60	315.00	
6B2b.	Seeding - Forestland - Commercial Fertilizer -Phosphate	2,100	Lb.	1.10	2,310.00	1.50	3,150.00	1.25	2,625.00	1.00	2,100.00	0.60	1,260.00	
6B2c.	Seeding - Forestland - Commercial Fertilizer - Potash	525	Lb.	0.90	472.50	1.50	787.50	1.25	656.25	1.00	525.00	0.60	315.00	
6B3.	Seeding - Forestland - Seed	126	Lb.	17.00	2,142.00	30.00	3,780.00	20.00	2,520.00	31.00	3,906.00	20.00	2,520.00	
7A.	Forestland - Tree Planting Preparation - Tree Planting Preparation	11	Acre	800.00	8,800.00	1,200.00	13,200.00	1,200.00	13,200.00	1,000.00	11,000.00	600.00	6,600.00	
7B.	Forestland - Tree Planting Preparation - Agricultural Limestone	11	Ton	100.00	1,100.00	50.00	550.00	100.00	1,100.00	50.00	550.00	54.00	594.00	
8.	Tree Planting	9,350	Tree	2.50	23,375.00	2.50	23,375.00	3.00	28,050.00	2.65	24,777.50	2.25	21,037.50	
9.	Office Facility	Job	Job	L.S.	3,500.00	L.S.	3,500.00	L.S.	7,000.00	L.S.	6,840.00	L.S.	9,331.60	
TOTAL AMOUNT OF BID						\$154,423.60		\$192,369.00		\$221,759.75		\$259,992.23		\$272,123.88

	A. Seed Bed Preparation	16	Acre	165.00	2,640.00	200.00	3,200.00	120.00	1,920.00
	B. Agricultural Limestone	64	Ton	44.00	2,816.00	45.00	2,880.00	50.00	3,200.00
	C. Commercial Fertilizer								
	1. Nitrogen	800	Lb.	1.10	880.00	1.10	880.00	1.00	800.00
	2. Phosphate	1,600	Lb.	1.21	1,936.00	1.25	2,000.00	1.20	1,920.00
	3. Potash	1,600	Lb.	0.88	1,408.00	1.00	1,600.00	0.80	1,280.00
	D. Seed	960	Lb.	6.16	5,913.60	6.50	6,240.00	7.00	6,720.00
	E. Mulching	16	Acre	825.00	13,200.00	800.00	12,800.00	650.00	10,400.00
11.	Office Facility	Job	Job	L.S.	\$5,000.00	L.S.	\$5,000.00	L.S.	\$3,500.00
TOTAL AMOUNT OF BID					\$249,647.10		\$298,575.00		\$308,780.00
BID GUARANTY					Bid Bond 10%		Bid Bond 10%		Bid Bond 10%
				Possible Reject - Incomplete Anti-Collusion Affidavit & MBER.		Possible Reject - Incomplete Anti-Collusion Affidavit & MBER.			

2018 AML Reclamation Grading Costs - 3 Lowest Project Bids

DESCRIPTION		QUANTITIES		Winning Bid		Next Lowest Project Bid		Third Lowest Project Bid	
				UNIT PRICE	TOTAL	UNIT PRICE	TOTAL	UNIT PRICE	TOTAL
Reclamation Project	Task	Cubic Yards	Cost per CY	Low Project Bid	Cost per CY	2nd Project Bid	Cost per CY	3rd Project Bid	
OSM 13(3206)101.1	Grading	1,937,857	0.73	1,414,635.61	1.23	2,383,564.11	1.49	2,887,406.93	
OSM 10(7136)101.1	Grading	24,180	0.90	21,762.00	1.10	26,598.00	1.15	27,807.00	
OSM 33(6321)101.1	Grading								
	A. Area 1	49,200	0.78	38,376.00	0.80	39,360.00	0.85	41,820.00	
	B. Area 2	83,500	0.78	65,130.00	0.80	66,800.00	0.90	75,150.00	
OSM 13,40(3202,3204)101.1	Grading	44,000	1.75	77,000.00	2.50	110,000.00	3.25	143,000.00	
OSM 11(2812)101.1	Grading	80,061	0.85	68,051.85	1.25	100,076.25	1.00	80,061.00	
OSM 63(5042)101.1	Grading - Area 1	59,000	C.Y. 0.96	56,640.00	0.91	53,690.00	3.00	177,000.00	
	Grading - Area 2	61,200	C.Y. 0.96	58,752.00	0.83	50,796.00	3.00	183,600.00	
	Grading - Area 3	63,700	C.Y. 0.96	61,152.00	0.82	52,234.00	3.00	191,100.00	
	Grading - Area 4	29,000	C.Y. 0.96	27,840.00	0.95	27,550.00	3.00	87,000.00	
		2,431,698	\$0.78	\$1,889,339.46	\$1.20	\$2,910,668.36	\$1.43	\$3,175,183.93	
							\$1.09	\$2,658,397.25	

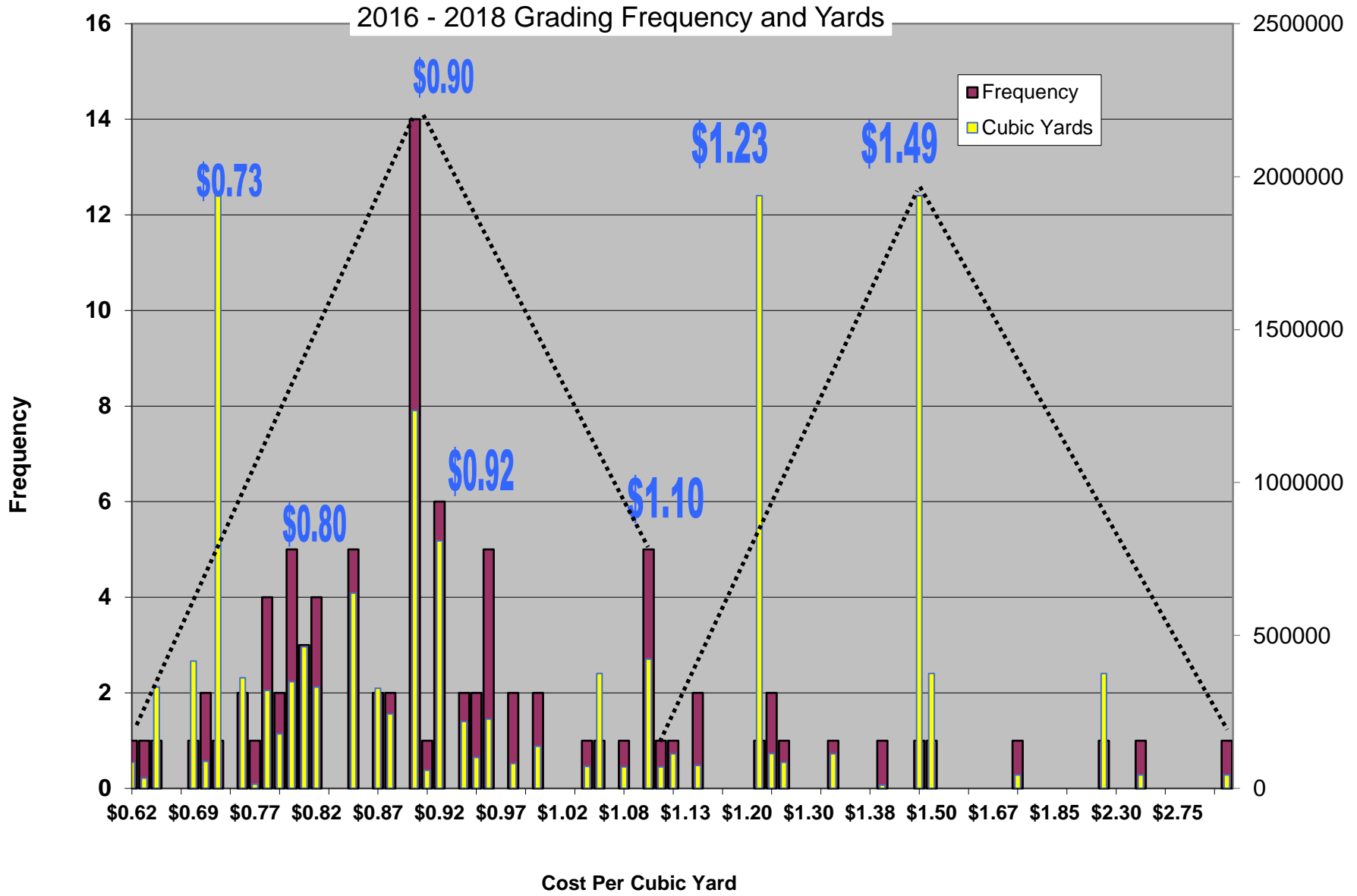
3 Year Average of 3 Lowest Bids

Unit Cost	Total Grading Costs for 2016 - 2018						Combined Total CY	Combined Freq	
	2016 Total CY	2016 Freq	2017 CY	2017 Freq	2018 CY	2018 Freq			
\$0.40							0	0	\$0
\$0.48							0	0	\$0
\$0.50							0	0	\$0
\$0.62	86,000	1					86,000	1	\$53,320
\$0.66	34,000	1					34,000	1	\$22,440
\$0.65			331,473	1			331,473	1	\$215,457
\$0.67							0	0	\$0
\$0.68							0	0	\$0
\$0.69	416,000	1					416,000	1	\$287,040
\$0.70			88,127	2			88,127	2	\$61,689
\$0.73					1,937,857	1	1,937,857	1	\$1,414,636
\$0.74							0	0	\$0
\$0.75			361,809	2			361,809	2	\$271,357
\$0.77	13,982	1					13,982	1	\$10,766
\$0.78			187,200	2	132,700	2	319,900	4	\$249,522
\$0.79	34,000	1	144,500	1			178,500	2	\$141,015
\$0.80	128,124	1	88,127	2	132,700	2	348,951	5	\$279,161
\$0.81	131,608	2	331,473	1			463,081	3	\$375,096
\$0.82	45,293	1	286,175	3			331,468	4	\$271,804
\$0.83							0	0	\$0
\$0.84							0	0	\$541,884
\$0.85	509,000	3			129,261	2	638,261	5	\$541,884
\$0.86							0	0	\$0
\$0.87	183,000	1	144,500	1			327,500	2	\$284,925
\$0.88			243,475	2			243,475	2	\$214,258
\$0.89							0	0	\$0
\$0.90	668,662	7	459,065	5	107,680	2	1,235,407	14	\$1,110,631
\$0.91					59,000	1	59,000	1	\$53,690
\$0.92	630,124	3	178,700	3			808,824	6	\$744,118
\$0.93							0	0	\$0
\$0.94	86,000	1	132,500	1			218,500	2	\$205,390
\$0.95	72,000	1			29,000	1	101,000	2	\$95,950
\$0.96	13,982	1			212,900	4	226,882	5	\$217,807
\$0.97							0	0	\$0
\$0.98	81,246	2					81,246	2	\$79,621
\$0.99							0	0	\$0
\$1.00			57,791	1	80,061	1	137,852	2	\$137,852
\$1.01							0	0	\$0
\$1.02							0	0	\$0
\$1.03							0	0	\$0
\$1.04	72,000	1					72,000	1	\$74,880
\$1.05	376,000	1					376,000	1	\$394,800
\$1.07							0	0	\$0
\$1.08			70,160	1			70,160	1	\$75,773

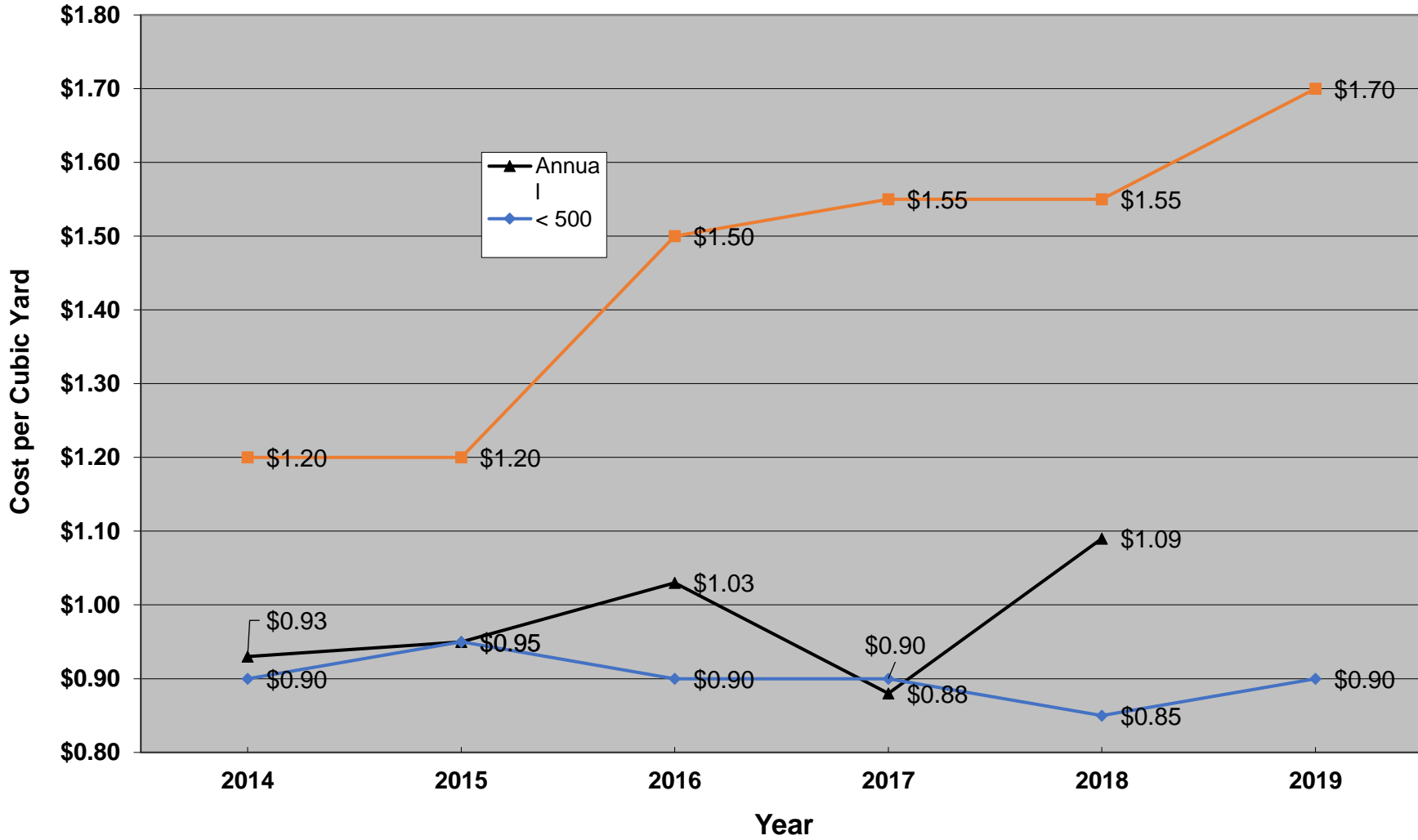
8,989,095 \$0.88

\$1.09						0	0	\$0		
\$1.10	254,000	1	144,231	3	24,180	1	422,411	5	\$464,652	9,062,193 \$0.98
\$1.11			70,160	1			70,160	1	\$77,878	
\$1.12			112,990	1			112,990	1	\$126,549	
\$1.13							0	0	\$0	
\$1.15			51,000	1	24,180	1	75,180	2	\$86,457	
\$1.17							0	0	\$0	
\$1.18							0	0	\$0	
\$1.19							0	0	\$0	
\$1.20							0	0	\$0	
\$1.23					1,937,857	1	1,937,857	1	\$2,383,564	
\$1.25	34,000	1			80,061	1	114,061	2	\$142,576	
\$1.26			85,000	1			85,000	1	\$107,100	
\$1.27							0	0	\$0	
\$1.30							0	0	\$0	
\$1.31							0	0	\$0	
\$1.34			112,990	1			112,990	1	\$151,407	
\$1.35							0	0	\$0	
\$1.37							0	0	\$0	
\$1.38							0	0	\$0	
\$1.40			10,761	1			10,761	1	\$15,065	
\$1.43							0	0	\$0	
\$1.45							0	0	\$0	
\$1.49					1,937,857	1	1,937,857	1	\$2,887,407	
\$1.50	376,000	1					376,000	1	\$564,000	
\$1.55							0	0	\$0	
\$1.60							0	0	\$0	
\$1.62							0	0	\$0	
\$1.66							0	0	\$0	
\$1.67							0	0	\$0	
\$1.70							0	0	\$0	
\$1.75					44,000	1	44,000	1	\$77,000	
\$1.80							0	0	\$0	
\$1.83							0	0	\$0	
\$1.85							0	0	\$0	
\$1.95							0	0	\$0	
\$2.00							0	0	\$0	
\$2.24							0	0	\$0	
\$2.25	376,000	1					376,000	1	\$846,000	5,675,267 \$1.32
\$2.30							0	0	\$0	
\$2.40							0	0	\$0	
\$2.50					44,000	1	44,000	1	\$110,000	5,226,696 \$1.43
\$2.70							0	0	\$0	
\$2.72							0	0	\$0	
\$2.75							0	0	\$0	
\$2.95							0	0	\$0	
\$3.00							0	0	\$0	
\$3.24							0	0	\$0	
\$3.25					44,000	1	44,000	1	\$143,000	5,082,526 \$1.72

Graph of 3-year Grading by Frequency and Yardage

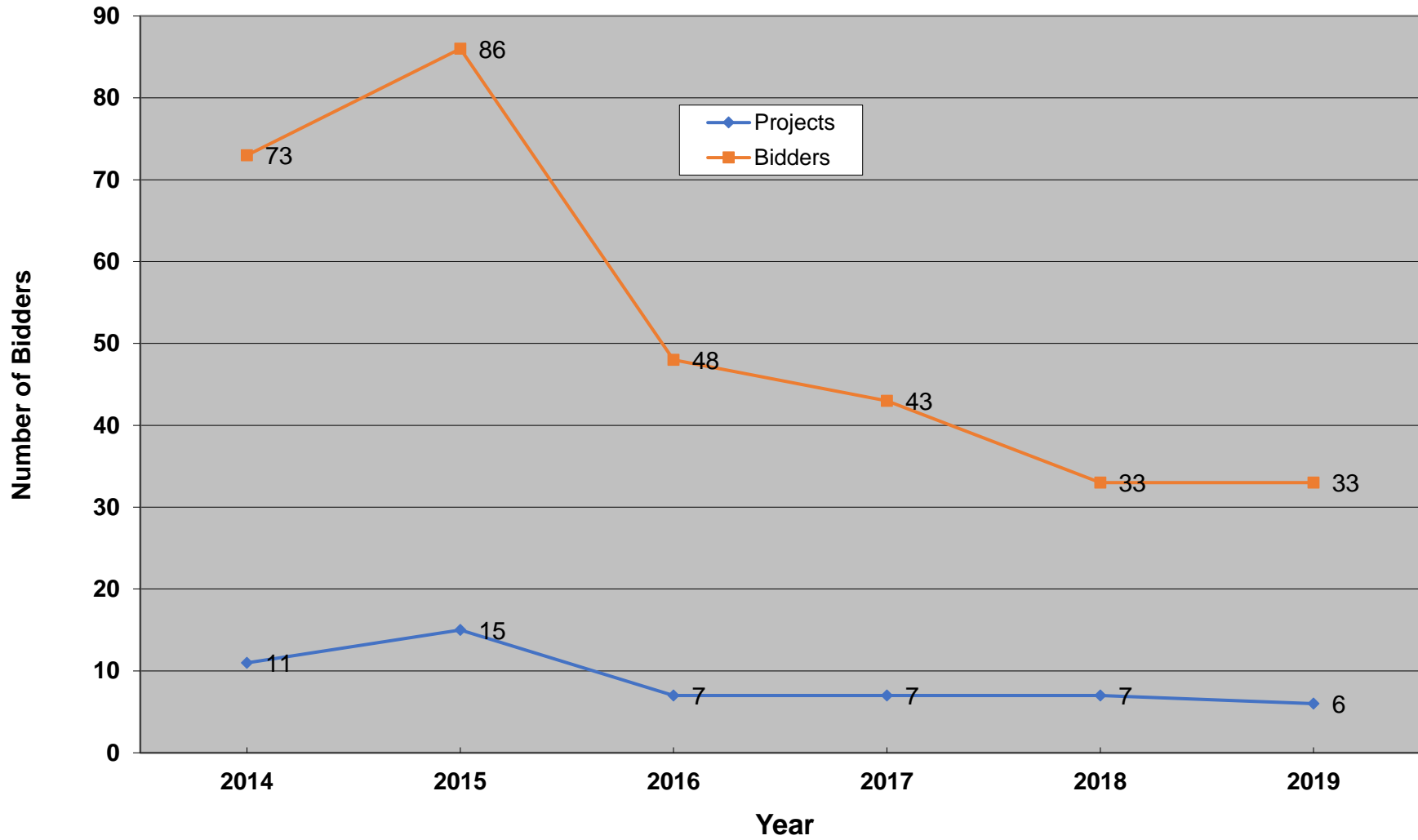


**Annual Average Grading Cost
Compared to 3-Year Average Grading Bond Rates**



No of Bidder Trend

Number of Grading Projects vs Bidders



2015 AML Reclamation Grading Costs - 3 Lowest Project Bids

Reclamation Project	Task	QUANTITIES Cubic Yards	Winning Bid		Next Lowest Project Bid		Third Lowest Project Bid	
			UNIT PRICE Cost per CY	TOTAL Low Project Bid	UNIT PRICE Cost per CY	TOTAL 2nd Project Bid	UNIT PRICE Cost per CY	TOTAL 3rd Project Bid
OSM 10(1482)101.1	Grading	206,350	\$0.80	\$165,080.00	\$0.89	\$183,651.50	\$0.90	\$185,715.00
OSM 10(3794)101.1	Grading	34,000	\$0.90	\$30,600.00	\$1.00	\$34,000.00	\$1.00	\$34,000.00
OSM 11(0824)101.1	Grading	339,751	\$0.75	\$254,813.25	\$0.88	\$298,980.88	\$0.80	\$271,800.80
OSM 40(3211)101.1	A. Grading							
Hazleton Airport	1. Grading Areas #1 & #2	280,475	\$1.60	\$448,760.00	\$2.00	\$560,950.00	\$0.90	\$252,427.50
	2. Grading Area #2 Rock Ripped	50,000	\$0.95	\$47,500.00	\$2.00	\$100,000.00	\$1.70	\$85,000.00
	3. Grading Area #3 to Area #2	470,500	\$2.70	\$1,270,350.00	\$4.00	\$1,882,000.00	\$3.92	\$1,844,360.00
	4. Grading Area #4 to Area #2	351,000	\$3.24	\$1,137,240.00	\$1.50	\$526,500.00	\$3.92	\$1,375,920.00
	5. Grading within Areas #3 & #4	1,500	\$0.80	\$1,200.00	\$15.00	\$22,500.00	\$1.67	\$2,505.00
OSM 18(3875)101.1	Grading	86,688	\$0.98	\$86,914.24	\$0.94	\$83,366.72	\$1.10	\$97,556.80
OSM 40(1630)101.1	Grading							
St Vladimir	A) Grading Area A to Stockpile A	12,000	\$2.50	\$30,000.00	\$3.00	\$36,000.00	\$2.10	\$25,200.00
	B) Grading Area A to Site Disposal Area	50,000	\$2.50	\$125,000.00	\$2.40	\$120,000.00	\$2.10	\$105,000.00
	C) Grading Area B to Stockpile B	8,300	\$2.50	\$20,750.00	\$2.55	\$21,165.00	\$2.10	\$17,430.00
	D) Stockpile A to Grading Area A	12,000	\$2.50	\$30,000.00	\$1.90	\$22,800.00	\$2.10	\$25,200.00
	E) Stockpile B to Grading Area A	8,300	\$2.50	\$20,750.00	\$1.90	\$15,770.00	\$2.10	\$17,430.00
	F) Grading Area C to Site Disposal Area	100	\$2.50	\$250.00	\$2.40	\$240.00	\$3.00	\$300.00

	G) Grading Area D to Site Disposal Area	200	\$2.50	\$500.00	\$2.40	\$480.00	\$3.00	\$600.00
	H) Grading Area E to Site Disposal Area	1,210	\$2.50	\$3,025.00	\$2.40	\$2,904.00	\$3.00	\$3,630.00
OSM 59(1904)101.1	Grading							
	(A) Grading Area A	71,724	\$0.87	\$62,399.88	\$1.00	\$71,724.00	\$0.92	\$65,986.08
	(B) Grading Area B	58,787	\$1.05	\$61,726.35	\$0.94	\$55,259.78	\$1.01	\$59,374.87
	(C) Grading Area C	65,133	\$0.75	\$48,849.75	\$1.00	\$65,133.00	\$0.94	\$61,225.02
	(D) Grading Area D	90,411	\$1.02	\$92,219.22	\$0.90	\$81,369.90	\$0.94	\$84,986.34
OSM 14(4572)101.1	Grading	797,760	\$0.69	\$550,454.40	\$0.90	\$717,984.00	\$0.77	\$614,275.20
OSM 59(1917,6658)101.1	(A) Grading Area A	9,200	\$0.69	\$6,348.00	\$0.88	\$8,096.00	\$1.45	\$13,340.00
	(B) Grading Area B	582,800	\$0.69	\$402,132.00	\$1.02	\$594,456.00	\$0.92	\$536,176.00
OSM 07(4339)103.1	Grading	294,500	\$1.18	\$347,510.00	\$0.90	\$265,050.00	\$1.03	\$303,335.00
OSM 56(1489)102.1	Grading	78,500	\$1.07	\$83,995.00	\$0.67	\$52,595.00	\$0.98	\$76,930.00

15

		3,047,579	\$0.89	\$2,720,486.09	\$1.06	\$3,231,100.78	\$0.91	\$2,769,817.61
	Haul >500 Ft in Red	913,610	\$2.89	\$2,637,865.00	\$2.88	\$2,627,859.00	\$3.74	\$3,415,070.00
							\$0.95	\$2,907,134.83
							\$3.17	\$2,893,598.00