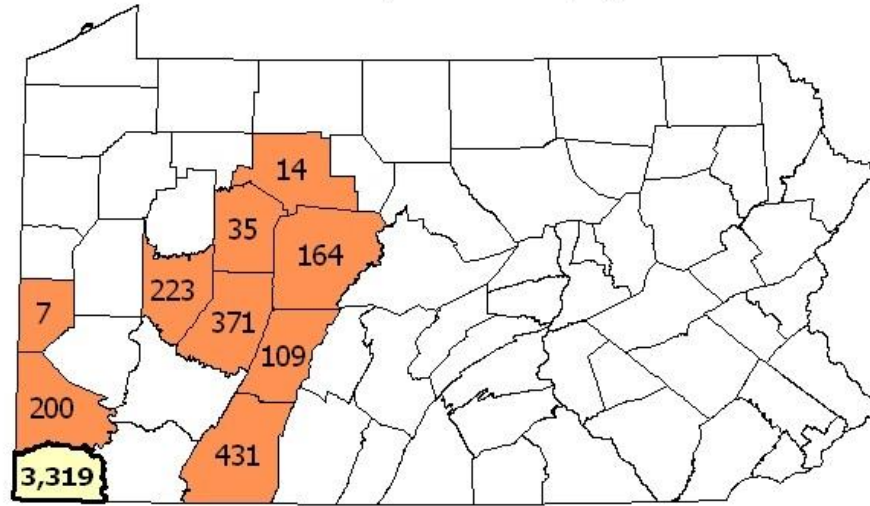


**2009 BITUMINOUS EMPLOYEES AND PRODUCTION TONNAGE
SUMMARY BY COUNTY**

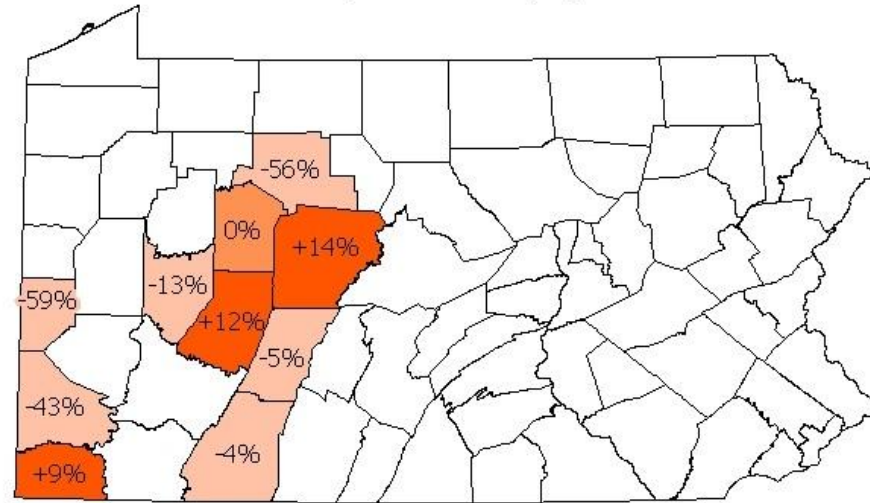
County	Underground Mine Employees	Surface Mine Employees	Coal Refuse Site Employees	TOTAL EMPLOYEES	Underground Mine Production	Surface Mine Production	Coal Refuse Site Production	TOTAL PRODUCTION (tons)
Allegheny	0	42	12	54	0	205,976	846,072	1,052,048
Armstrong	223	107	0	330	2,167,340	1,153,106	0	3,320,446
Beaver	7	0	0	7	25,797	0	0	25,797
Bedford	0	6	0	6	0	26,385	0	26,385
Blair	0	1	0	1	0	1,137	0	1,137
Butler	0	35	2	37	0	207,072	3,780	210,852
Cambria	109	31	17	157	680,226	358,680	293,069	1,331,975
Cameron	0	8	0	8	0	9,631	0	9,631
Centre	0	19	1	20	0	43,086	0	43,086
Clarion	0	155	0	155	0	537,327	0	537,327
Clearfield	164	473	0	637	1,449,387	1,928,686	0	3,378,073
Elk	14	50	0	64	102,616	278,811	0	381,427
Fayette	0	57	11	68	0	194,515	0	194,515
Greene	3,319	10	0	3,329	38,325,621	433,466	0	38,759,087
Indiana	371	77	16	464	3,179,900	525,135	736,086	4,441,121
Jefferson	35	76	0	111	138,607	288,276	0	426,883
Lycoming	0	72	0	72	0	244,565	0	244,565
Mercer	0	12	0	12	0	24,511	0	24,511

Somerset	431	263	2	696	1,919,707	1,670,863	134,604	3,725,174
Tioga	0	9	0	9	0	1,481	0	1,481
Venango	0	7	0	7	0	86,000	0	86,000
Washington	200	88	0	288	514,047	492,050	0	1,006,097
Westmoreland	0	64	3	64	0	802,676	0	802,676
REGION TOTALS	4,873	1,663	61	6,597	48,503,248	9,513,435	2,013,611	60,030,294

Bituminous Underground Mine Employees in 2009



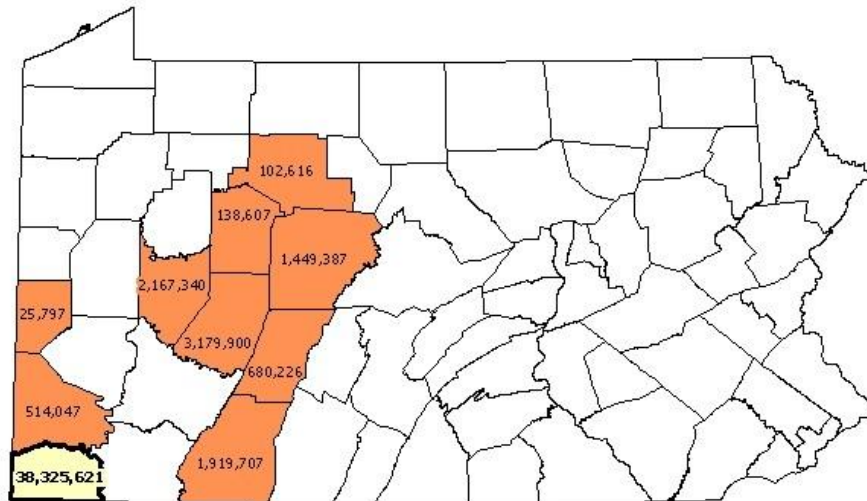
Bituminous Underground Mine Employees in 2009



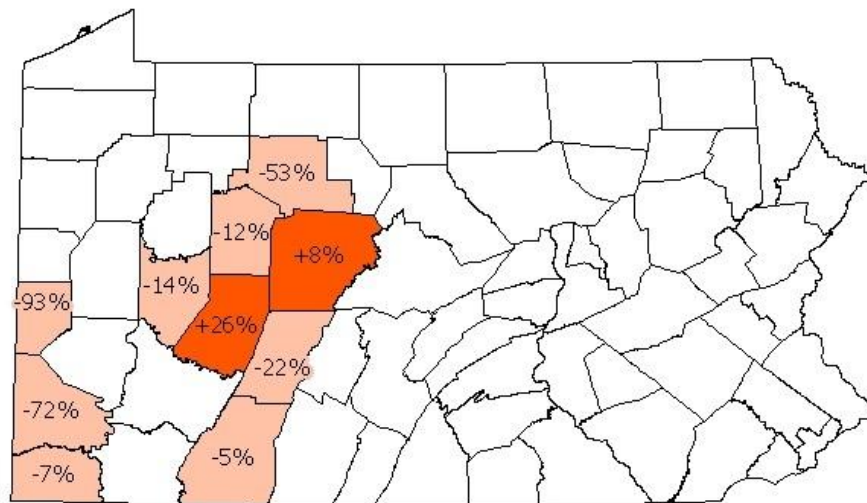
Change From Last Year

Decrease No Change Increase No Activity

Bituminous Underground Mine Tonnages Reported in 2009



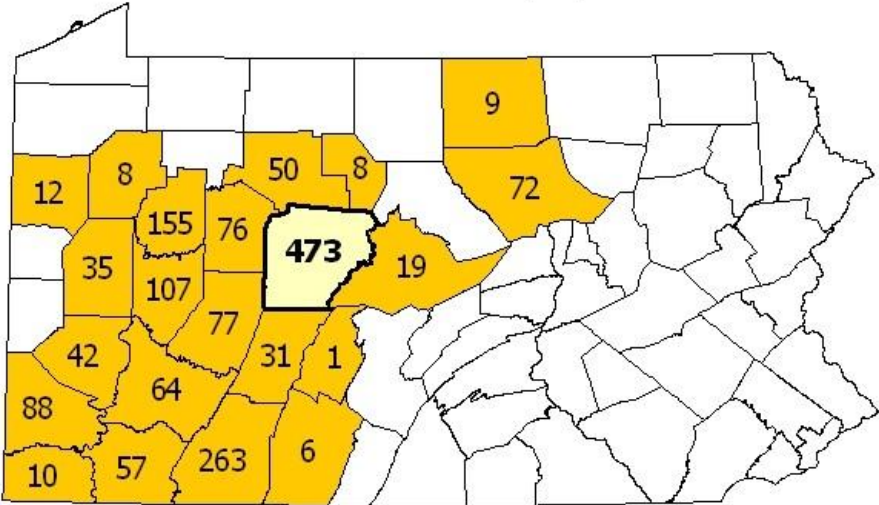
Bituminous Underground Mine Tonnages Reported in 2009



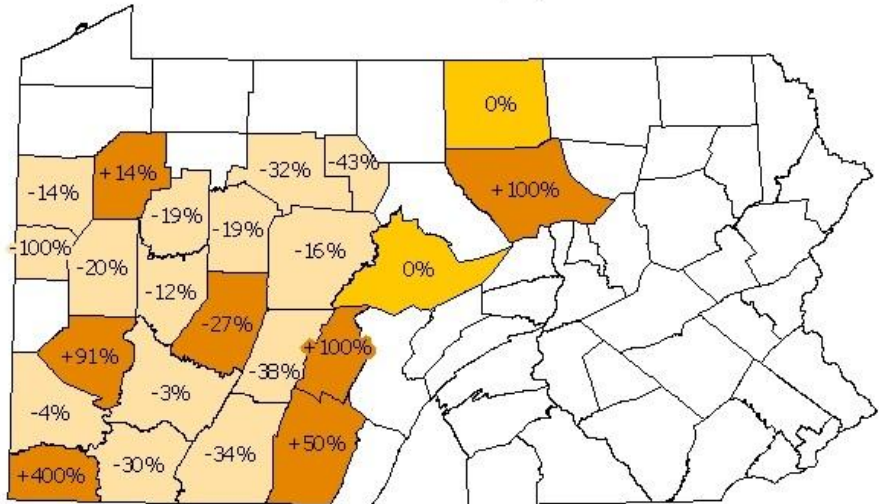
Change From Last Year

Decrease Increase No Activity

Bituminous Surface Mine Employees in 2009

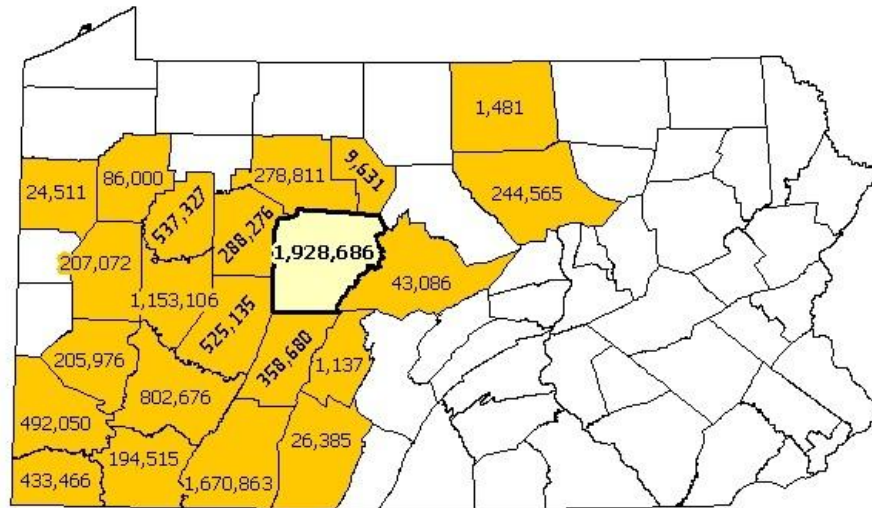


Bituminous Surface Mine Employees in 2009

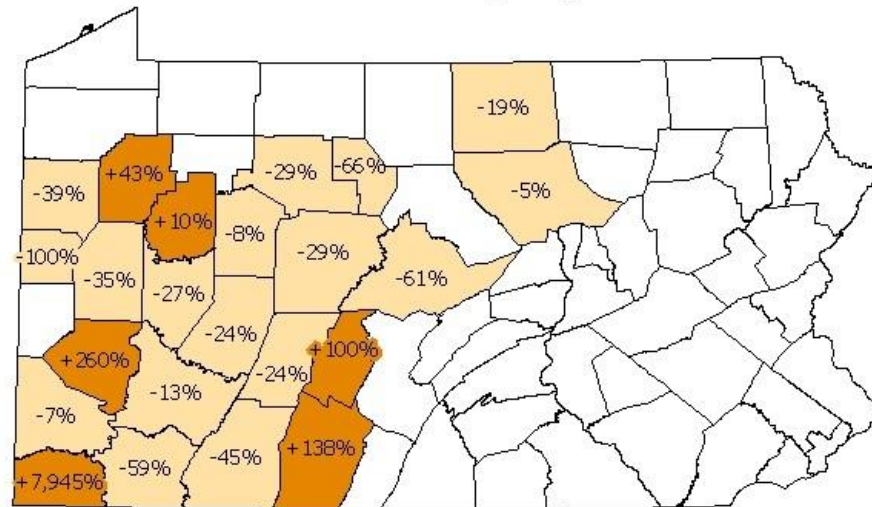


Change From Last Year
 Decrease No Change Increase No Activity

Bituminous Surface Mine Tonnages Reported in 2009



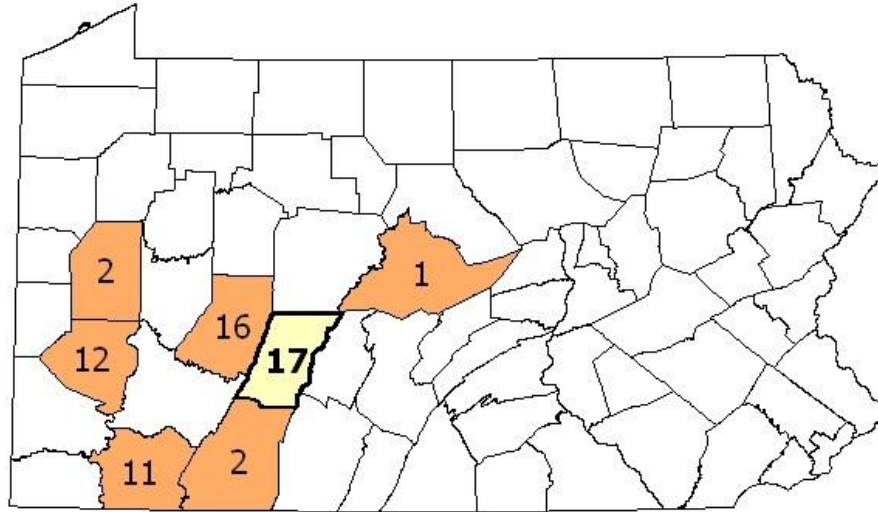
Bituminous Surface Mine Tonnages Reported in 2009



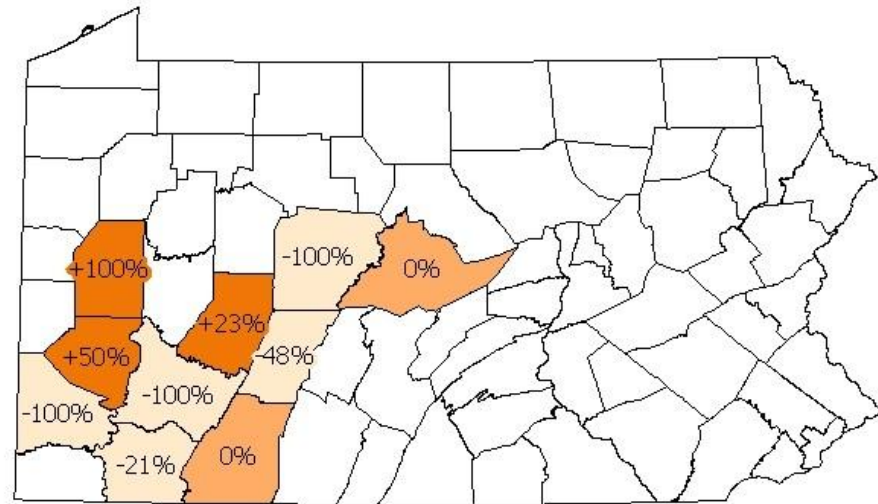
Change From Last Year

Decrease Increase No Activity

Bituminous Coal Refuse Employees in 2009



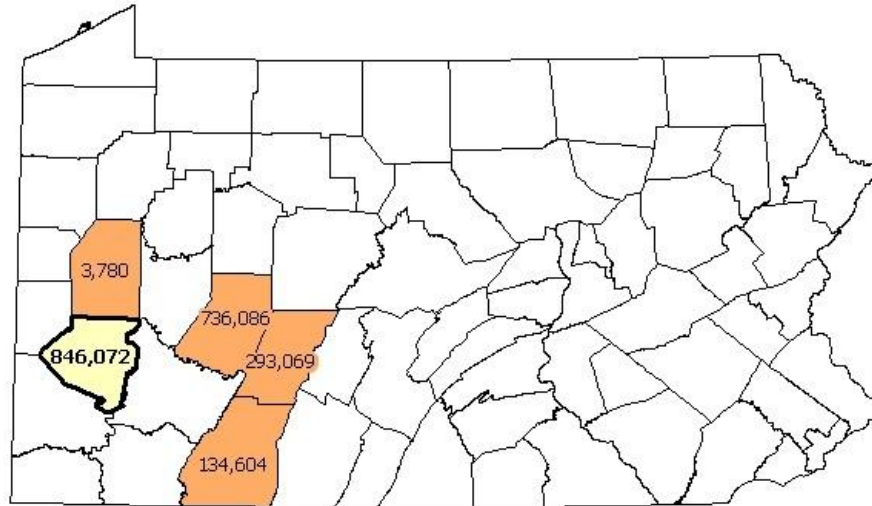
Bituminous Coal Refuse Employees in 2009



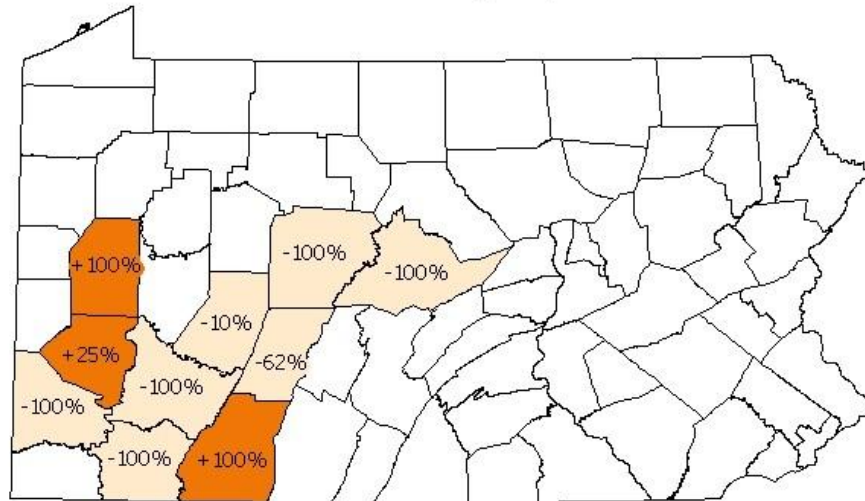
Change From Last Year

Decrease No Change Increase No Activity

Bituminous Coal Refuse Tonnages Reported in 2009



Bituminous Coal Refuse Tonnages Reported in 2009



Change From Last Year

Decrease Increase No Activity