

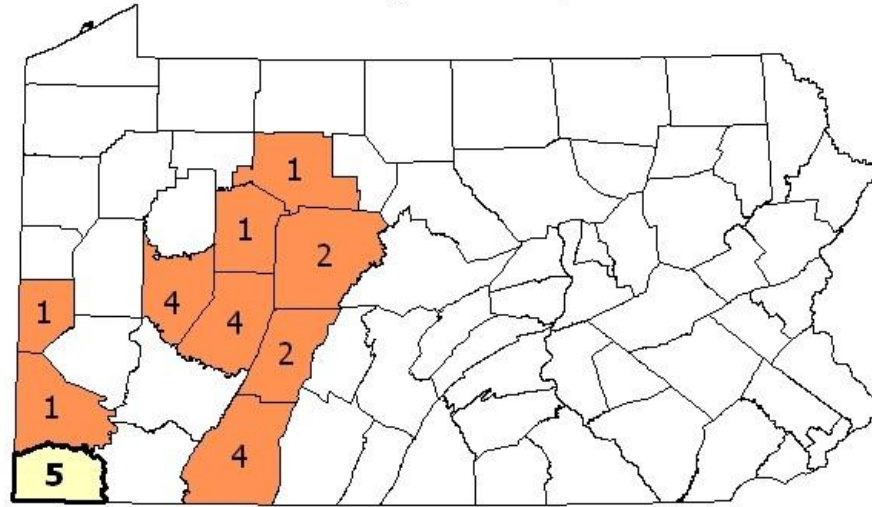
**2008 BITUMINOUS OPERATORS AND PRODUCTION SITES
SUMMARY BY COUNTY**

County	No. of Underground Mine Operators	No. of Surface Mine Operators	No. of Coal Refuse Site Operators	Total Number of Operators	No. of Underground Mines	No. of Surface Mines	No. of Coal Refuse Sites	Total Number of Sites
Allegheny	0	3	2	5	0	3	2	5
Armstrong	4	12	0	16	8	20	0	28
Beaver	1	0	0	1	1	0	0	1
Bedford	0	2	0	2	0	2	0	2
Butler	0	7	0	7	0	7	0	7
Cambria	2	8	6	16	2	14	8	24
Cameron	0	1	0	1	0	2	0	2
Centre	0	4	1	5	0	5	1	6
Clarion	0	7	0	7	0	13	0	13
Clearfield	2	36	2	40	2	110	2	114
Elk	1	4	0	5	1	10	0	11
Fayette	0	15	2	17	0	23	2	25
Greene	5	1	0	6	7	1	0	8
Indiana	4	17	3	24	9	29	4	42
Jefferson	1	13	0	14	1	21	0	22
Lawrence	0	3	0	3	0	4	0	4
Lycoming	0	1	0	1	0	1	0	1
Mercer	0	2	0	2	0	2	0	2
Somerset	4	18	1	23	7	52	1	62
Tioga	0	1	0	1	0	1	0	1
Venango	0	3	0	3	0	4	0	4
Washington	1	4	2	7	1	6	2	9

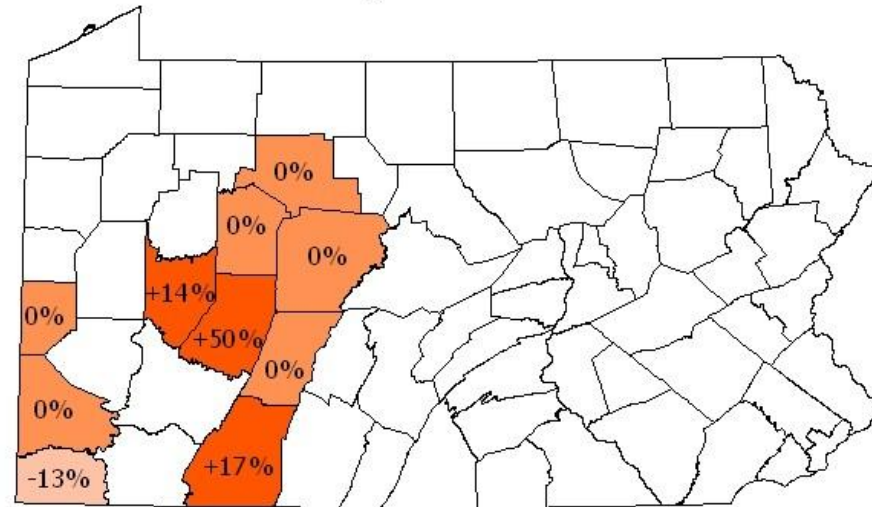
Westmoreland	0	9	1	10	0	15	1	16
REGION TOTALS	15*	129*	17*	157*	39	347	23	409

*Because some companies operate in more than one county, this figure does not equal the sum of the individual county totals.

Bituminous Underground Mine Operators in 2008



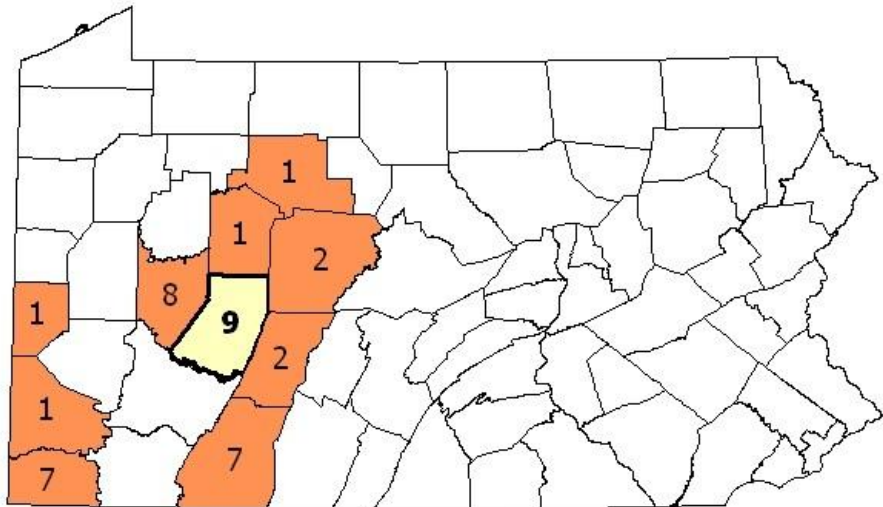
Bituminous Underground Mines Active in 2008



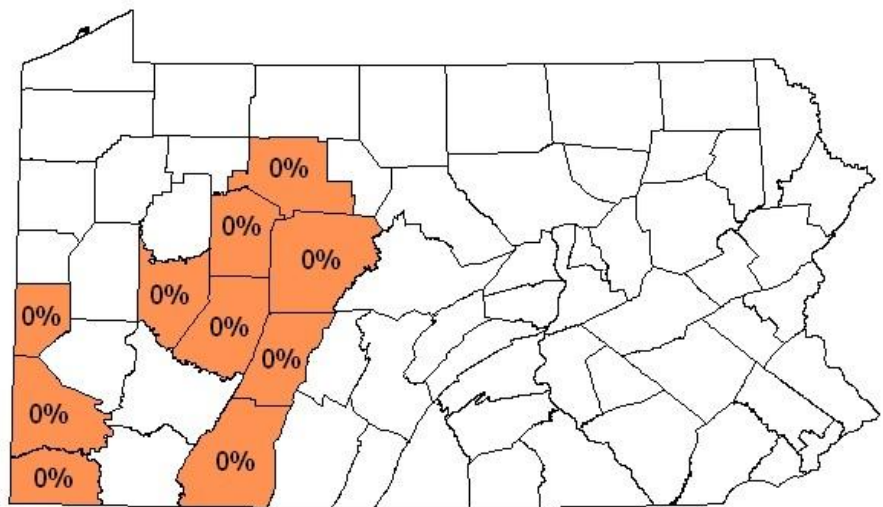
Change From Last Year

Decrease
 No Change
 Increase
 No Activity

Bituminous Underground Mines Active in 2008

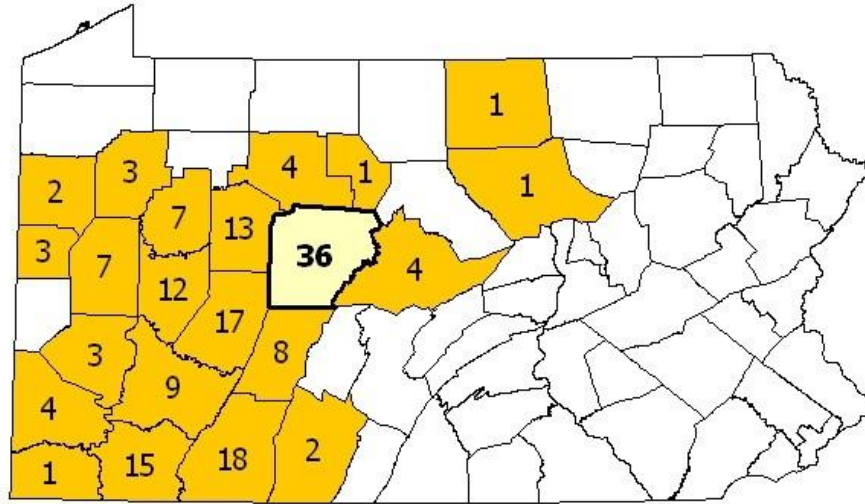


Bituminous Underground Mine Operators in 2008

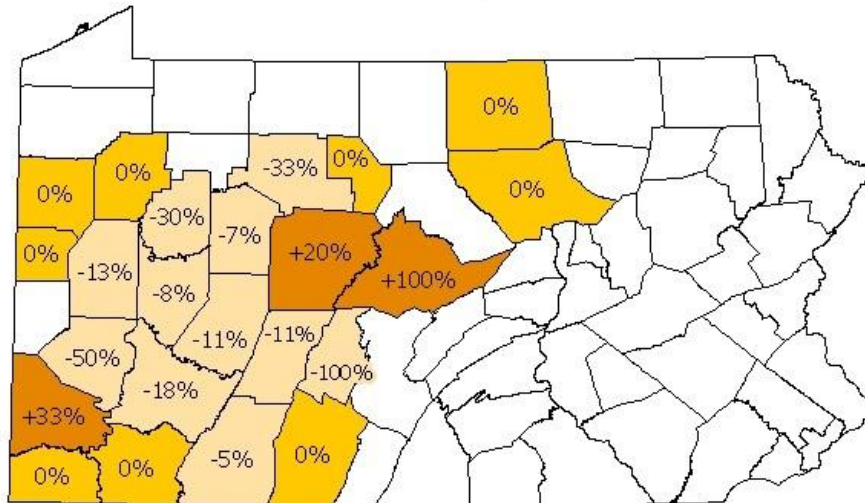


Change From Last Year
No Change No Activity

Bituminous Surface Mine Operators in 2008



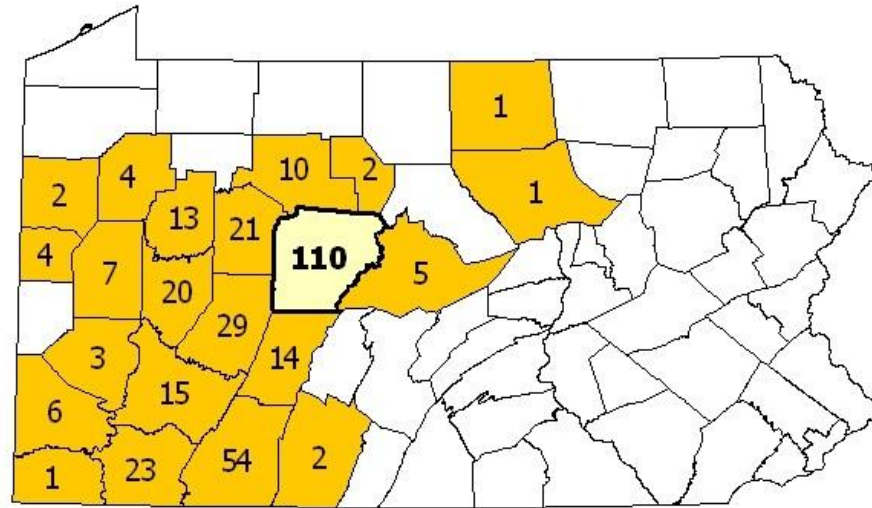
Bituminous Surface Mine Operators in 2008



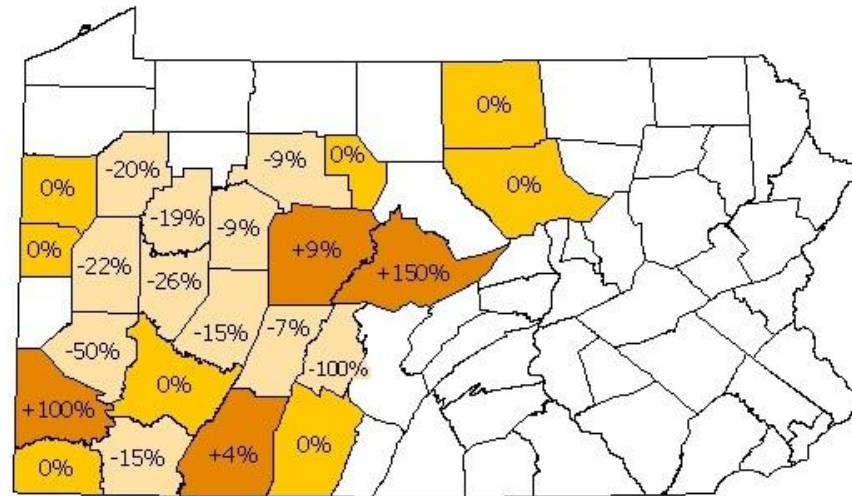
Change From Last Year

Decrease
 No Change
 Increase
 No Activity

Bituminous Surface Mines Active in 2008



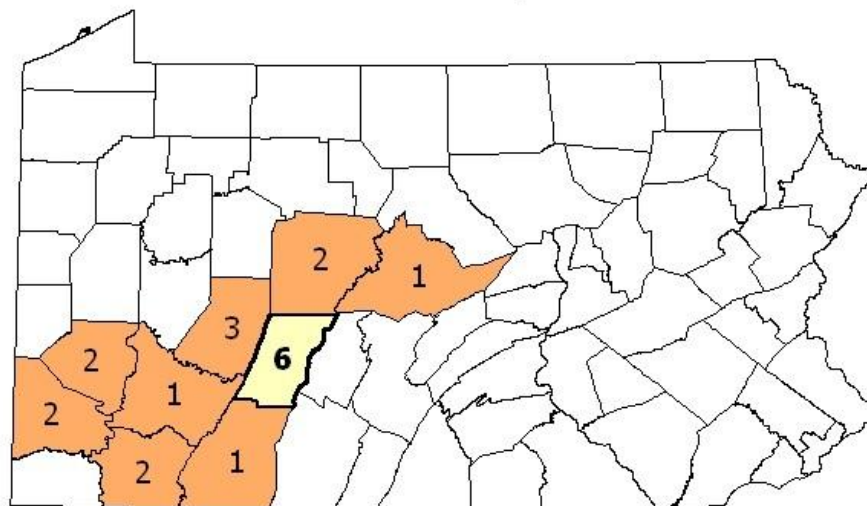
Bituminous Surface Mines Active in 2008



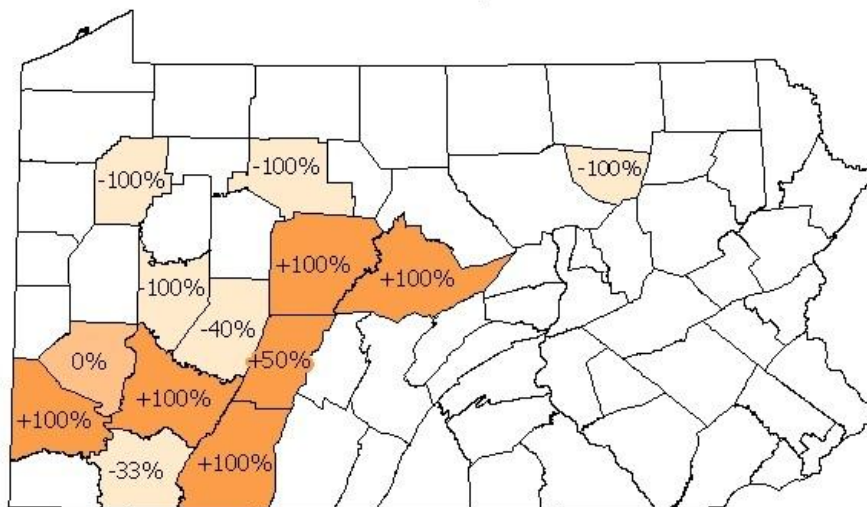
Change From Last Year

Decrease
 No Change
 Increase
 No Activity

Bituminous Coal Refuse Operators in 2008



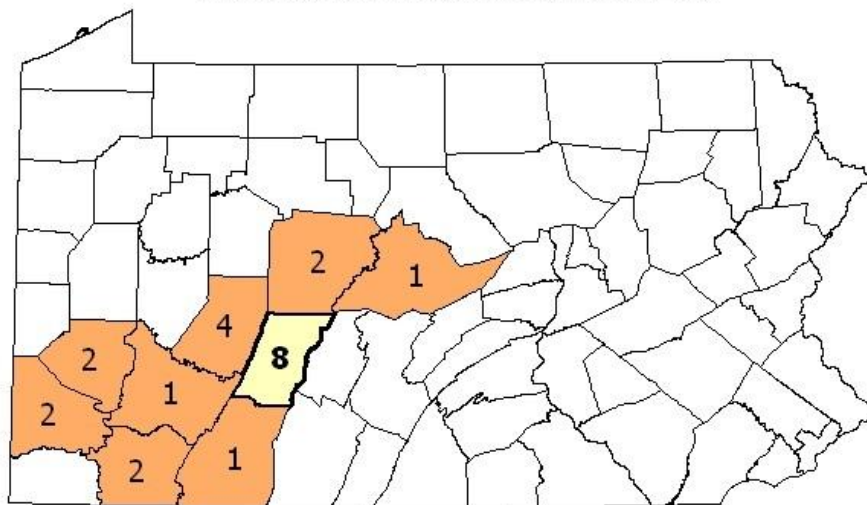
Bituminous Coal Refuse Operators in 2008



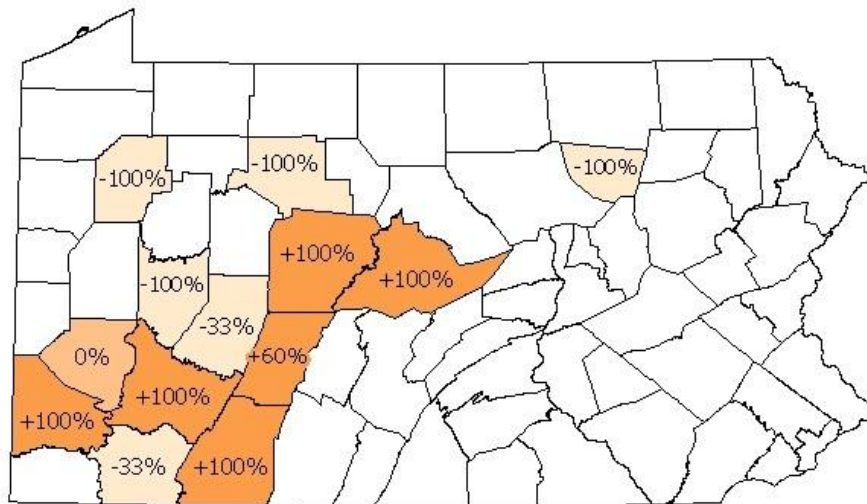
Change From Last Year

Decrease
 No Change
 Increase
 No Activity

Bituminous Coal Refuse Sites Active in 2008



Bituminous Coal Refuse Sites Active in 2008



Change From Last Year

Decrease No Change Increase No Activity