

**2008 BITUMINOUS COAL REFUSE SITES REPORTING PRODUCTION
LISTED BY COUNTY**

Allegheny County								
Company	Permit	Site Name	Surface Permit Acres	Total Tons Production	Number of Employees	Hours Worked	Accidents	
							Fatal	Non-Fatal
Minerals Tech Inc	02860201	Harmar Site	168.3	70,095	3	9,042	0	0
Robindale Energy Svc Inc	02020201	Renton Pile	157.8	606,679	5	12,975	0	0
Allegheny County Total	2		326.1	676,774	8	22,017	0	0

Cambria County								
Company	Permit	Site Name	Surface Permit Acres	Total Tons Production	Number of Employees	Hours Worked	Accidents	
							Fatal	Non-Fatal
Ebensburg Power Co	11880201	Revloc Refuse Site	29.8	0	2	4,054	0	0
Ebensburg Power Co	11020202	Nanty Glo West Refuse Site	41.4	177,864	6	11,808	0	2
Ebensburg Power Co	11070202	Nanty Glo East Refuse Site	83.1	0	2	1,841	0	0
Fuel Recovery Inc	11860701	Sonman Refuse	81.0	199,069	2	1,336	0	0
KB Coal Inc	11-07-02	Storm GFCC	16.1	2,749	2	1,626	0	0
Maple Coal Co	11900201	Colver Site	134.2	303,117	14	32,121	0	0

Ridge Energy Co	11070203	Marstellar Refuse Pile	35.0	83,377	3	5,780	0	0
RNS Svc Inc	11890701	RNS No 20 Refuse Site		0	2	1,289	0	0
Cambria County Total	8		420.6	766,176	33	59,855	0	2

Centre County

Company	Permit	Site Name	Surface Permit Acres	Total Tons Production	Number of Employees	Hours Worked	Accidents	
							Fatal	Non-Fatal
CMT Energy Inc	14-05-01	Morgan Operation GFCC	6.5	447	1	403	0	0
Centre County Total	1		6.5	447	1	403	0	0

Clearfield County

Company	Permit	Site Name	Surface Permit Acres	Total Tons Production	Number of Employees	Hours Worked	Accidents	
							Fatal	Non-Fatal
Compass Coal Co Inc	17010102	Camp Run Mine	117.0	53,481	5	11,116	0	1
RES Coal LLC	17851501	Clfd Siding	10.9	0	5	12,837	0	0
Clearfield County Total	2		127.9	53,481	10	23,953	0	1

Fayette County

Company	Permit	Site Name	Surface Permit Acres	Total Tons Production	Number of Employees	Hours Worked	Accidents	
							Fatal	Non-Fatal
Fayette Coal & Coke Inc	26743202	Bute Prep Plt	113.0	0	12	29,154	0	1
Mon River Energy Corp	26950201	Brier Hill Mine	124.5	1,000	2	171	0	0
Fayette County Total	2		237.5	1,000	14	29,325	0	1

Indiana County

Company	Permit	Site Name	Surface Permit Acres	Total Tons Production	Number of Employees	Hours Worked	Accidents	
							Fatal	Non-Fatal
Cambria Reclamation Corp	32950201	Ernest	256.0	734,221	4	11,932	0	0
Gator Coal LP	32-06-01	XRP Reclamation	10.7	9,390	6	3,304	0	0
Robindale Energy Svc Inc	32040202	Charles Refuse Reprocessing	34.5	0	1	228	0	0
Robindale Energy Svc Inc	32-07-05	Ballas Refuse Site GFCC	16.0	71,492	2	2,668	0	0
Indiana County Total	4		317.2	815,103	13	18,132	0	0

Somerset County

Company	Permit	Site Name	Surface Permit Acres	Total Tons Production	Number of Employees	Hours Worked	Accidents	
							Fatal	Non-Fatal
Robindale Energy Svc Inc	56070201	Penn Pocahontas Coal Refuse Reprocessing	23.0	0	2	525	0	0
Somerset County Total	1		23.0	0	2	525	0	0

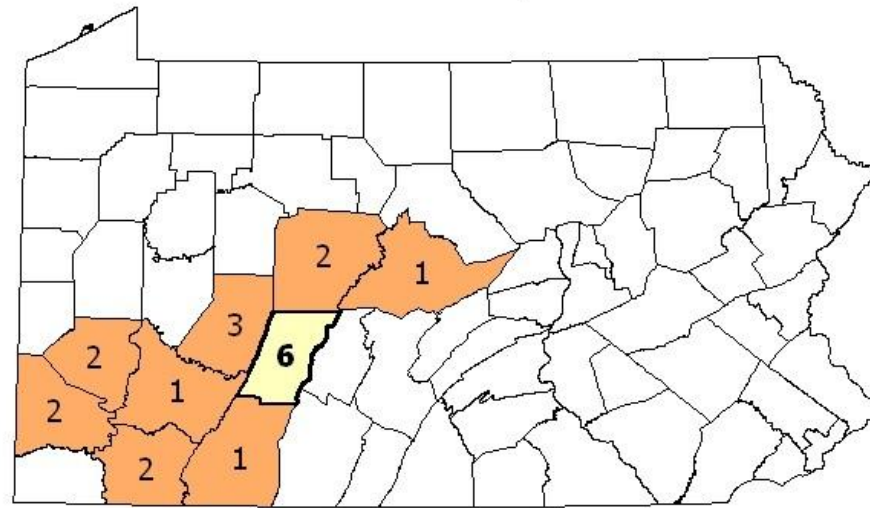
Washington County

Company	Permit	Site Name	Surface Permit Acres	Total Tons Production	Number of Employees	Hours Worked	Accidents	
							Fatal	Non-Fatal
Boca Coal Inc	63070202	Phoenix Reclamation Park	98.9	14,500	3	322	0	0
PA Coal Reclamation Inc	63813210	Hawkins	53.3	10,769	4	4,960	0	0
Washington County Total	2		152.2	25,269	7	5,282	0	0

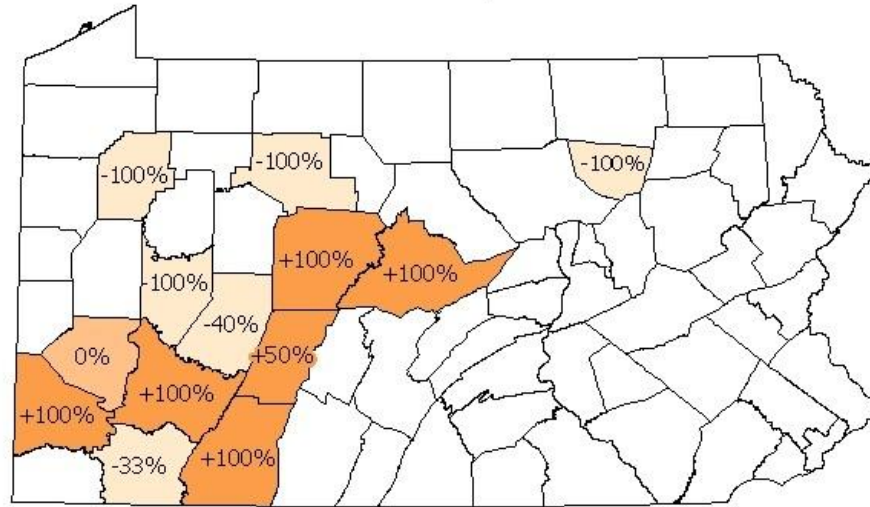
Westmoreland County

Company	Permit	Site Name	Surface Permit Acres	Total Tons Production	Number of Employees	Hours Worked	Accidents	
							Fatal	Non-Fatal
Robindale Energy Svc inc	65-06-02	Whitney GFCC	42.7	34,789	3	4,681	0	0
Westmoreland County Total	1		42.7	34,789	3	4,681	0	0

Bituminous Coal Refuse Operators in 2008



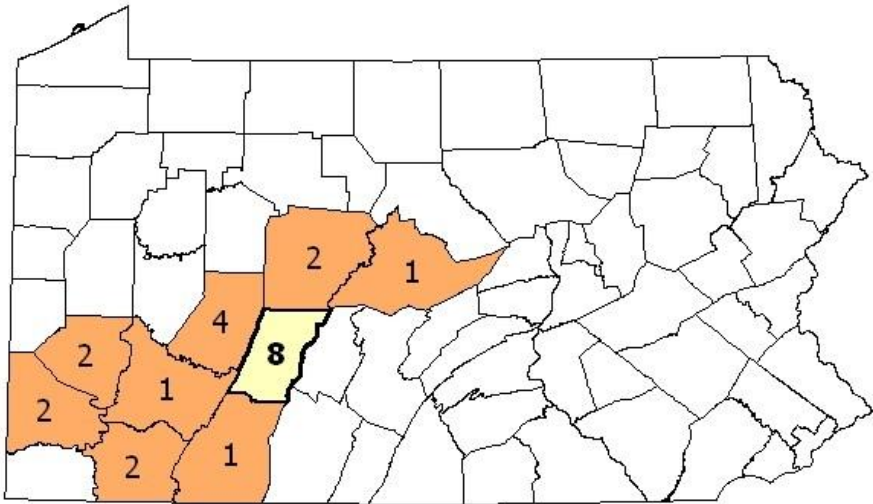
Bituminous Coal Refuse Operators in 2008



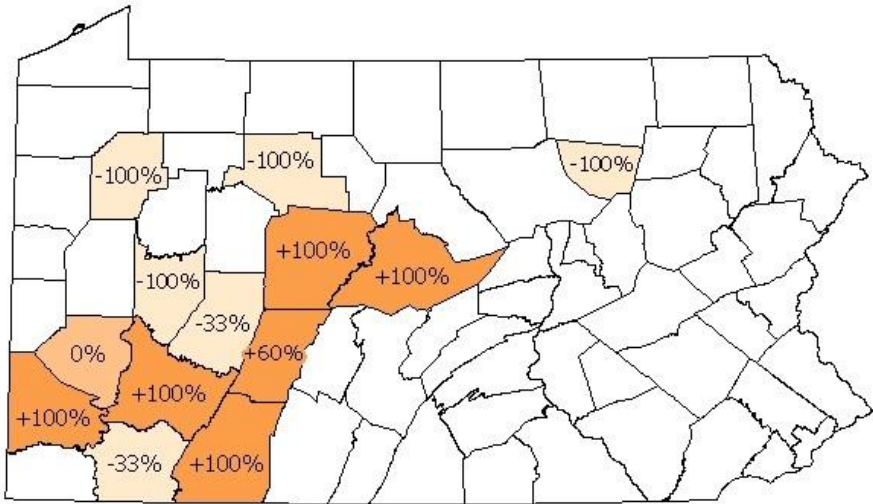
Change From Last Year

Decrease No Change Increase No Activity

Bituminous Coal Refuse Sites Active in 2008

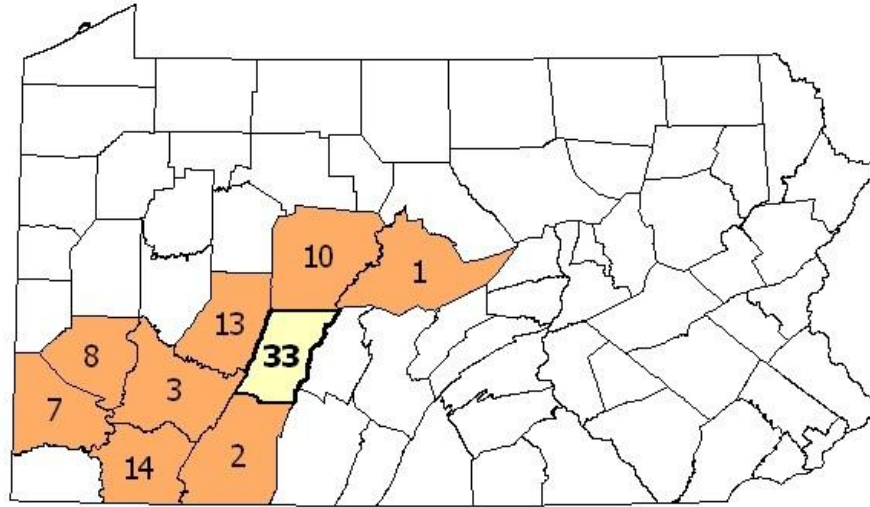


Bituminous Coal Refuse Sites Active in 2008

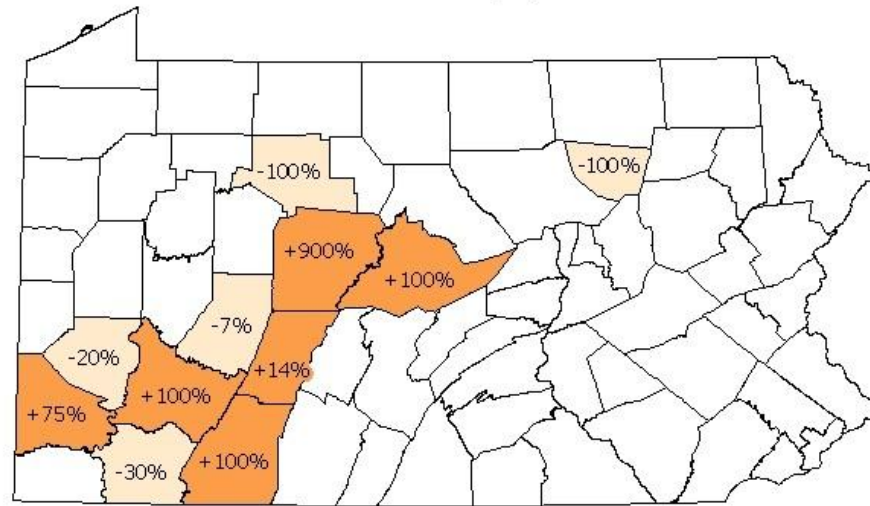


Change From Last Year
 □ Decrease □ No Change □ Increase □ No Activity

Bituminous Coal Refuse Employees in 2008



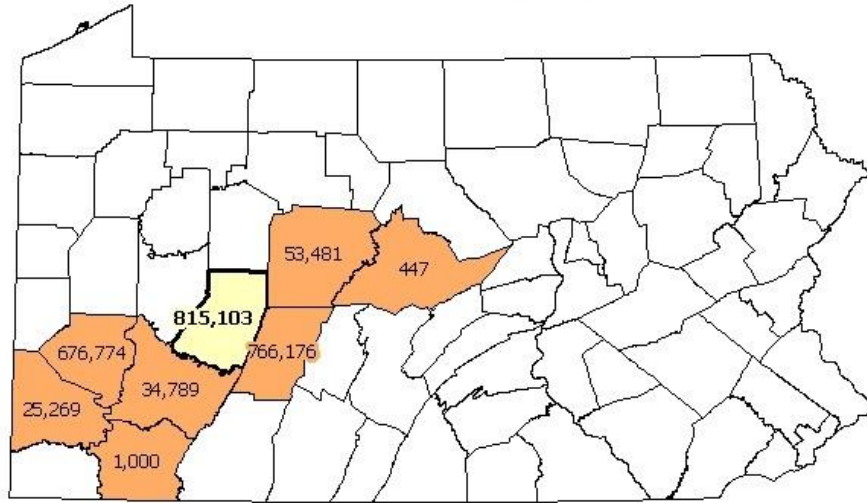
Bituminous Coal Refuse Employees in 2008



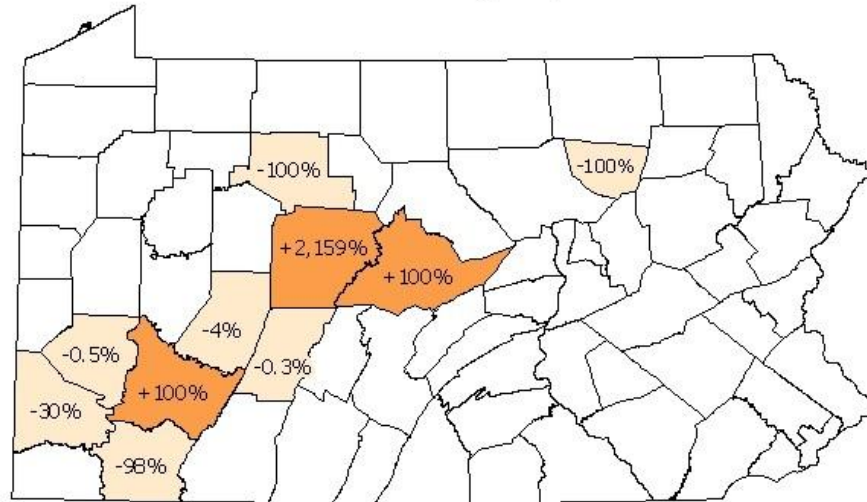
Change From Last Year

Decrease
 Increase
 No Activity

Bituminous Coal Refuse Tonnages Reported in 2008



Bituminous Coal Refuse Tonnages Reported in 2008



Change From Last Year

Decrease Increase No Activity