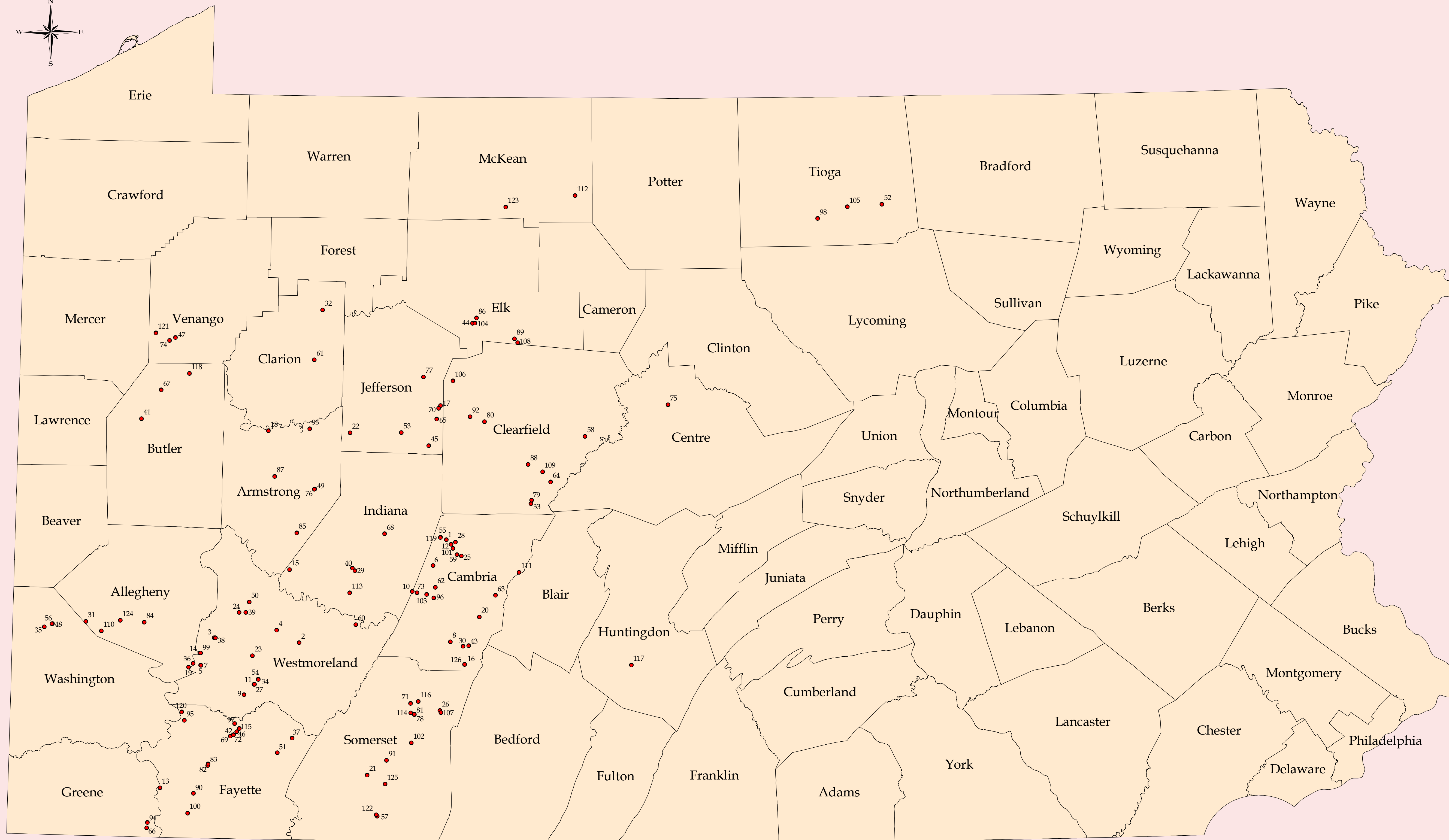
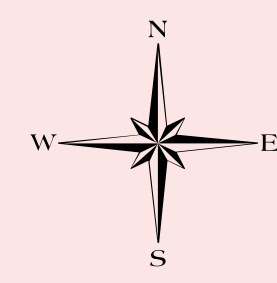


Orphan Mine Discharges of Pennsylvania

Bituminous Coal

Orphan Mine Locations
as of July 2007

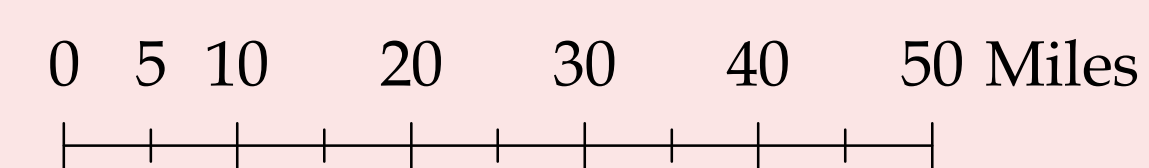


PA2530, Westmoreland County
Measured Flow: 7,500 gallons per minute
pH: 6.0, Total Iron 33.8 mg/l

Discharge Location and Flow

Map Key	AML Site Number	Flow (Gal/Min)	Map Key	AML Site Number	Flow (Gal/Min)
1	PA0826	8000	64	PA0096	309
2	PA2530	7500	65	PA2987	308
3	PA2544	7000	66	PA2776	300
4	PA0436	6000	67	PA0757	300
5	PA2599	4000	68	PA2439	300
6	PA4030	3500	69	PA4078	284
7	PA2599	3000	70	PA1147	283
8	PA2472	3000	71	PA5032-2	281
9	PA0426	2500	72	PA2802	270
10	PA2246	2377	73	PA2464	262
11	PA0915	2372	74	PA1133	258
12	PA0821	2170	75	PA6796	252
13	PA2728	2000	76	PA0759	250
14	PA4499	1778	77	PA2991	231
15	PA4760	1500	78	PA2524	230
16	PA2465	1240	79	PA2569	224
17	PA1147	1200	80	PA1393	222
18	PA2964	1183	81	PA3161	214
19	PA1476	1176	82	PA7825	214
20	PA2623	1170	83	PA7605	214
21	PA0434	1157	84	PA0028	203
22	PA1307	1122	85	PA0306	200
23	PA0425	1000	86	PA0957	200
24	PA2534	1000	87	PA0740	180
25	PA0824	1000	88	PA6432	178
26	PA2520	968	89	PA0512	177
27	PA0915	967	90	PA0661	167
28	PA2814	898	91	PA1547	163
29	PA2402	846	92	PA6890	161
30	PA2494	770	93	PA3331	160
31	PA0453	763	94	PA4688	157
32	PA6211	763	95	PA1525	150
33	PA2947	754	96	PA2452	150
34	PA0931	747	97	PA3274	150
35	PA1571	700	98	PA1894	148
36	PA0911	691	99	PA4499	148
37	PA2769	669	100	PA2743	142
38	PA2543	654	101	PA2469	133
39	PA2535	600	102	PA0781	130
40	PA2415	600	103	PA0819	122
41	PA6492	600	104	PA6134	121
42	PA2802	585	105	PA1891	119
43	PA2491	580	106	PA6166	115
44	PA6133	559	107	PA2520	110
45	PA2992	550	108	PA0512	107
46	PA4073	507	109	PA2571	106
47	PA2812	504	110	PA0441	100
48	PA0657	500	111	PA1115	100
49	PA0739	500	112	PA1414	100
50	PA0907	500	113	PA2405	100
51	PA0430	463	114	PA2524	100
52	PA1905	459	115	PA2784	100
53	PA2922	450	116	PA3179	100
54	PA0931	431	117	PA0826	100
55	PA5019	420	118	PA6598	100
56	PA0657	400	119	PA2813	98
57	PA2512	400	120	PA1821	94
58	PA4536	400	121	PA2906	93
59	PA5019	391	122	PA6058	90
60	PA0237	361	123	PA0683	83
61	PA0997	370	124	PA0966	81
62	PA4374	350	125	PA4084	81
63	PA2724	325	126	PA1490	80

• Bituminous AMD Locations
 Pennsylvania Counties



Bureau of Abandoned Mine Reclamation
 Pennsylvania Department of Environmental Protection