

Storage Tank Advisory Committee

Bureau of Environmental Cleanup and Brownfields
12/03/2025



Membership

- Call to Order, Introductions, Attendance, and Quorum
 - Robert May, Chairperson
- Review and Approval of Meeting Minutes: June 4, 2025
 - Robert May, Chairperson

Membership

- Public Comment
 - Robert May, Chairperson
- STAC Membership List and Updates
 - Randy Martin, Storage Tank Program Manager, Division of Storage Tanks



Pennsylvania
Department of
Environmental Protection

USTIF Update

- Underground Storage Tank Indemnification Fund
 - Benjamin Lorah, Executive Director, Underground Storage Tank Indemnification Fund, Pennsylvania Insurance Department



Pennsylvania
Department of
Environmental Protection

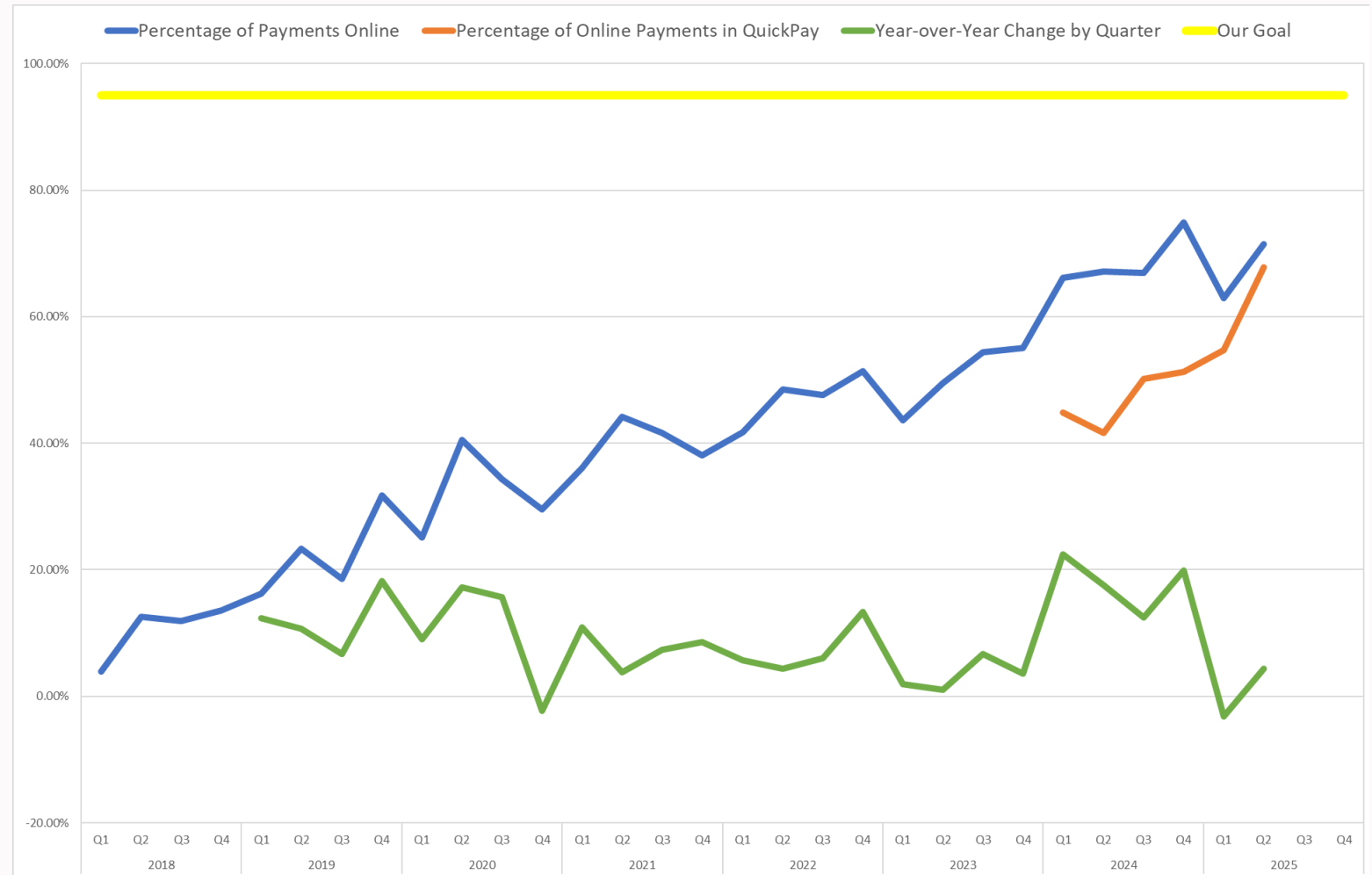
DEP Update

- Program Statistics
 - Randy Martin, Storage Tank Program Manager, Division of Storage Tanks



Program Statistics

- Since January 2025, 66%.1 of all storage tank registration fees were paid online
- Since January 2025, 66.4% of those online payments were made through “Quick Pay”



Online Fee Payments continue to increase quarterly and annually

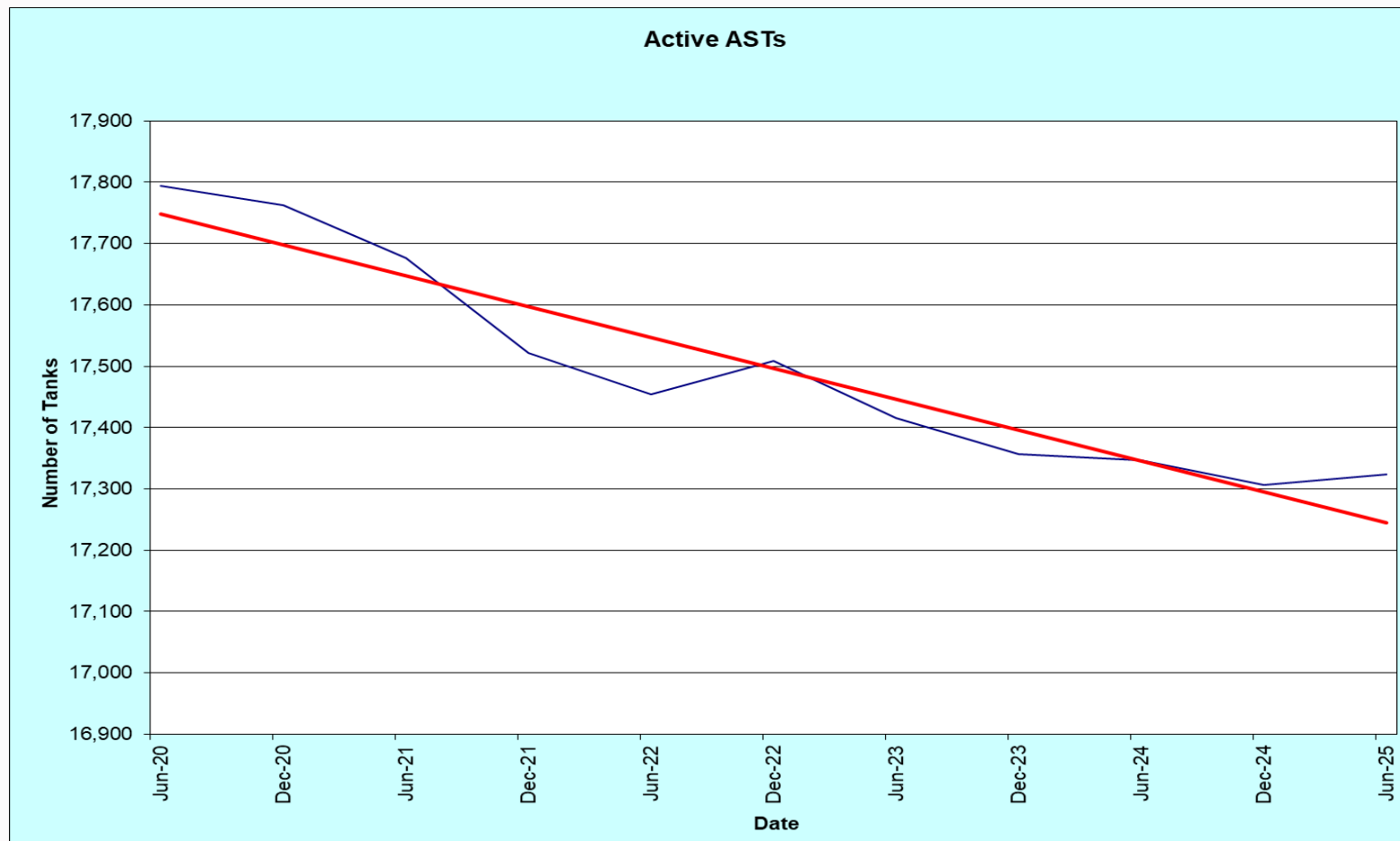
Program Statistics

AST - Active Tanks as of 6-30-2025

Tank Capacity in Gallons	12/31/21	6/30/22	12/31/22	6/30/23	12/31/23	6/30/24	12/31/24	6/30/25	% Change 3 Years	% Change 1 Year
251 to 5,000	8,572	8,586	8,643	8,621	8,653	8,676	8,734	8,764	2.07%	1.01%
5,001 to 50,000	7,322	7,307	7,316	7,276	7,206	7,181	7,104	7,096	-2.89%	-1.18%
50,001 to 500,000	826	805	800	782	768	763	751	747	-7.20%	-2.10%
500,001 to 2,000,000	445	436	436	428	428	426	419	418	-4.13%	-1.88%
2,000,001 and Greater	356	320	313	308	301	300	299	299	-6.56%	-0.33%
Total for ASTs	17,521	17,454	17,508	17,415	17,356	17,346	17,307	17,324	-0.74%	-0.13%



Program Statistics





Pennsylvania
Department of
Environmental Protection

Program Statistics

AST - Active Facilities and Tanks 10-15-2025

Region	Facilities	Tanks
4100 – SERO	1,161	3,588
4200 – NERO	790	2,327
4300 – SCRO	1,400	3,872
4400 – NCRO	518	1,471
4500 – SWRO	1,144	3,660
4600 – NWRO	652	2,436
Statewide Totals	5,665	17,354



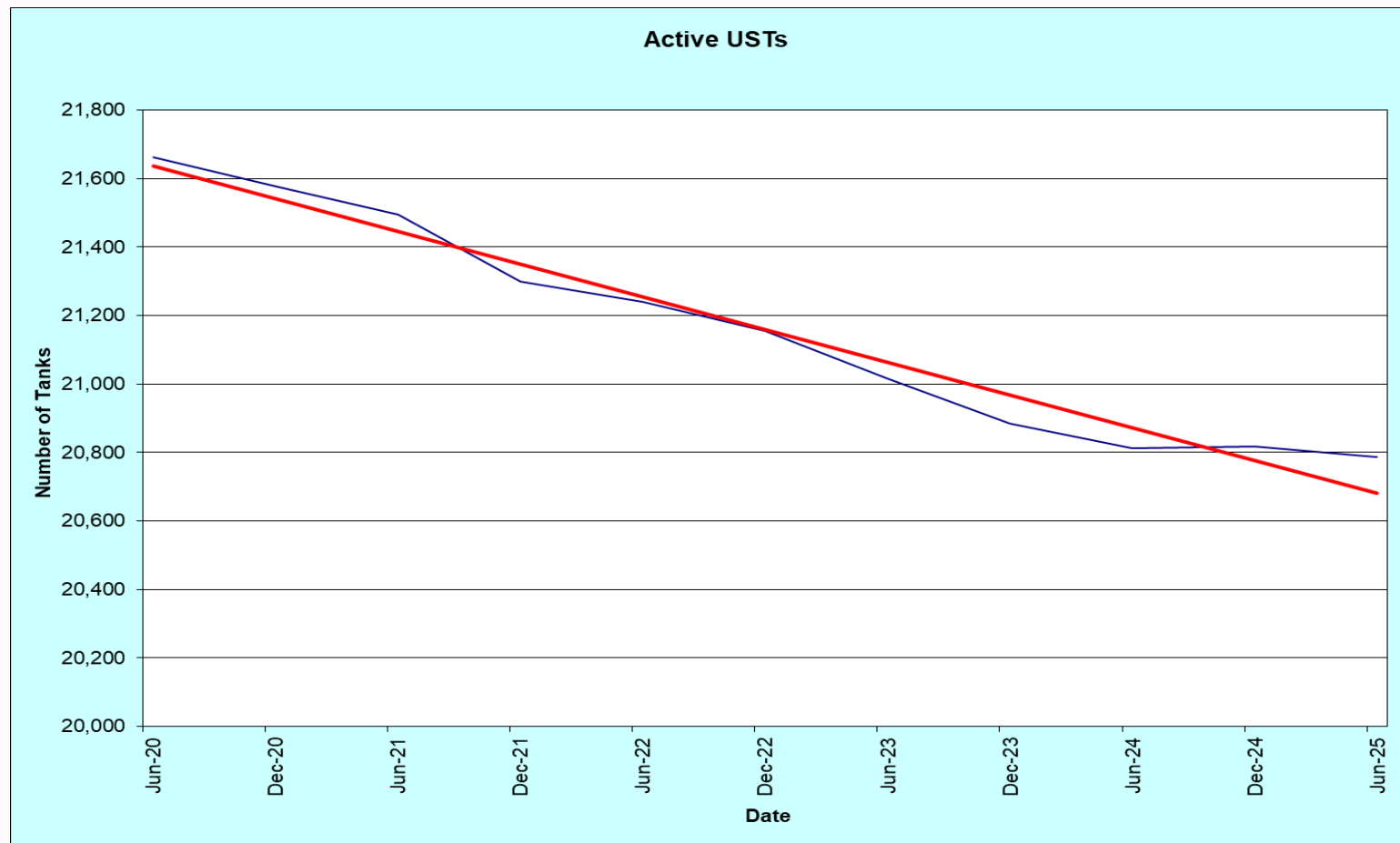
Program Statistics

UST - Active Tanks as of 6-30-2025

Tank Capacity in Gallons	12/31/21	6/30/22	12/31/22	6/30/23	12/31/23	6/30/24	12/31/24	6/30/25	% Change 3 Years	% Change 1 Year
111 to 5,000	5,045	5,011	4,927	4,855	4,780	4,720	4,659	4,636	-7.48%	-1.78%
5,001 to 10,000	10,712	10,649	10,598	10,517	10,434	10,389	10,378	10,344	-2.86%	-0.43%
10,001 and Greater	5,542	5,580	5,630	5,645	5,671	5,703	5,782	5,806	4.05%	1.81%
Total for USTs	21,299	21,240	21,155	21,017	20,885	20,812	20,819	20,786	-2.14%	-0.12%



Program Statistics





Pennsylvania
Department of
Environmental Protection

Program Statistics

UST Active Facilities and Tanks 10-15-2025

Region	Facilities	Tanks
4100 – SERO	1,424	4,068
4200 – NERO	1,223	3,618
4300 – SCRO	1,581	4,843
4400 – NCRO	633	2,074
4500 – SWRO	1,263	3,741
4600 – NWRO	746	2,426
Statewide Totals	6,870	20,770

Program Statistics

Third Party Inspection Review and Entry - ASTs and USTs combined

Month	FY 2018-19	FY 2019-20	FY 2020-21	FY 2021-22	FY 2022-23	FY 2023-24	FY 2024-25	FY 2025-26
July	315	475	361	417	351	315	424	390
August	350	307	318	366	366	293	514	310
September	407	374	299	348	375	392	402	326
October	264	376	387	423	356	318	445	405
November	290	287	296	331	260	292	334	
December	235	193	263	344	398	273	338	
January	408	346	264	367	306	283	384	
February	200	241	229	204	268	235	417	
March	149	209	330	412	258	341	339	
April	211	301	335	510	214	318	376	
May	520	317	285	358	301	344	423	
June	515	304	333	367	278	335	415	
Total	3,864	3,730	3,700	4,447	3,731	3,739	4,811	1,431

Program Statistics

Modification Report Review and Entry - ASTs and USTs combined

Month	FY 2018-19	FY 2019-20	FY 2020-21	FY 2021-22	FY 2022-23	FY 2023-24	FY 2024-25	FY 2025-26
July	252	671	361	525	569	347	378	355
August	286	583	318	547	607	406	396	296
September	204	415	573	560	597	293	297	309
October	611	746	540	593	533	431	332	349
November	267	497	548	678	518	354	274	
December	299	360	543	537	663	339	265	
January	146	303	497	578	609	192	282	
February	73	479	472	326	438	306	222	
March	48	297	587	328	443	478	381	
April	247	670	482	864	434	430	334	
May	604	587	547	544	394	344	333	
June	327	488	632	481	381	350	287	
Total	3,364	6,096	6,100	6,561	6,186	4,270	3,781	1,309

Program Statistics

As of October 31, 2025:

- Number Regulated ASTs: 17,334
- Compliance Rate: 64.0% (based on 1,601 third-party inspection reports reviewed and entered 11/1/2024 to 10/31/2025)
- Number Regulated USTs: 20,756
- Technical Compliance Rate: 78.3% (based on 2,583 third-party inspection reports reviewed and entered 11/1/2024 to 10/31/2025)

Program Statistics

- AST Overall Compliance Rate
 - 10/31/2024: 55.8%
 - 10/31/2025: 64.0%
- UST Overall Compliance Rate (Technical Compliance Rate)
 - 10/31/2024: 79.3%
 - 10/31/2025: 78.3%
 - National Average: 61.0% (Source: EPA FFY 2025 Mid-Year UST Performance Measures Report)



Pennsylvania
Department of
Environmental Protection

Program Statistics

- EPA FFY 2025 Mid-Year UST Performance Measures Report
 - Spill Prevention:
 - Nationwide: 83.2%
 - DEP: 94.4%
 - Overfill Prevention:
 - Nationwide: 83.3%
 - DEP: 95.7%



Pennsylvania
Department of
Environmental Protection

Program Statistics

- EPA FFY 2025 Mid-Year UST Performance Measures Report
 - Corrosion Protection:
 - Nationwide: 89.2%
 - DEP: 91.9%
 - Release Detection:
 - Nationwide: 71.4%
 - DEP: 87.7%



Pennsylvania
Department of
Environmental Protection

Program Statistics

- EPA FFY 2025 Mid-Year UST Performance Measures Report
 - Operator Training:
 - Nationwide: 87.7%
 - DEP: 94.6%
 - Financial Responsibility
 - Nationwide: 90.0%
 - DEP: 97.0%
 - Walkthrough Inspections
 - Nationwide: 82.5%
 - DEP: 92.2%

Program Statistics

Registration Forms Processed

Month	FY 22-23	FY 22-23 e-permits	FY 23-24	FY 23-24 e-permits	FY 24-25	FY 24-25 e-permits	FY 25-26	FY 25-26 e-permits
July	130	10	102	15	150	15	97	14
August	130	12	137	18	124	136	55	16
September	111	27	91	17	171	33	70	39
October	118	18	117	17	135	27	119	46
November	114	16	92	20	102	173		
December	106	36	107	19	104	28		
January	95	35	157	15	110	24		
February	145	12	123	15	98	37		
March	182	10	139	24	90	18		
April	120	17	160	24	95	12		
May	120	20	116	22	107	19		
June	108	14	97	50	92	21		
Total	1,479	227	1,438	256	1,378	543	341	115

DEP Update

ePermitting Encouragement Email

- An alternative to submitting a paper-based registration/permitting application is to use our ePermitting system. This system allows applicants to submit their registration/ permitting information through an online system. ePermitting reduces processing time by 80 to 90% per application.
- This increase in efficiency and different processing system does allow us to expedite the review for applications submitted through this ePermitting system. You can begin your journey using ePermitting for your regulated Storage Tanks at the Storage Tank ePermitting webpage.

DEP Update

Temporary Registration Letters and Emailed Invoice

Storage Tank Registration/Permit Invoice

The Storage Tanks Program encourages you to pay **online** at:

PAY HERE: [HTTPS://GREENPORT.PA.GOV/QUICKPAY](https://greenport.pa.gov/quickpay)

Facility Number:	01-12345	Invoice Number:	654321
Facility Name:	GAS AND GRUB		
Facility Location		Invoice Date:	10/09/2025
1 MAIN ST, ANYTOWN, PA 12345		Amount Due:	\$250.00
Facility Contact	JANE DOE	Client ID:	25123
Contact Email	Jane.Doe@gmail.com	Account ID:	7654321

Online Payment Advantages

1. No additional fees.
2. Immediate Access to Print Operating Permits.
3. No Mail Delays.

Mailed Payments are processed in the order they are received.

Expect 4 to 6 weeks to receive your mailed operating permit.

Tank owners may not store, dispense from, or place a regulated substance into a storage tank that does not have an approved operating permit.

Please pay online at the link above. If you elect to not pay online, please follow the instructions provided below.

Make Check or Money Order payable to "PA DEP"
Include Invoice Number: 654321 and Facility Number: 01-12345 on your check or money order AND include a copy of this invoice with your mailed payment.

Mail Payment To:

Registration Payments – Division of Storage Tanks
Department of Environmental Protection
Rachel Carson State Office Building
PO BOX 8762
HARRISBURG, PA 17105-8762

DEP Update

National Tanks Conference and Expo

- On September 23-25, four Storage Tank Program staff from the Division of Storage Tanks and one Storage Tank Program staff from the Site Remediation Division attended and presented at the 28th National Tanks Conference (NTC) and Expo in Spokane, Washington. The NTC featured sessions covering a wide range of underground storage tank topics including storage tank equipment testing methods, compliance and enforcement strategies, attracting and retaining a new generation of regulators and contractors, digitization of underground storage tank compliance, Artificial Intelligence (AI), biofuels and leak detection, abandoned tanks, correction action methodologies and vital financial issues.
- Program staff presented two sessions at the NTC titled, "UST Compliance While Dealing with Workforce Challenges" and "Hands-On Experience with Pennsylvania's Storage Tanks Compliance Mobile Application."
- The National Tanks Conference and Expo was last held in 2022 and is sponsored by the New England Interstate Water Pollution Control Commission (NEIWPCC), the Association of State and Territorial Solid Waste Management Officials (ASTSWMO), and the US EPA, Office of Underground Storage Tanks (OUST). Over 700 state and federal regulators, industry association representatives, and equipment manufacturers attended the event.



Pennsylvania
Department of
Environmental Protection

DEP Update

- Demonstration of the Storage Tank Mobile Inspection App and the Notice of Violation Feature
 - Kalyann Conner, Storage Tank Group Manager, Underground Storage Tank Compliance and Enforcement Section



Pennsylvania
Department of
Environmental Protection

DEP Update

- Industry Update on EV's and Where Fuels are Heading. Our Current Infrastructure, Supply Chain and Labor Pool Challenges.
 - Jeff Dzierzanowski, New Business Development Manager, Source North America Corporation



Pennsylvania
Department of
Environmental Protection

STAC Business

- Old Business – Robert May, Chairperson
- New Business – Robert May, Chairperson



Pennsylvania
Department of
Environmental Protection

STAC Business

- Approval of Meeting Dates for 2026
 - Wednesday, March 4
 - Wednesday, June 3
 - Wednesday, September 2
 - Wednesday, December 2



Pennsylvania
Department of
Environmental Protection

STAC Business

- Adjourn – Robert May, Chairperson
- Next Meeting: Wednesday, March 4, 2026, at 10:00 a.m. in Room 105, Rachel Carson State Office Building, Harrisburg PA 17105 and via Microsoft Teams



Pennsylvania
Department of
Environmental Protection

Get In Touch

Randy D. Martin
Bureau of Environmental Cleanup &
Brownfields
400 Market Street
Harrisburg, PA 17105-8763

...

717.772.5828 / ramartin@pa.gov

The Department of Environmental Protection's mission is to protect Pennsylvania's air, land and water resources and to provide for the health and safety of its residents and visitors, consistent with the rights and duties established under the Environmental Rights Amendment (Article 1, Section 27 of the Pennsylvania Constitution).