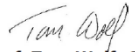


Facility Performance Goals for State Agencies

Executive Order Commonwealth of Pennsylvania Governor's Office	
Subject: Commonwealth Leadership in Addressing Climate Change and Promoting Energy Conservation and Sustainable Governance	Number: 2019-01
 By Direction of: Tom Wolf, Governor	Date: January 8, 2019

WHEREAS, the Constitution of Pennsylvania protects the Commonwealth's citizens' rights to life, liberty, possessing and protecting property, and happiness. Further, the Constitution of Pennsylvania and various other laws also preserve the Commonwealth's citizens' right to clean air, pure water, and the preservation of the natural, scenic, historic and aesthetic values of the environment; and

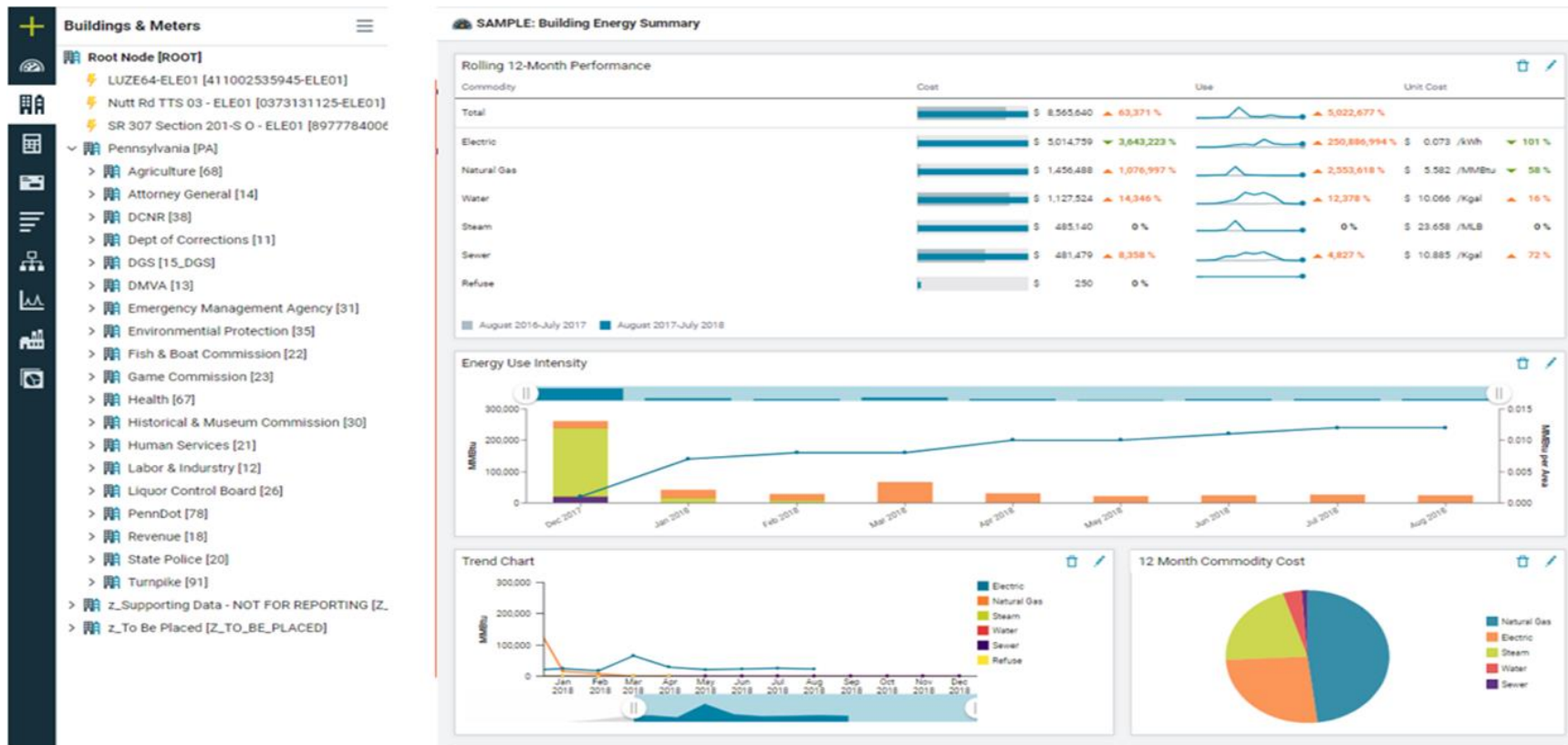
WHEREAS, the Commonwealth government has long protected, valued, and recognized these rights, specifically under *Executive Orders: 1973-9 Environmental Protection by State Agencies; 1980-3 Life Cycle Costing; 1998-1 Governor's Green Government Council; 2002-8 Governor's Interagency Task Force on Energy; and 2004-12 Energy Management and Conservation in Commonwealth Facilities*; and

WHEREAS, climate change impacts in Pennsylvania are real and continue to put Pennsylvanians at risk: in recent years, extreme weather and natural disasters have become more frequent and more intense. Like many areas of the United States, Pennsylvania is expected to experience higher temperatures, changes in precipitation, and more frequent extreme weather events and flooding because of climate change in the coming decades; and

WHEREAS, the Commonwealth is committed to further reducing its net greenhouse gas emissions which, left unchecked, would create a high risk of irreversible, widespread, severe climate impacts in the Commonwealth and beyond; and

- Leading by example with goals for state agencies
- Reduce overall energy consumption by 3% per year
- Collective agency goal – 21% reduction by 2025
- Measuring performance through commonwealth wide agency energy consumption platform
- GreenGov Council leadership

EnergyCAP Utility Bill Management Platform




- Standard platform capturing all agencies
- Beginning with electricity and natural gas tracking
- Broad automated visibility
- Benchmark year - fiscal year 2017/2018

DGS Management of Commonwealth Facilities

DEPARTMENT OF GENERAL SERVICES

Commonwealth of Pennsylvania



Energy & Utility Usage Report

Fiscal Year 2017–2018



FACILITIES
ENGINEERING
INSTITUTE




- 7.6 million square feet
- Capitol Complex and offices
- Track energy, water consumption and costs
- Btu by square foot energy intensity tracking
- Benchmarking, validating efficiency improvements and measuring performance



GESA Program – Increasing Efficiency

GUARANTEED ENERGY SAVINGS PROJECTS

9 GESA Projects



Total Project Investment



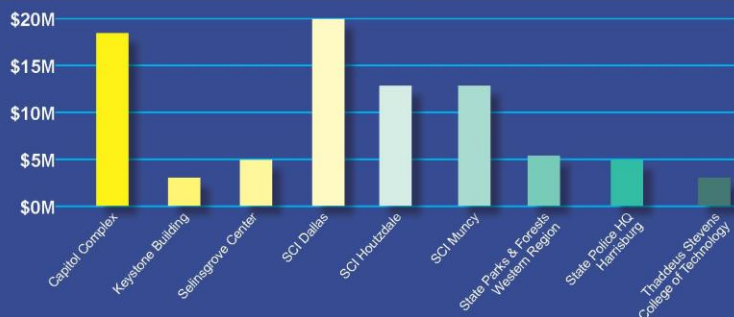
\$84.9M

Minimum Annual Savings



\$4.6M

PROJECT INVESTMENT



MINIMUM ANNUAL ENERGY SAVINGS EQUIVALENT TO:



More than 3,100
Cars off the road



More than 37,000
Trees planted



More than 1,500
Homes' energy use

- Improved program and project results with in-house scoping and project review team
- Replacing boilers, chillers, pumps and lights across agencies
- Projects work for single large facilities or bundled smaller facilities
- By Sept 2019 DGS will have converted over 35,000 lights to LED or 3.2 million square feet

Keystone Building GESA – Parking Garage Lighting

Before LED Installation



After LED Installation



Capitol Complex GESA – New Central Plant Chillers

Old Chiller Removed



New Chiller Delivery

