



pennsylvania

DEPARTMENT OF ENVIRONMENTAL PROTECTION



Bureau of Radiation Protection

Appalachian Compact Low Level Radioactive Waste (LLRW) Disposal Data Calendar Year 2022

Low-Level Waste Advisory Committee Meeting

September 29, 2023

Josh Shapiro, Governor

Richard Negrin, Secretary

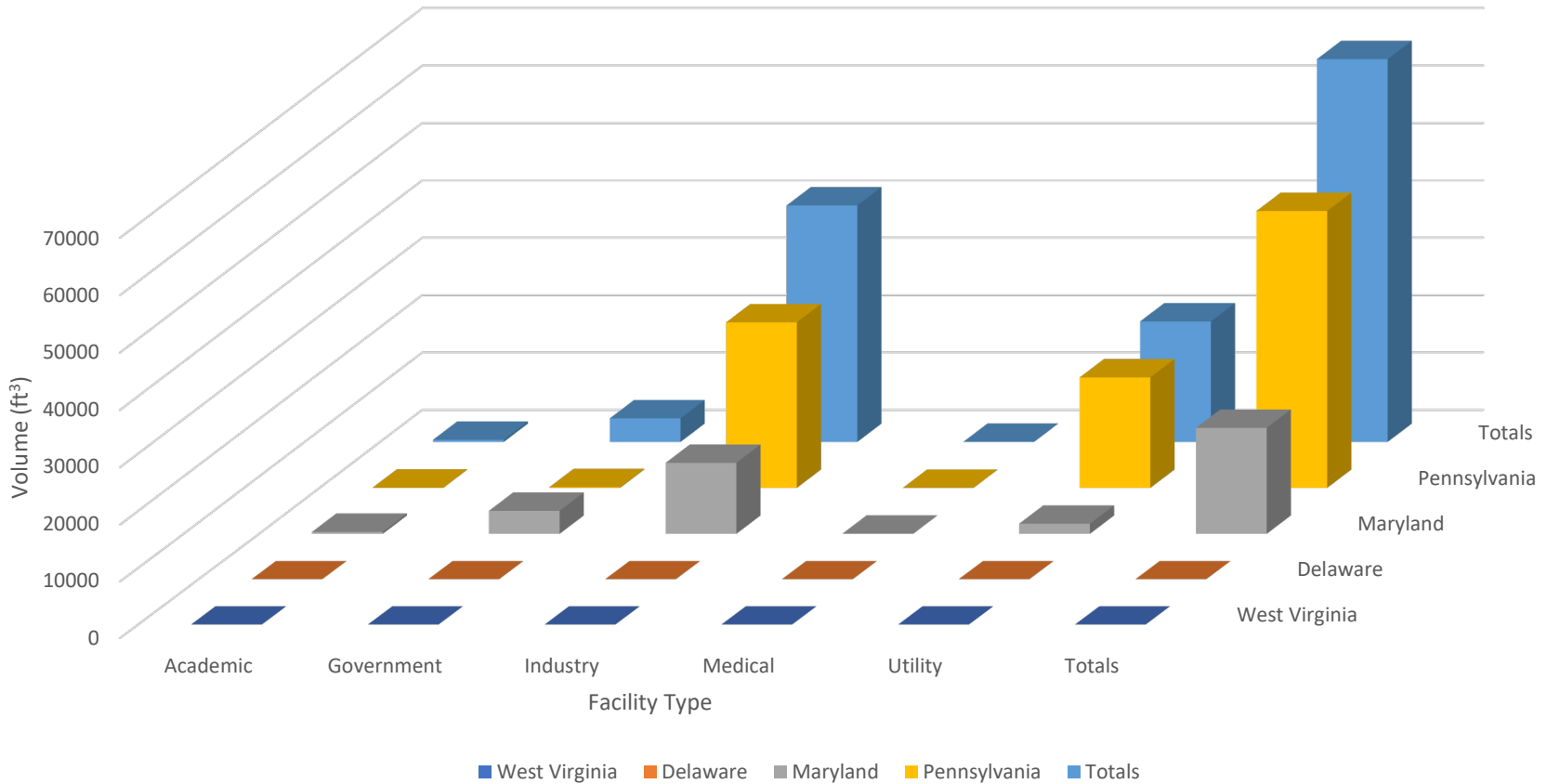
LLRW Volume Disposed – 2022

Facility Type/State	West Virginia	Delaware	Maryland	Pennsylvania	Totals
Academic	0	2	335	37	373
Government	0	0	3990	117	4107
Industry	0	0	12364	28844	41208
Medical	0	0	14	2	16
Utility	0	0	1759	19242	21001
Totals	0	2	18462	48241	66705

Volume is in cubic feet. This data is for Appalachian Compost LLRW disposal at EnergySolutions in Clive, Utah, and Waste Control Specialists in Andrews, Texas, for the calendar year 2022.

LLRW Volume Disposed – 2022

Appalachian Compact 2022 Disposed LLRW Volume by State and Facility Type



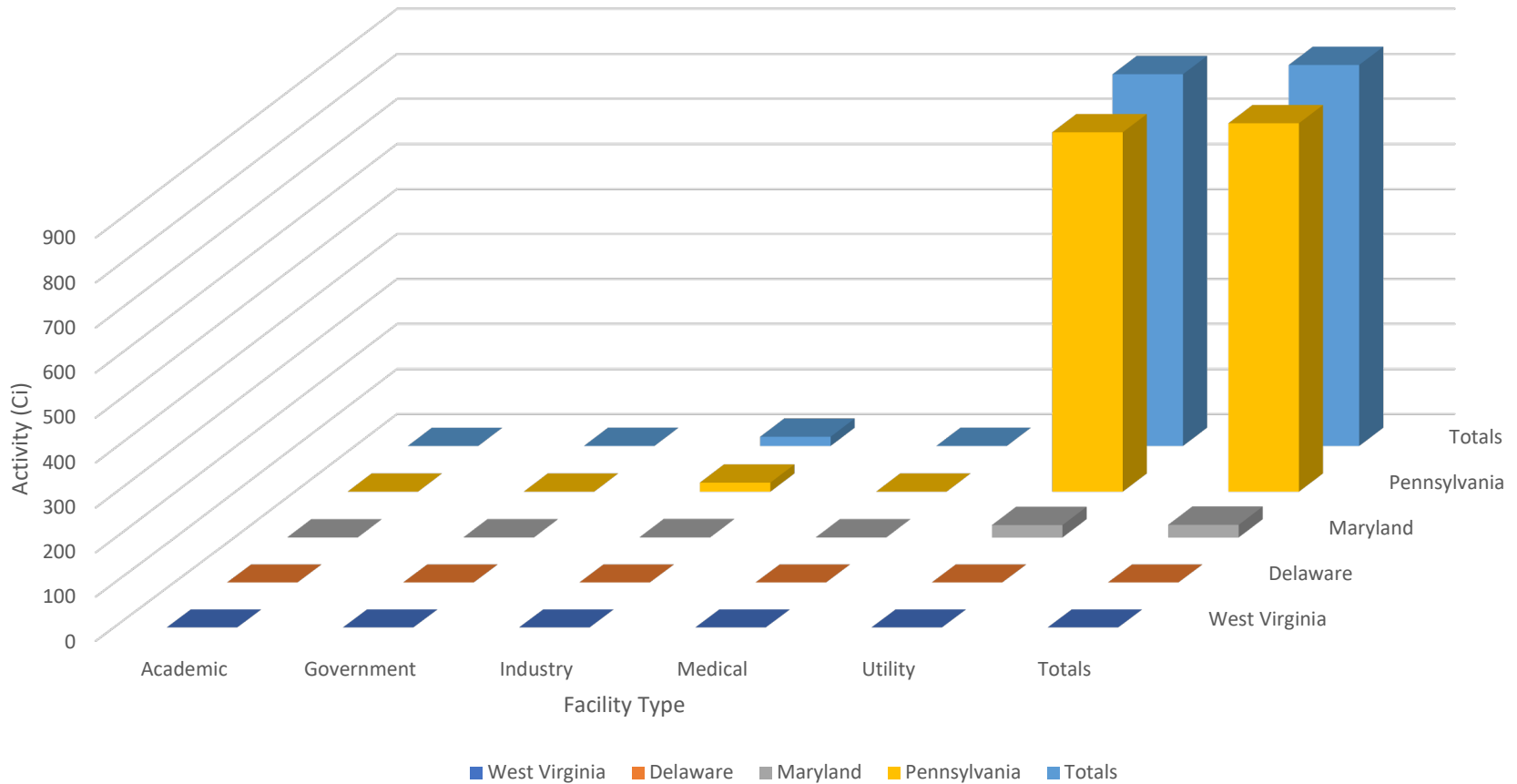
LLRW Volume Disposed – 2022

Facility Type/State	West Virginia	Delaware	Maryland	Pennsylvania	Totals
Academic	0.0	< 0.1	< 0.1	< 0.1	< 0.1
Government	0.0	0.0	0.1	< 0.1	0.1
Industry	0.0	0.0	0.4	20.1	20.5
Medical	0.0	0.0	0.1	< 0.1	0.1
Utility	0.0	0.0	27.4	798.5	825.9
Totals	0.0	< 0.1	27.9	818.6	846.5

Activity is in curies. This data is for Appalachian Compost LLRW disposal at EnergySolutions in Clive, Utah, and Waste Control Specialists in Andrews, Texas, for the calendar year 2022.

LLRW Volume Disposed – 2022

Appalachian Compact 2022 Disposed LLRW Activity by State and Facility Type



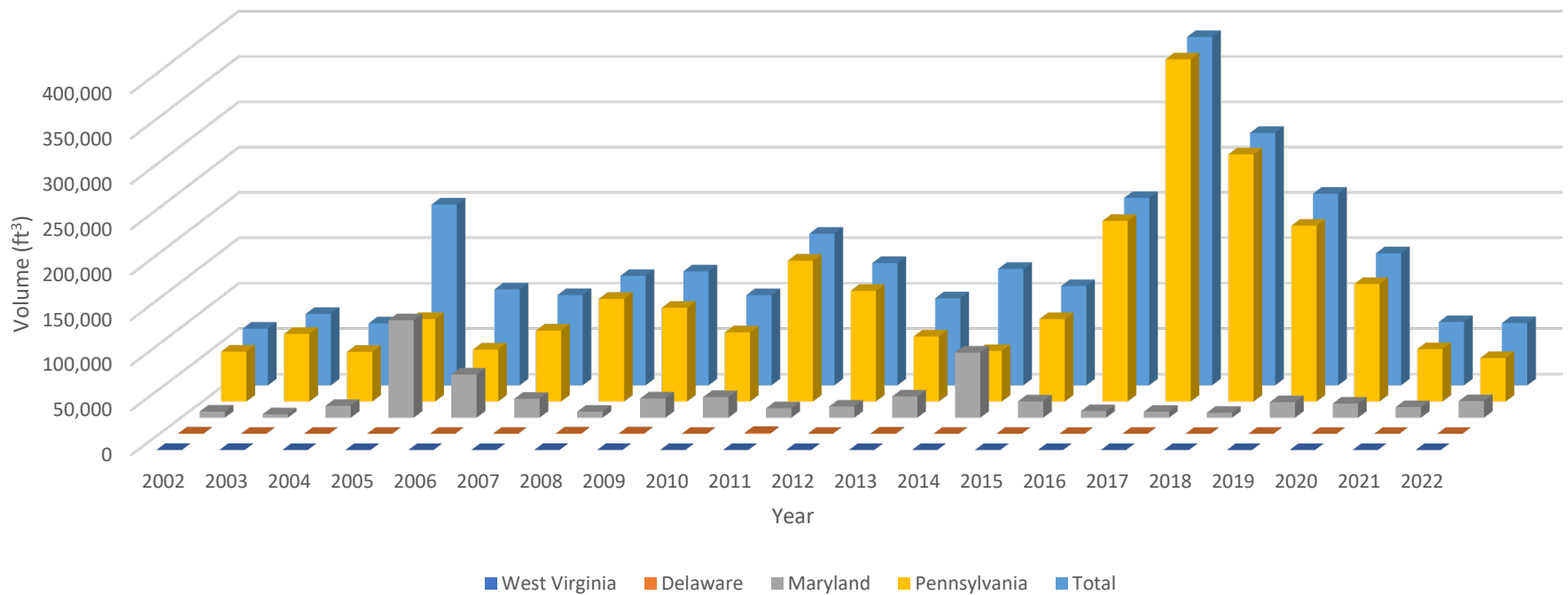
LLRW Volume in Ft³ from 2002 - 2022

Year	West Virginia	Delaware	Maryland	Pennsylvania	Total
2002	183	366	6,753	55,371	62,674
2003	152	74	3,703	74,901	78,829
2004	35	49	13,178	55,136	68,397
2005	2	74	107,956	91,293	199,326
2006	38	59	48,132	57,628	105,857
2007	49	43	21,016	78,455	99,562
2008	132	415	6,703	113,483	120,733
2009	134	431	21,451	103,667	125,684
2010	11	29	22,958	76,519	99,518
2011	19	1,061	10,569	155,509	167,157
2012	21	75	12,364	122,380	134,841
2013	45	340	23,597	72,067	96,048
2014	25	43	72,334	56,040	128,442
2015	19	45	18,203	91,223	109,490
2016	2	5	7,351	199,292	206,649
2017	1	34	6,588	377,234	383,857
2018	17	0	5,498	272,620	278,135
2019	0	26	17,193	194,052	211,271
2020	22	3	15,709	129,811	145,545
2021	36	8	11,824	58,078	69,946
2022	0	2	18,462	48,241	68,727
Total 2002 to 2022	943	3,181	471,541	2,483,000	Grand Total 2,960,687

* 2009 to 2013 LLRW volume only includes disposal at EnergySolutions in Clive, Utah. ** 2014 to 2022 includes LLRW disposal at EnergySolutions in Clive, Utah, and Waste Control Specialists in Andrews, Texas. Years 2002 to 2008 includes LLRW disposal at Barnwell, South Carolina, and Energy Solutions, Clive, Utah.

LLRW Volume in Ft³ from 2002 - 2022

Appalachian Compact States Disposed LLRW Volume 2002 - 2022



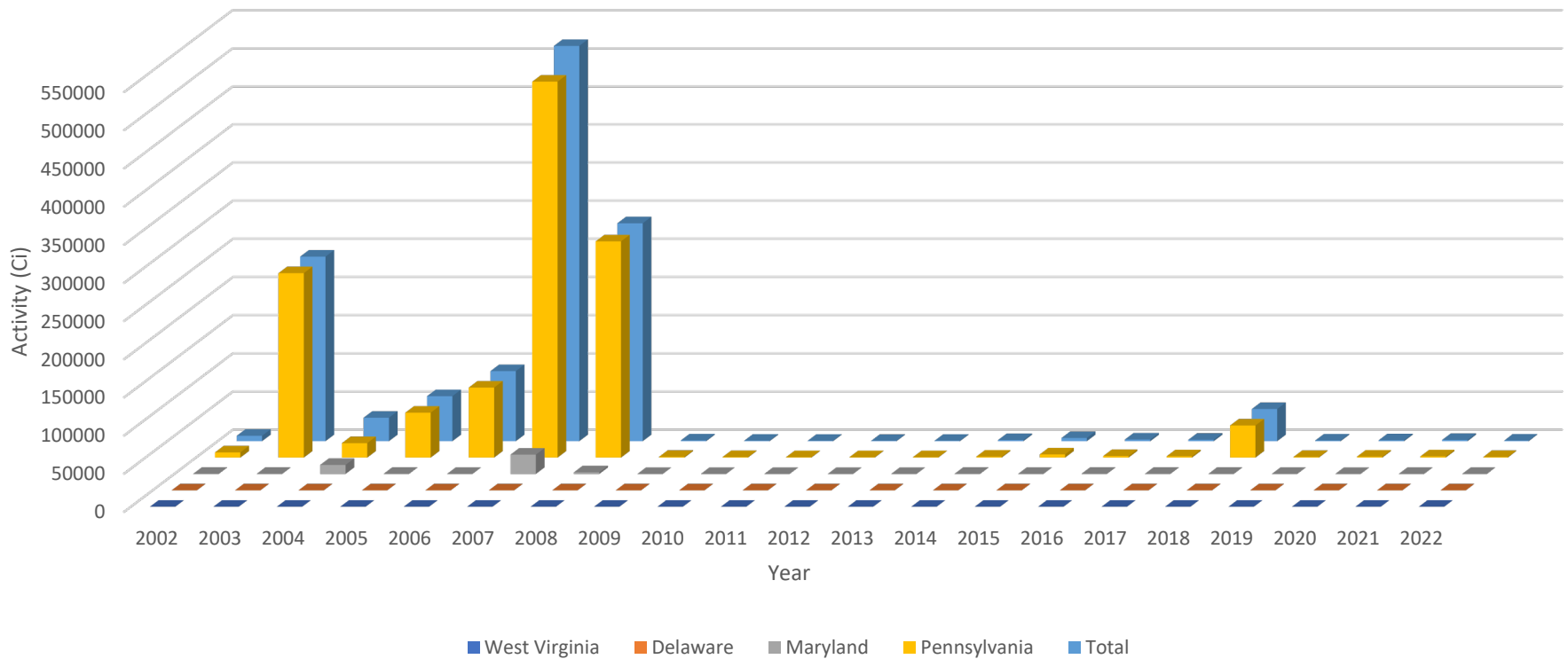
LLRW Volume in Curies from 2002 - 2022

Year	West Virginia	Delaware	Maryland	Pennsylvania	Total
2002	0.1	0.5	244.5	6,777.4	7,022
2003	0.2	24.7	166.3	241,649.8	241,841
2004	0.8	0.2	11,830.7	18,890.3	30,721
2005	0.7	31.3	156.8	58,786.2	58,974
2006	0.0	11.9	60.1	91,719.1	91,791
2007	0.2	12.9	25,304.7	492,579.3	517,897
2008	0.1	12.2	2,181.5	283,328.8	285,523
2009	0.0	0.5	4.7	1,001.4	1,007
2010	0.0	0.0	1.4	656.8	658
2011	0.0	1.0	1.8	492.6	495
2012	0.0	0.0	2.1	449.3	451
2013	0.0	45.3	15.7	458.5	520
2014	0.0	0.0	260.7	1,212.8	1,474
2015	0.0	0.0	27.8	4,147.3	4,175
2016	0.4	0.0	209.0	2,020.1	2,229
2017	0.0	0.0	178.5	1,711.3	1,890
2018	0.0	0.0	125.3	42,027.5	42,153
2019	0.0	0.0	72.6	834.1	907
2020	0.0	0.0	1.52	1,212.0	1,214
2021	0.0	0.0	68.0	1,615.0	1,683
2022	0	0	27.93	819	847
Total 2002 to 2022	3	141	40,942	1,252,388	Grand Total
					1,293,470

* 2009 to 2013 LLRW activity only includes disposal at EnergySolutions in Clive, Utah. ** 2014 to 2022 includes LLRW disposal at EnergySolutions in Clive, Utah, and Waste Control Specialists in Andrews, Texas. Years 2002 to 2008 includes LLRW disposal at Barnwell, South Carolina, and EnergySolutions, Clive, Utah.

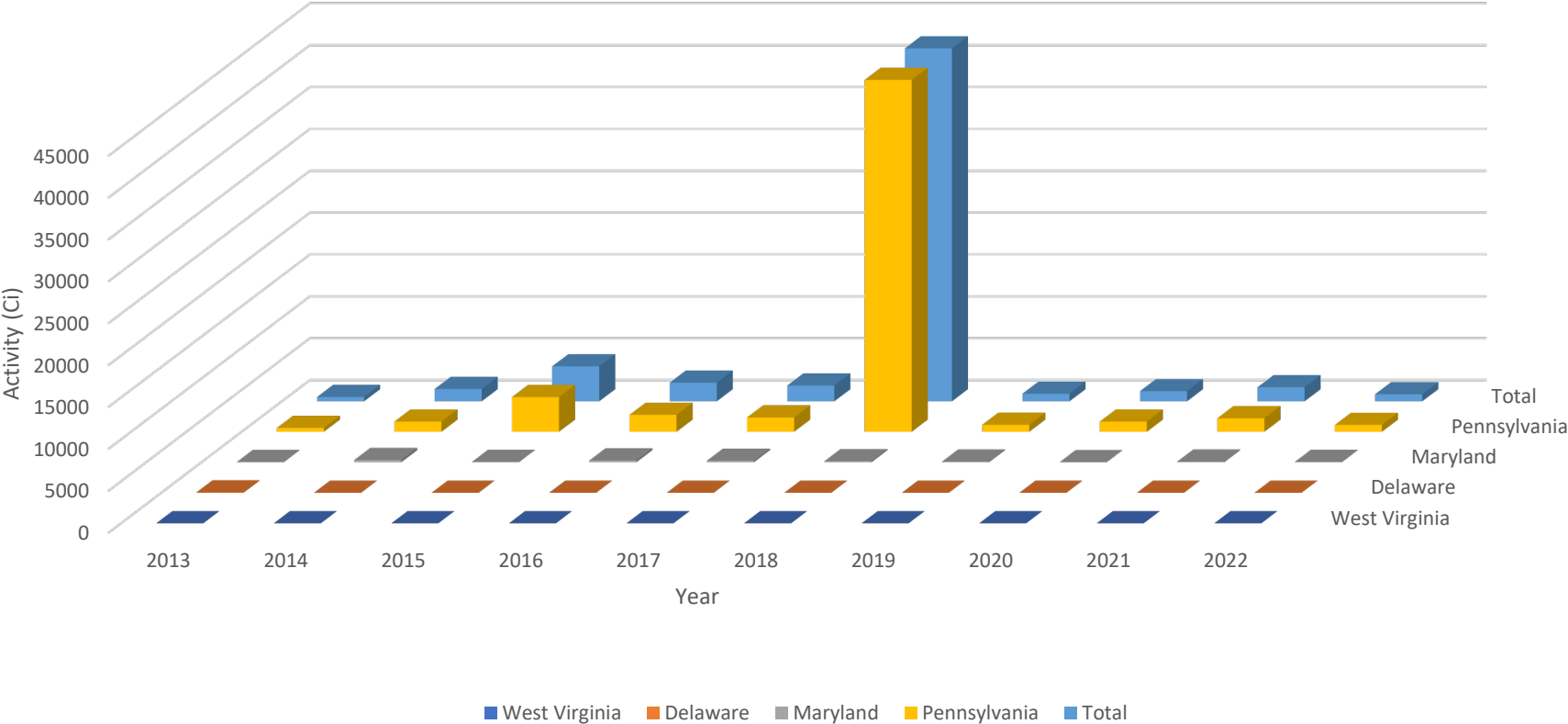
LLRW Volume in Curies from 2002 - 2022

Appalachian Compact States Disposed LLRW Activity 2002 - 2022



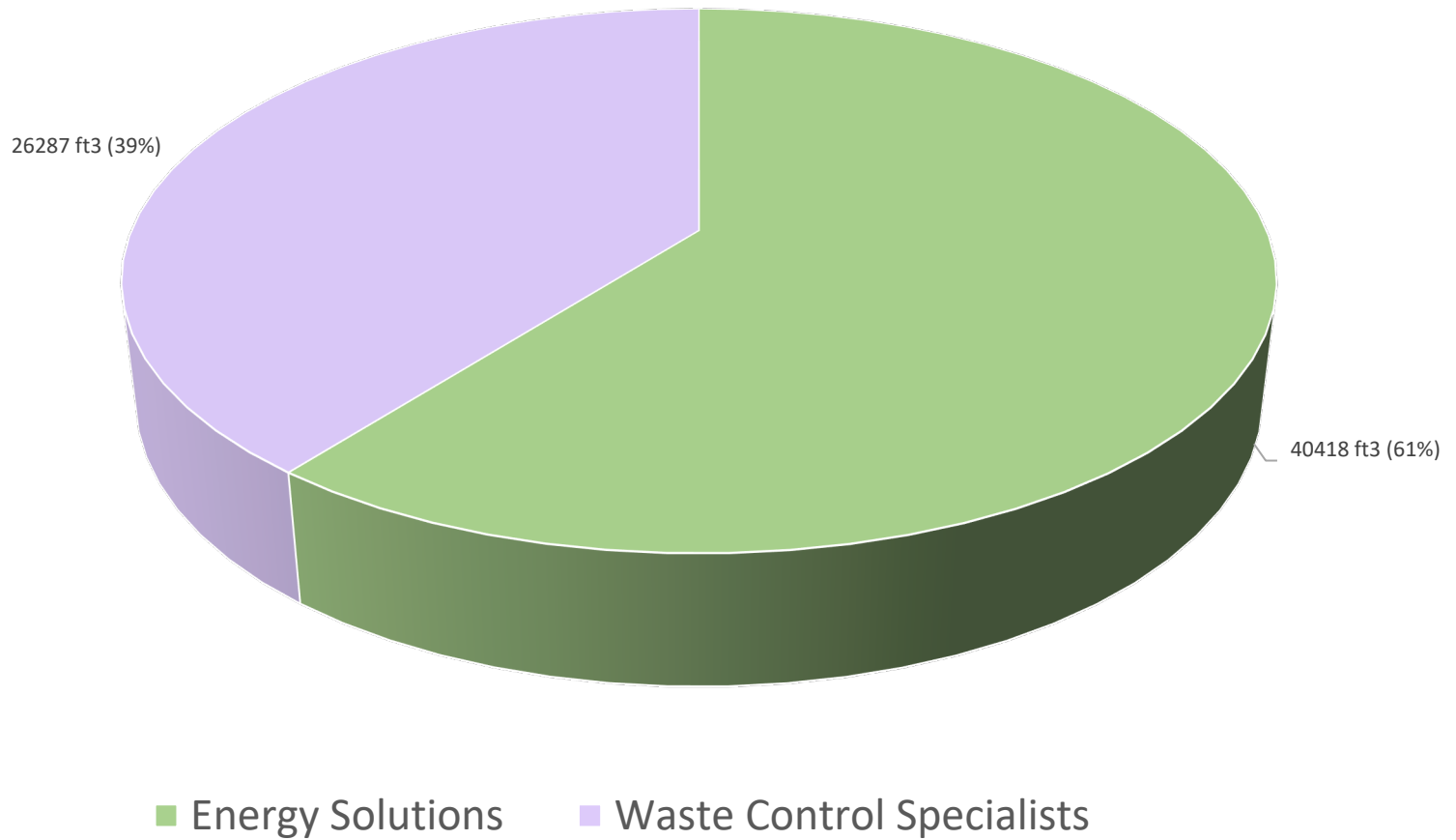
LLRW Volume in Curies from 2002 - 2022

Appalachian Compact States Disposed LLRW Activity 2012 - 2022



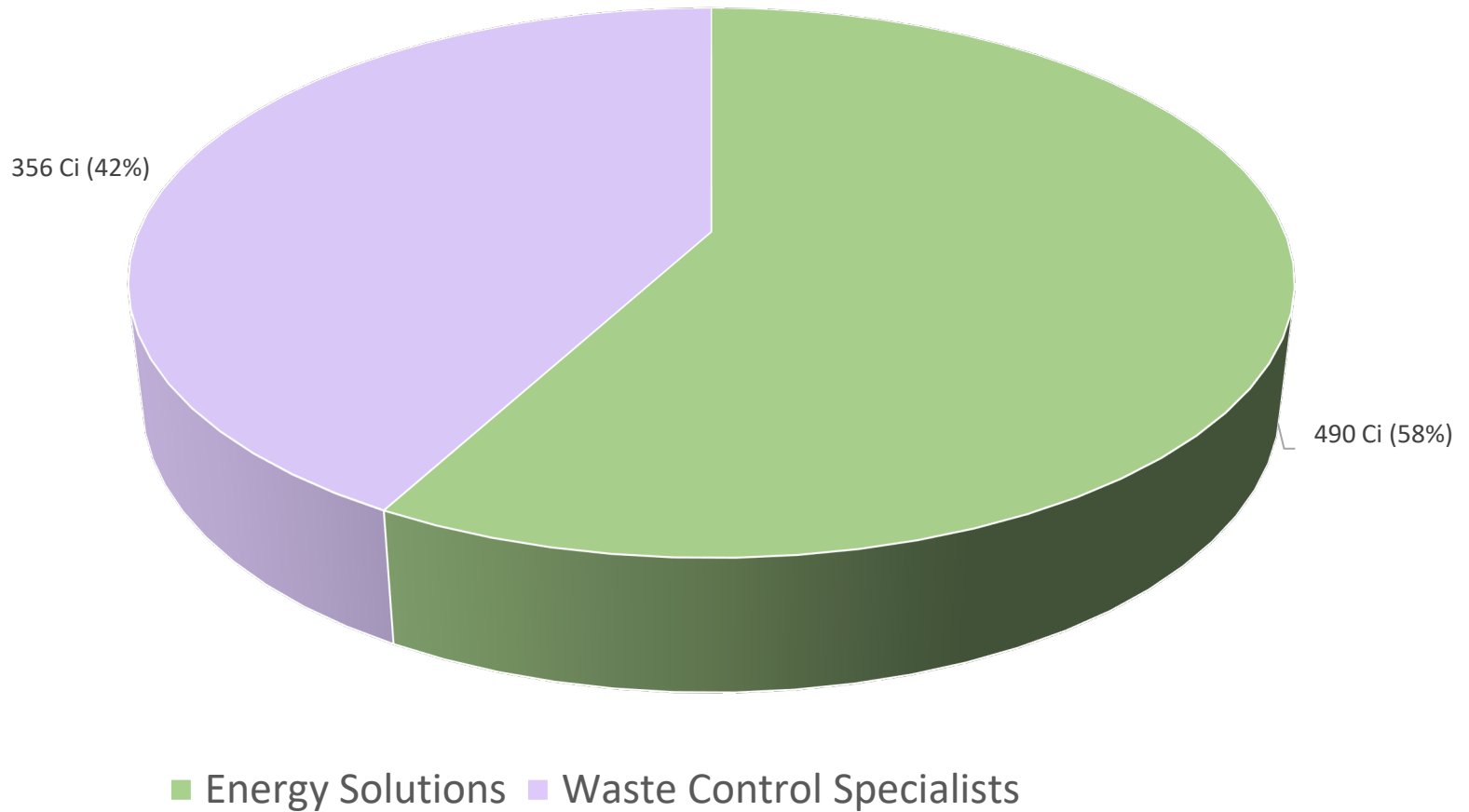
LLRW % Disposed – 2022

Appalachian Compact 2022 LLRW Disposed Volume by Disposal Site



LLRW % Disposed – 2022

Appalachian Compact 2022 LLRW Disposed Activity by Disposal Site





pennsylvania

DEPARTMENT OF ENVIRONMENTAL PROTECTION



Bureau of Radiation Protection

Thank you. Questions?

Rich Janati, MS

Bureau of Radiation Protection

Phone: 717-787-2163

rjanati@pa.gov