

**Appalachian States Low-Level Radioactive Waste Commission**

# **LLRW Disposal Data**

## **Calendar Year 2019**

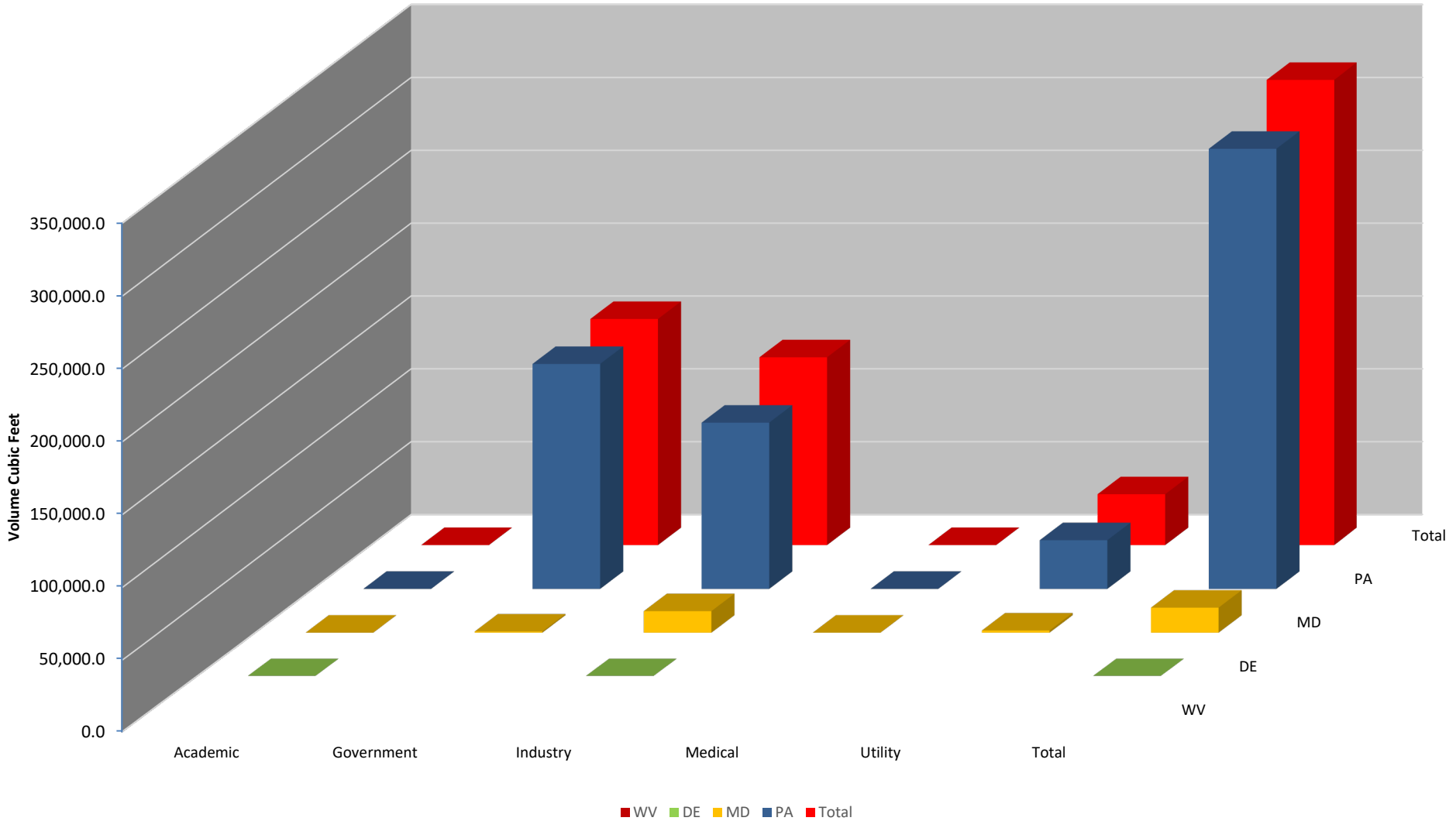
**November 6, 2020**

## Appalachian Compact Disposed LLRW Volume by State and Facility Type - 2019

Facility Type/State	WV	DE	MD	PA	Total
Academic	0	3	32	63	98
Government	0	0	820	154,443	155,263
Industry	0	23	14,789	114,138	128,950
Medical	0	0	50	53	103
Utility	0	0	1,503	33,451	34,954
<b>Total</b>	<b>0</b>	<b>26</b>	<b>17,193</b>	<b>302,148</b>	<b>319,367</b>

Volume is in cubic feet. This data is for LLRW disposal at EnergySolutions in Clive, Utah, and Waste Control Specialists in Andrews, Texas, for the calendar year 2019.

# Appalachian Compact Disposed LLRW Volume by State and Facility Type - 2019

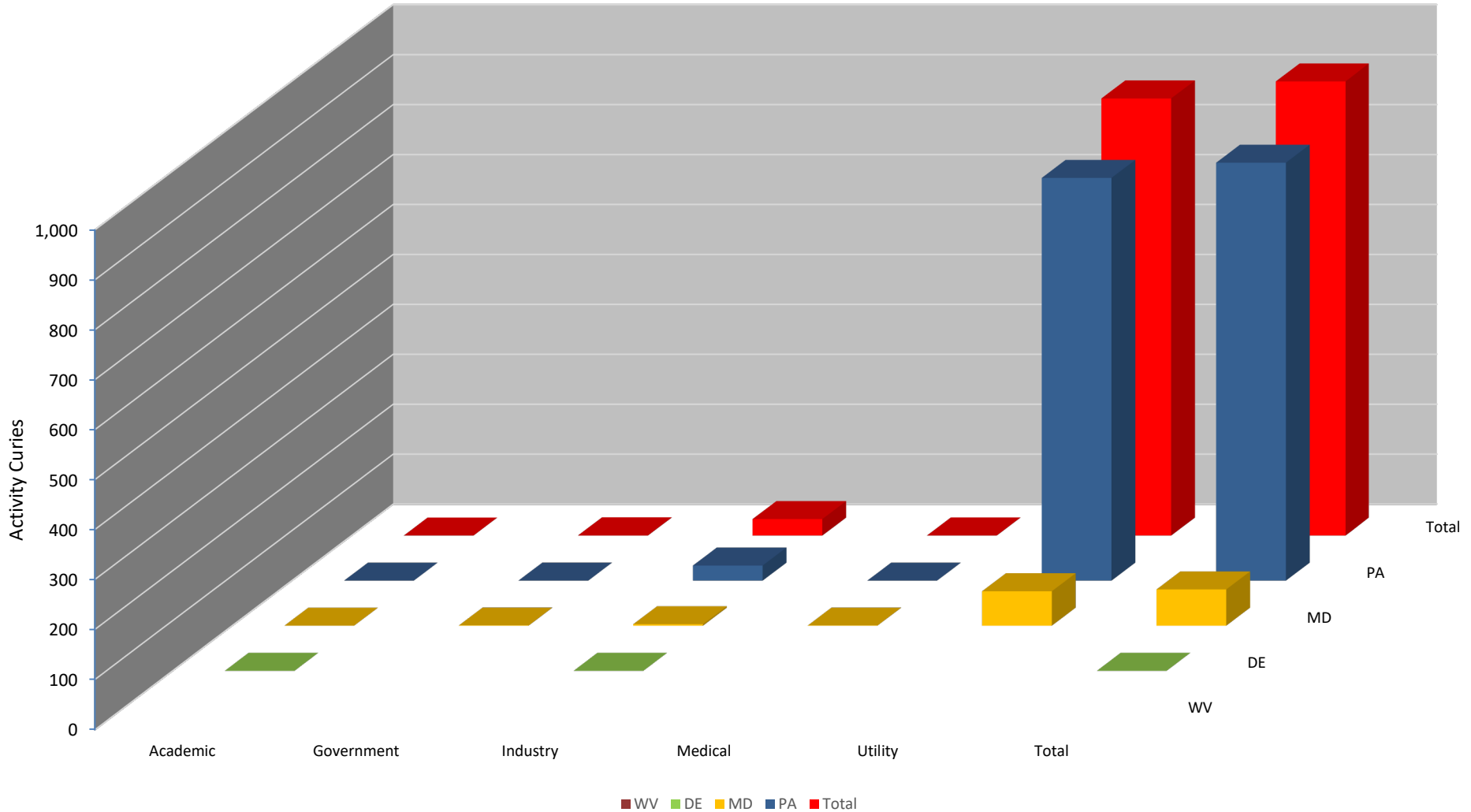


## Appalachian Compact Disposed LLRW Activity by State and Facility Type - 2019

Facility Type/State	WV	DE	MD	PA	Total
Academic	0	<1	<1	<1	0.05
Government	0	0	<1	<1	0.59
Industry	0	<1	3	30	33
Medical	0	0	<1	<1	0.30
Utility	0	0	69	806	875
<b>Total</b>	<b>0</b>	<b>0.00263</b>	<b>73</b>	<b>837</b>	<b>910</b>

Activity is in curies. This data is for LLRW disposal at EnergySolutions in Clive, Utah, and Waste Control Specialists in Andrews, Texas, for the calendar year 2019.

# Appalachian Compact Disposed LLRW Activity by State and Facility Type - 2019

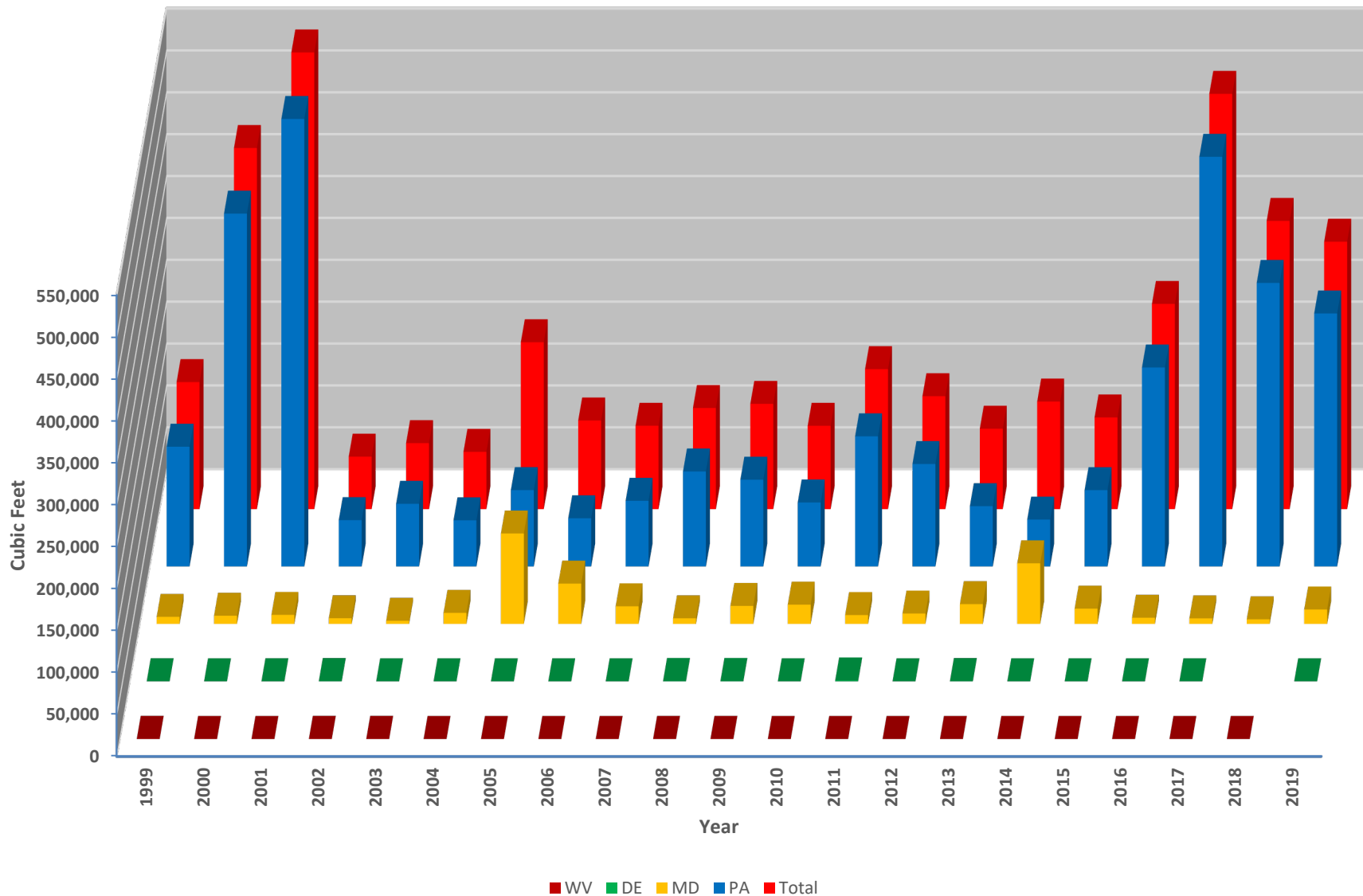


# Appalachian Compact Disposed LLRW Volume in Cubic Feet from 1999 to 2019

Year	WV	DE	MD	PA	Total
1999	159	81	8,407	143,044	151,690
2000	53	28	9,767	421,398	431,246
2001	44	76	10,760	534,429	545,310
2002	183	366	6,753	55,371	62,674
2003	152	74	3,703	74,901	78,829
2004	35	49	13,178	55,136	68,397
2005	2	74	107,956	91,293	199,326
2006	38	59	48,132	57,628	105,857
2007	49	43	21,016	78,455	99,562
2008	132	415	6,703	113,483	120,733
2009 *	134	431	21,451	103,667	125,684
2010 *	11	29	22,958	76,519	99,518
2011 *	19	1,061	10,569	155,509	167,157
2012 *	21	75	12,364	122,380	134,841
2013 *	45	340	23,597	72,067	96,048
2014**	25	43	72,334	56,040	128,442
2015**	19	45	18,203	91,223	109,490
2016**	2	5	7,351	237,692	245,049
2017**	1	34	6,588	489,266	495,889
2018**	17	0	5,498	338,668	344,184
2019**	0	26	17,193	302,148	319,367
Total	1,141	3,353	454,480	3,670,317	Grand Total
					4,129,291

\* 2009 to 2013 LLRW volume only includes disposal at EnergySolutions in Clive, Utah. \*\* 2014 to 2019 includes disposal at EnergySolutions in Clive, Utah, and Waste Control Specialists in Andrews, Texas. Years 1999 to 2008 include disposal at Barnwell, South Carolina, and Energy Solutions, Clive, Utah.

# Appalachian Compact Disposed LLRW Volume in Cubic Feet from 1999 to 2019



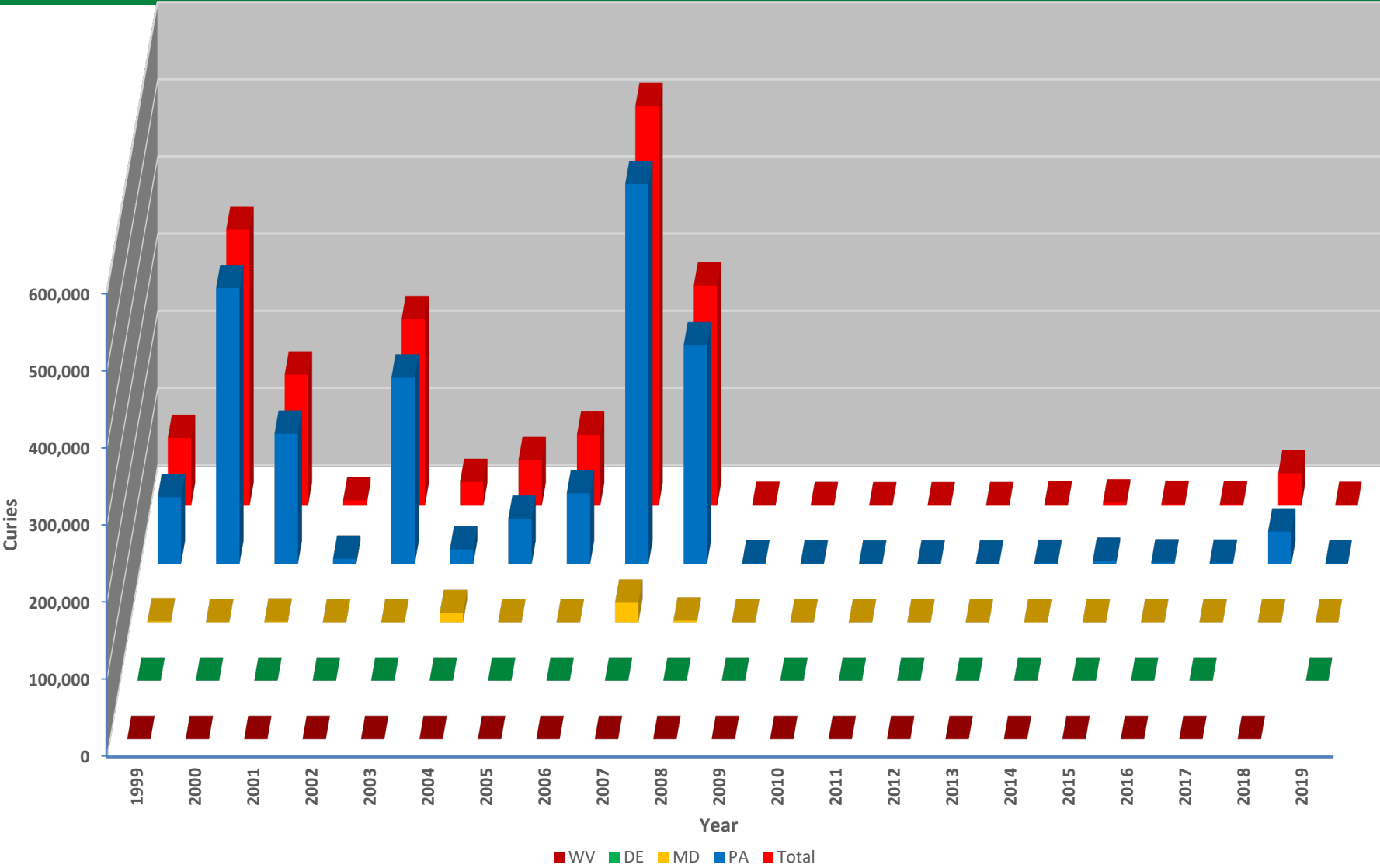
# Appalachian Compact Disposed LLRW Activity in Curies from 1999 to 2019

Year	WV	DE	MD	PA	Total
1999	0.5	0.1	1,335.7	86,618.0	87,954.3
2000	2.2	0.02	484.0	357,624.4	358,110.7
2001	0.03	0.03	903.3	168,919.6	169,822.9
2002	0.1	0.5	244.5	6,777.4	7,022.5
2003	0.2	24.7	166.3	241,649.8	241,840.9
2004	0.8	0.2	11,830.7	18,890.3	30,722.0
2005	0.7	31.3	156.8	58,786.2	58,974.9
2006	0.03	11.9	60.1	91,719.1	91,791.1
2007	0.2	12.9	25,304.7	492,579.3	517,897.0
2008	0.1	12.2	2,181.5	283,328.8	285,522.6
2009 *	0.02	0.5	4.7	1,001.4	1,006.6
2010 *	0.01	0.03	1.4	656.8	658.2
2011 *	0.02	1.0	1.8	492.6	495.5
2012 *	0.003	0.01	2.1	449.3	451.4
2013 *	0.01	45.3	15.7	458.5	519.5
2014 **	0.002	0.01	260.7	1,212.8	1,473.5
2015 **	0.02	0.007	27.8	4,147.3	4,175.2
2016**	0.35	0.014	209	2,020.93	2,230.29
2017**	0.00001	0.0017	178.52	1,714.26	1,892.78
2018**	0.01	0	125.31	42,029.35	42,155
2019**	0	0.00263	72.6	837.0	910.0
Total	5.3	141	44,567	1,861,913	Grand Total
					1,905,627

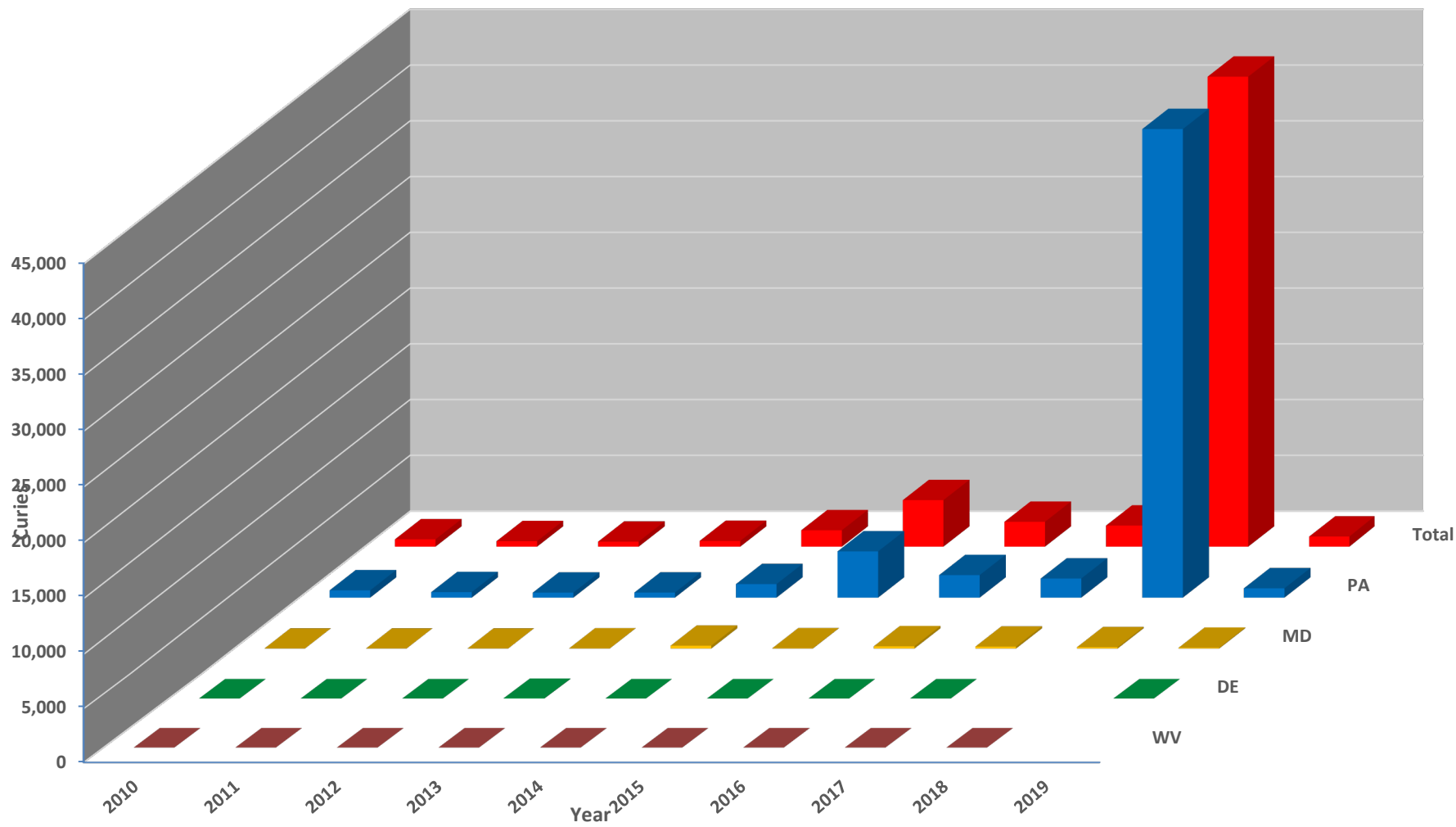
\* 2009 to 2013 LLRW activity only includes disposal at EnergySolutions in Clive, Utah. \*\* 2014 to 2019 includes disposal at EnergySolutions in Clive, Utah, and Waste Control Specialists in Andrews, Texas. Years 1999 to 2008 include disposal at Barnwell, South Carolina, and EnergySolutions, Clive, Utah.



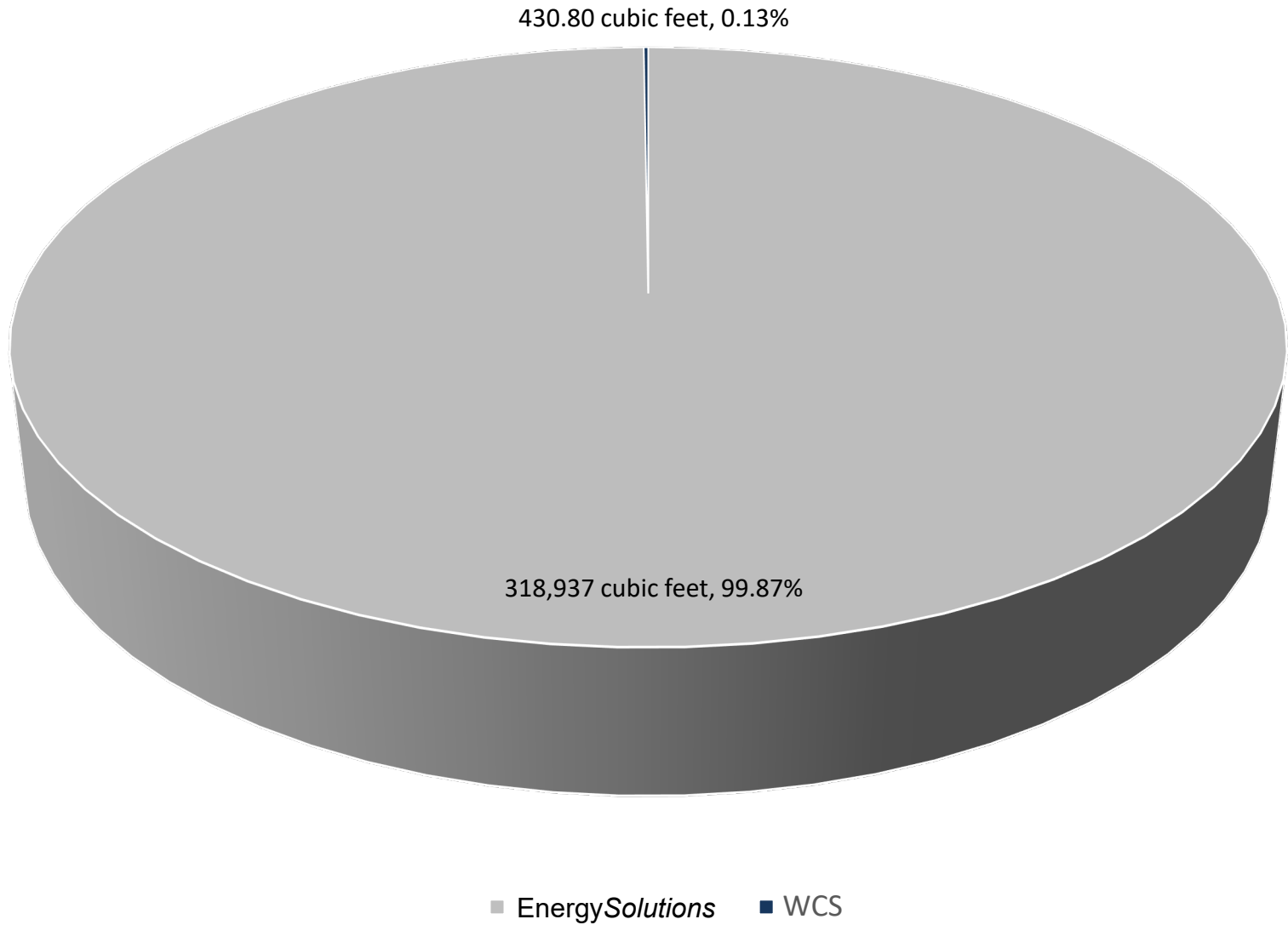
# Appalachian Compact Disposed LLRW Activity in Curies from 1999 to 2019



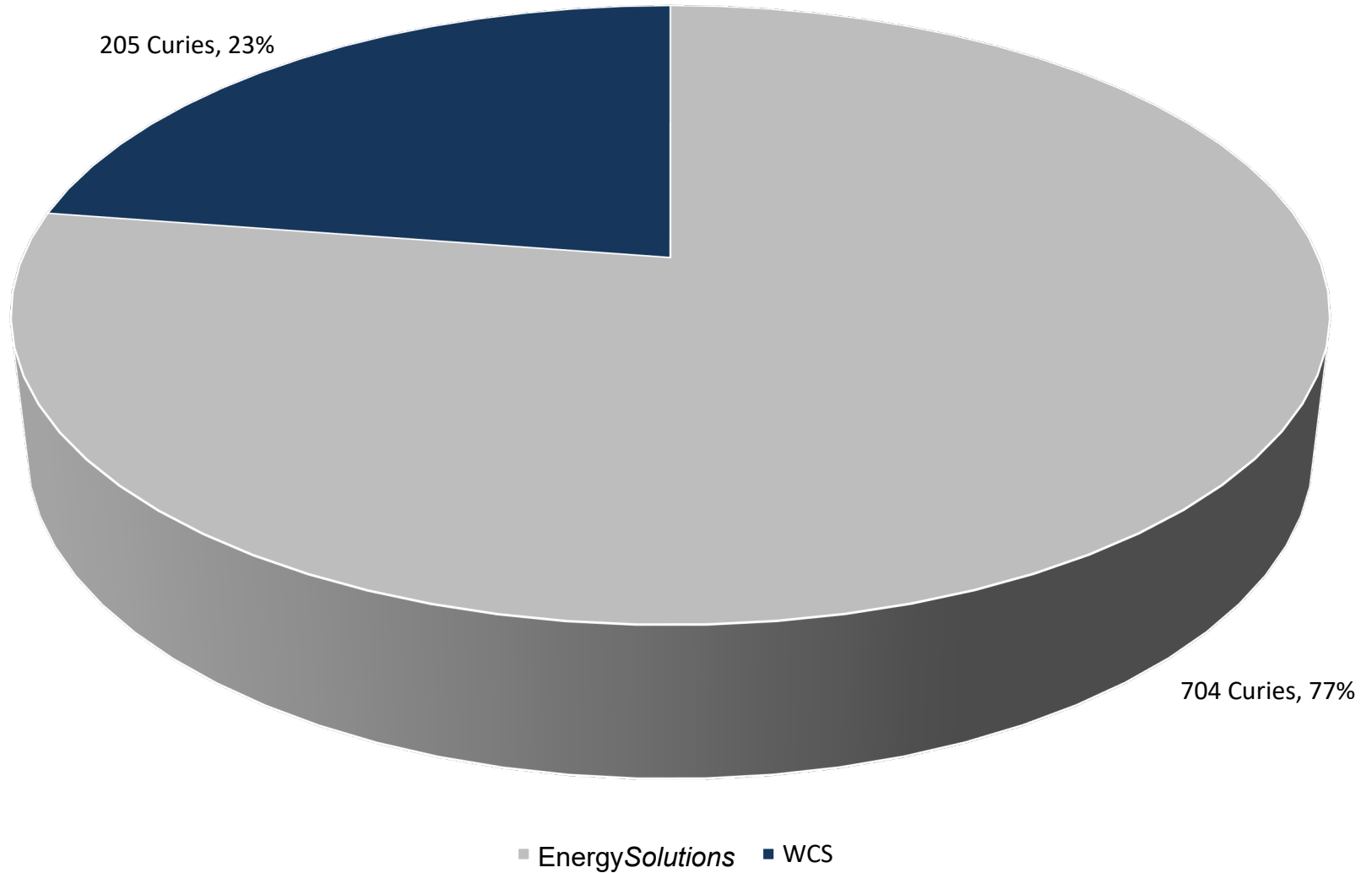
# Appalachian Compact Disposed LLRW Activity in Curies from 2010 to 2019



# Appalachian Compact Percent Disposed LLRW Volume by Disposal Site - 2019



## Appalachian Compact Percent Disposed LLRW Activity by Disposal Site - 2019



**Thank you**

# **Questions?**

**Andrew Taverna**

**Division of Nuclear Safety**

**Bureau of Radiation Protection**

**Phone: 717-787-2163**

**ataverna@pa.gov**