

# Department of Environmental Protection Bureau of Oil and Gas Management 2010 Year End Report (updated 01/25/2011)



**Department of Environmental Protection  
Bureau of Oil and Gas Management  
Year End Workload Report  
(January 1, 2010 thru December 31, 2010)**

1

4

WELL PERMIT APPLICATIONS <sup>1</sup>			
<b>NCRO - Williamsport</b>	<b>Received</b>	<b>Issued</b>	<b>Other<sup>4</sup></b>
Non Marcellus	143	129	5
Marcellus	2,701	2,394	35
<b>Total</b>	<b>2,844</b>	<b>2,523</b>	<b>40</b>
<b>SWRO - Pittsburgh</b>	<b>Received</b>	<b>Issued</b>	<b>Other</b>
Non Marcellus	1,086	1,032	49
Marcellus	727	691	10
<b>Total</b>	<b>1,813</b>	<b>1,723</b>	<b>59</b>
<b>NWRO - Meadville</b>	<b>Received</b>	<b>Issued</b>	<b>Other</b>
Non Marcellus	2,149	2,117	18
Marcellus	271	229	8
<b>Total</b>	<b>2,420</b>	<b>2,346</b>	<b>26</b>
<b>Combined Total</b>	<b>Received</b>	<b>Issued</b>	<b>Other</b>
Non Marcellus	3,378	3,278	72
Marcellus	3,699	3,314	53
<b>Total</b>	<b>7,077</b>	<b>6,592</b>	<b>125</b>

<sup>1</sup> Source: E-Facts; permit may have been applied for in 2009, but issued in 2010

<sup>4</sup> Other: Applications withdrawn, denied, returned, or entered in error.

**Department of Environmental Protection  
Bureau of Oil and Gas Management  
Year End Workload Report  
(January 1, 2010 thru December 31, 2010)**

<b>INSPECTIONS</b>				
<b>NCRO – Williamsport</b>	<b>Inspections<sup>2</sup></b>	<b>Wells Inspected<sup>3</sup></b>	<b>Violations</b>	<b>Enforcements</b>
<b>Non Marcellus</b>	<b>911</b>	<b>638</b>	<b>409</b>	<b>87</b>
<b>Marcellus</b>	<b>2,550</b>	<b>1,122</b>	<b>1,089</b>	<b>212</b>
<b>Total</b>	<b>3,461</b>	<b>1,760</b>	<b>1,498</b>	<b>299</b>
<b>SWRO - Pittsburgh</b>	<b>Inspections</b>	<b>Wells Inspected</b>	<b>Violations</b>	<b>Enforcements</b>
<b>Non Marcellus</b>	<b>4,188</b>	<b>2,694</b>	<b>185</b>	<b>123</b>
<b>Marcellus</b>	<b>1,963</b>	<b>673</b>	<b>106</b>	<b>78</b>
<b>Total</b>	<b>6,151</b>	<b>3,367</b>	<b>291</b>	<b>201</b>
<b>NWRO – Meadville</b>	<b>Inspections</b>	<b>Wells Inspected</b>	<b>Violations</b>	<b>Enforcements</b>
<b>Non Marcellus</b>	<b>6,110</b>	<b>4,349</b>	<b>892</b>	<b>197</b>
<b>Marcellus</b>	<b>477</b>	<b>149</b>	<b>23</b>	<b>15</b>
<b>Total</b>	<b>6,587</b>	<b>4,498</b>	<b>915</b>	<b>212</b>
<b>Combined Total</b>	<b>Inspections</b>	<b>Wells Inspected</b>	<b>Violations</b>	<b>Enforcements</b>
<b>Non Marcellus</b>	<b>11,209</b>	<b>7,681</b>	<b>1,486</b>	<b>407</b>
<b>Marcellus</b>	<b>4,990</b>	<b>1,944</b>	<b>1,218</b>	<b>305</b>
<b>Total</b>	<b>16,199</b>	<b>9,625</b>	<b>2,704</b>	<b>712</b>

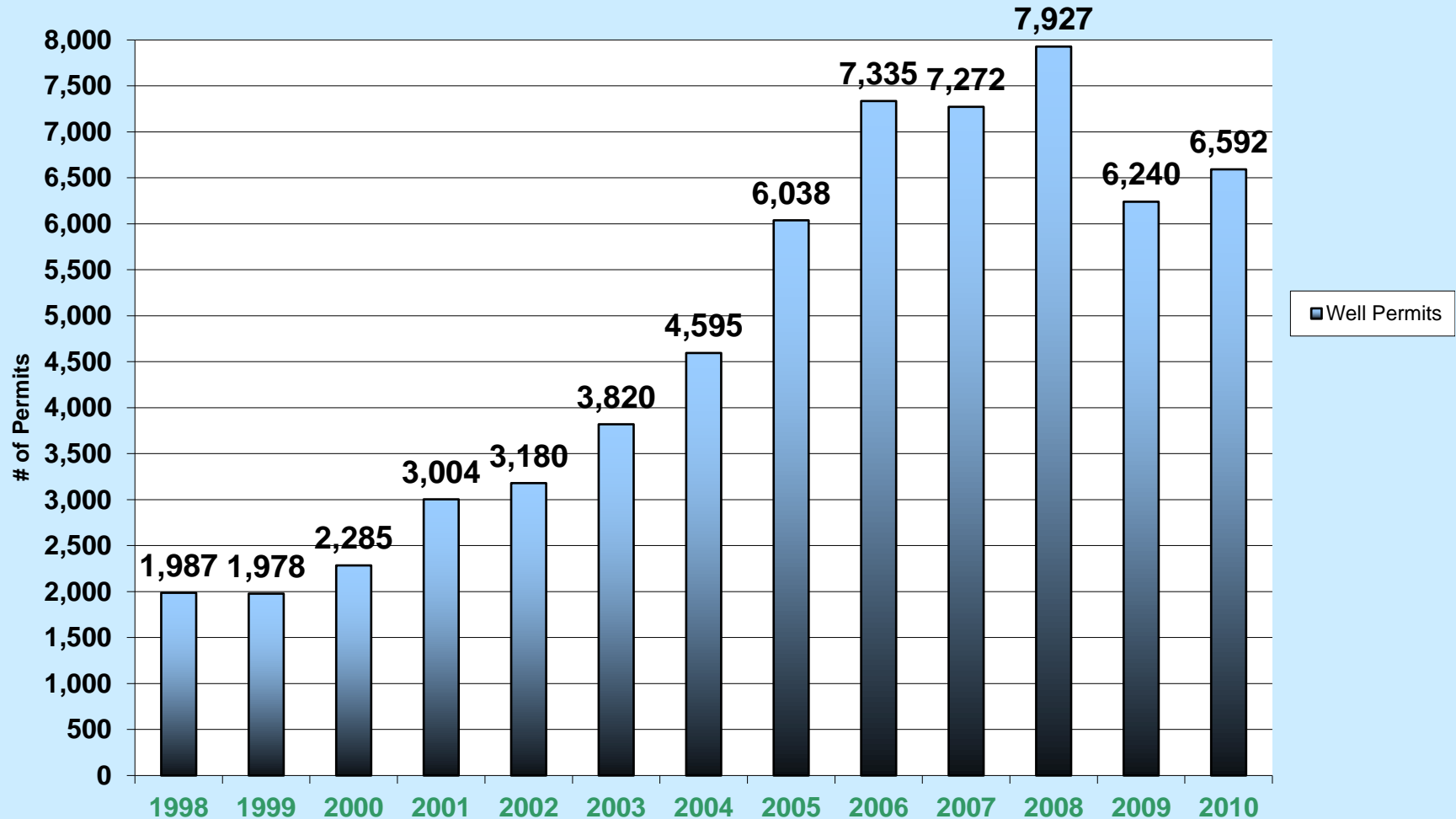
2 "Inspections"- This is a count of each inspection.

3 "Wells Inspected" – This is a count of the number of wells inspected. Some wells are inspected more than once during the time period.

Department of Environmental Protection  
Bureau of Oil and Gas Management  
Year End Workload Report  
(January 1, 2010 thru December 31, 2010)

Well Permits Issued by Year

01/06/2011



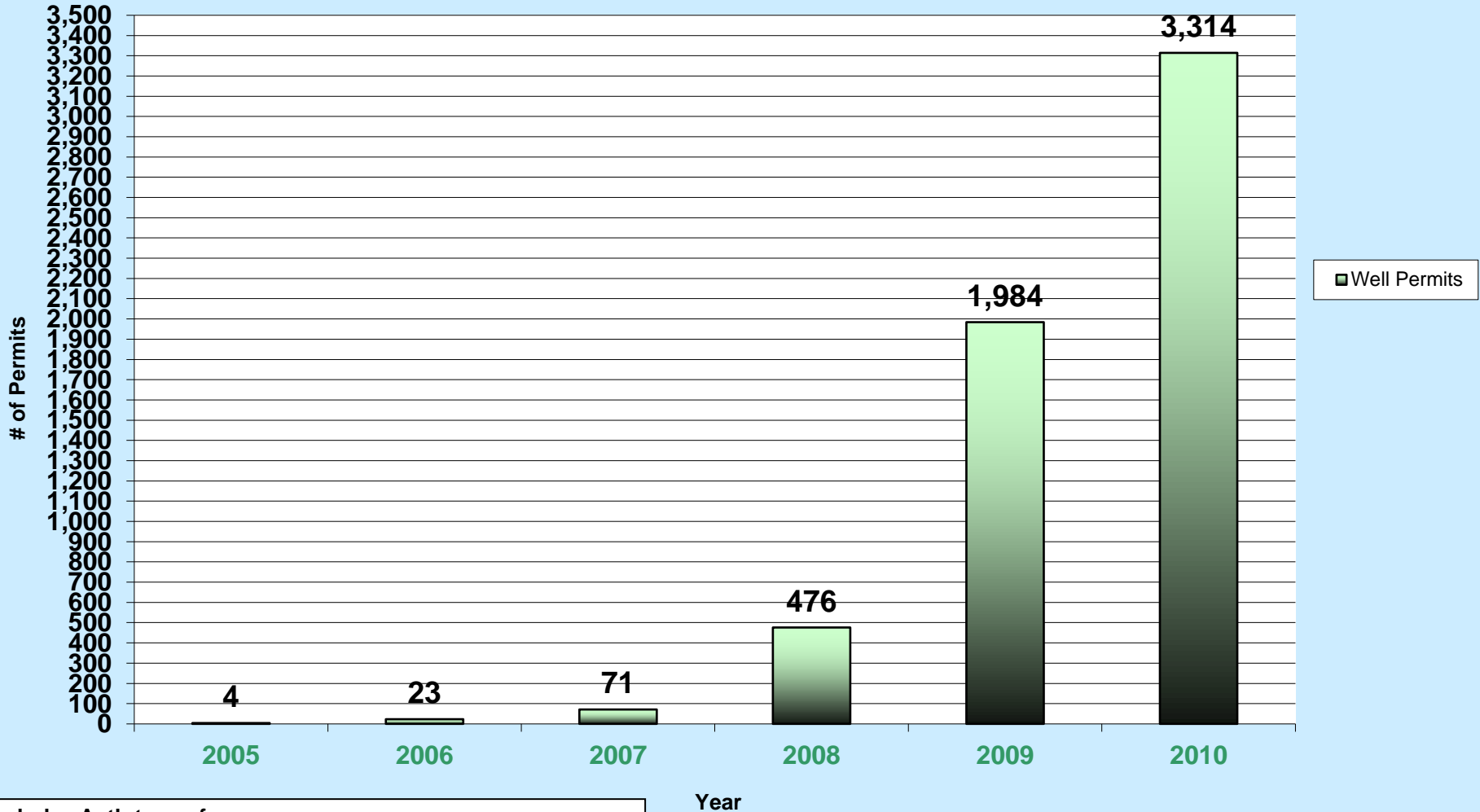
Includes Auth type of  
Drill & Operator Well Permits, Drill Deeper and Redrills.

Year

Department of Environmental Protection  
Bureau of Oil and Gas Management  
Year End Workload Report  
(January 1, 2010 thru December 31, 2010)

Marcellus Shale  
Well Permits Issued by Year

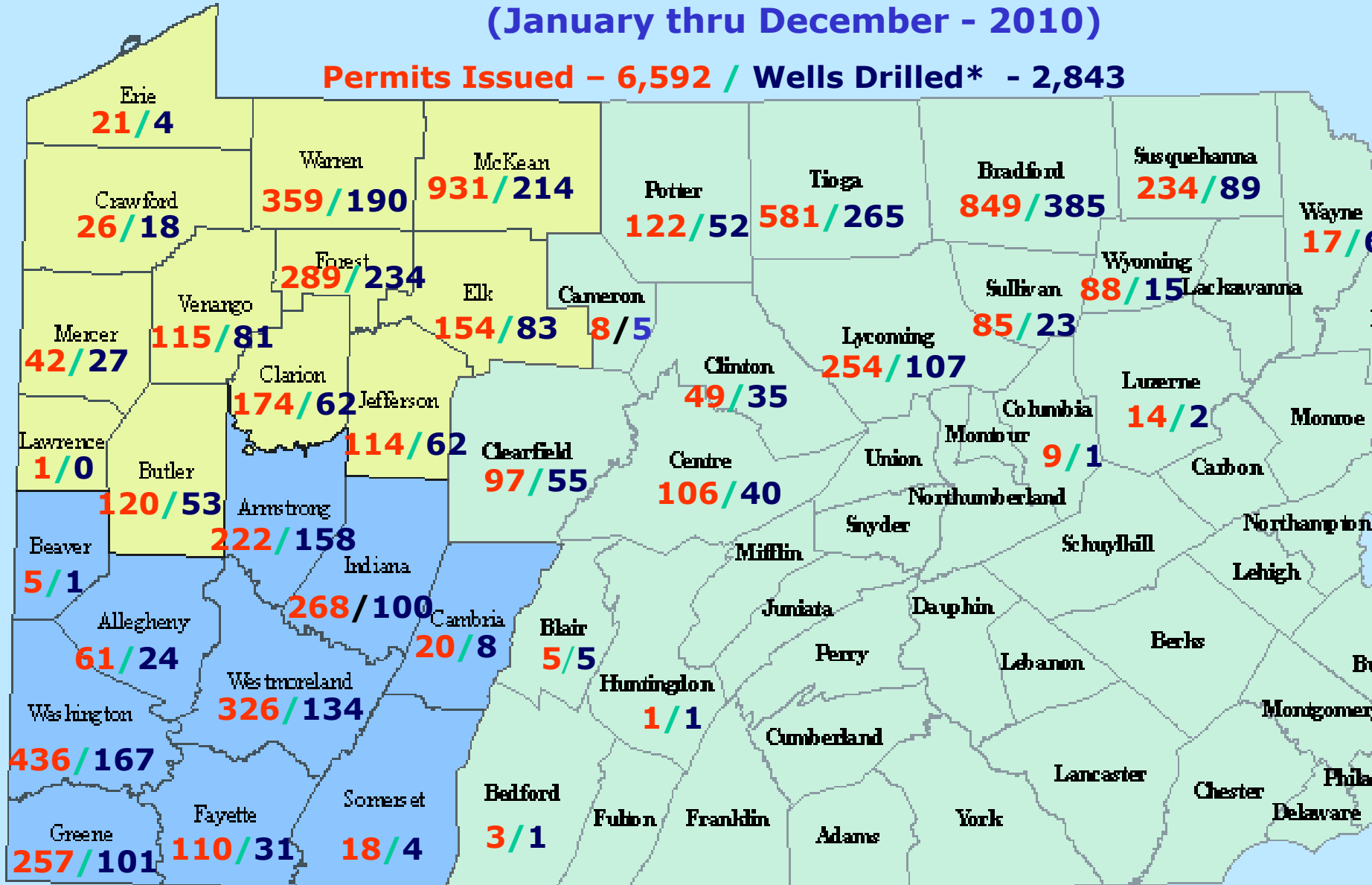
01/06/2011



Includes Auth type of  
Drill & Operator Well Permits, Drill Deeper and Redrills.

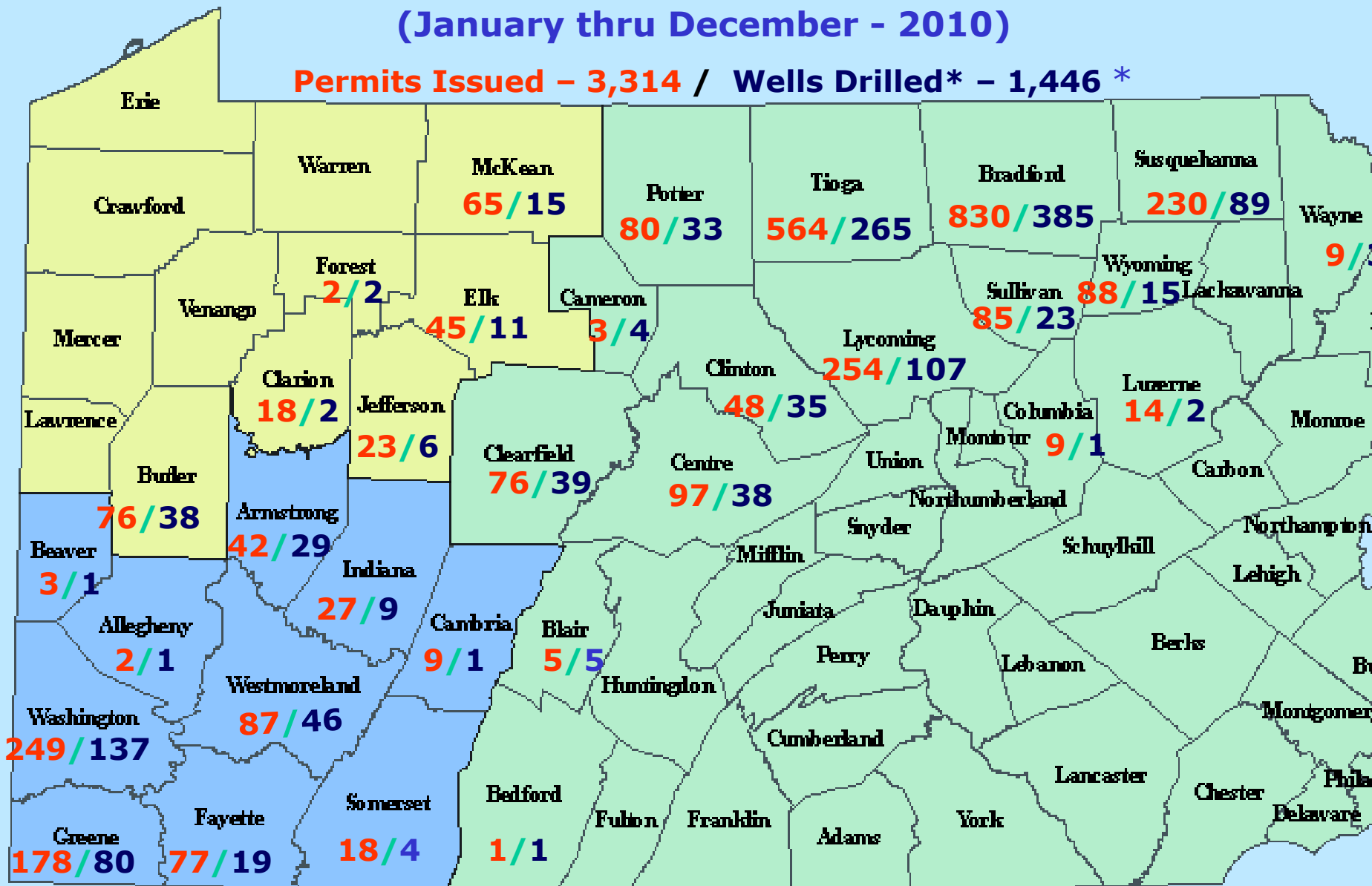
# Department of Environmental Protection Bureau of Oil and Gas Management All Permits Issued & Wells Drilled (January thru December - 2010)

**Permits Issued – 6,592 / Wells Drilled\* – 2,843**



Department of Environmental Protection  
 Bureau of Oil and Gas Management  
 Marcellus Shale Permits Issued & Wells Drilled  
 (January thru December - 2010)

Permits Issued – 3,314 / Wells Drilled\* – 1,446 \*

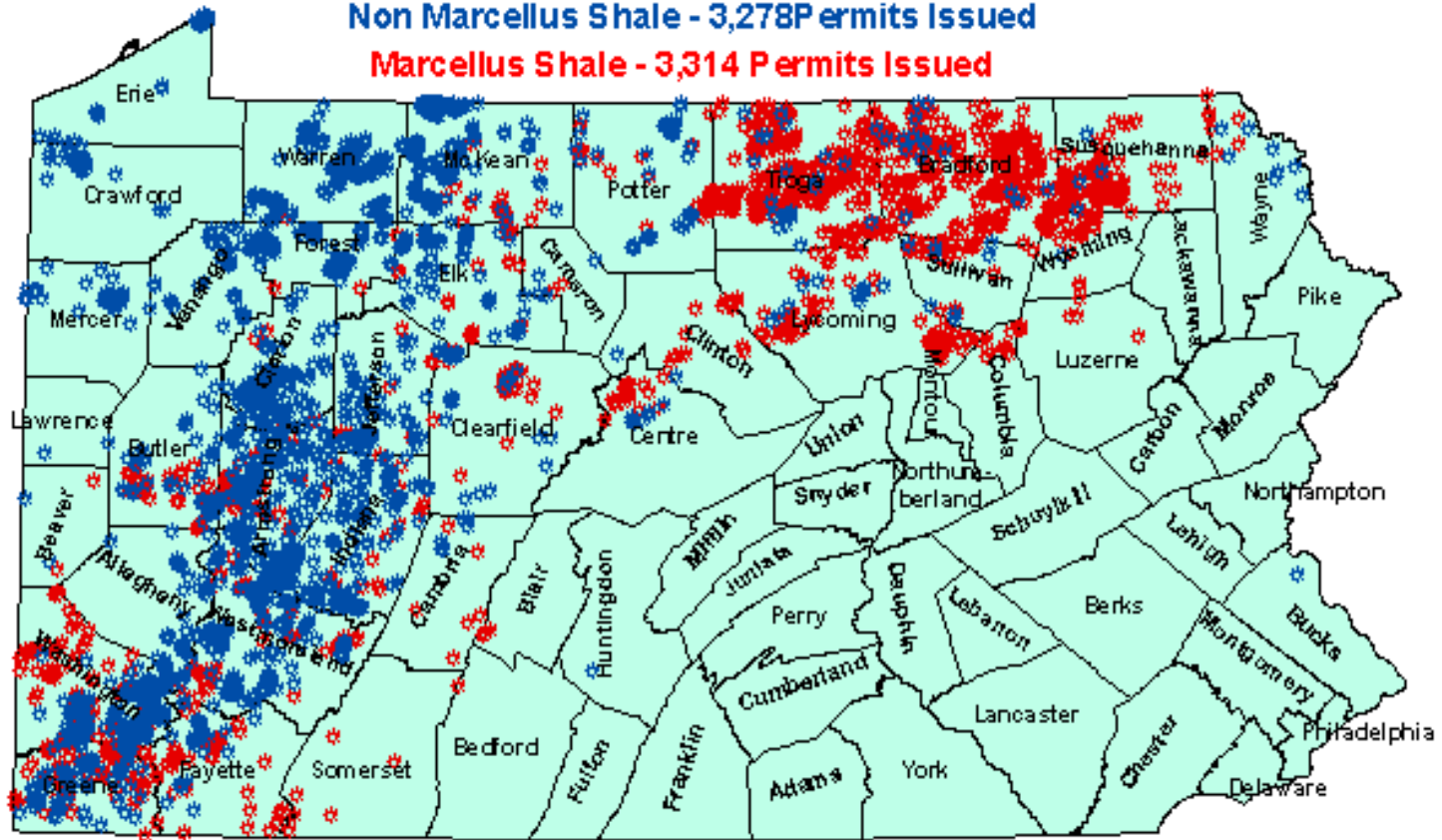


# Department of Environmental Protection Bureau of Oil and Gas Management Well Permits Issued

Total Permits Issued January thru December 2010 - 6,592

Non Marcellus Shale - 3,278 Permits Issued

Marcellus Shale - 3,314 Permits Issued



Updated 1/25/2011

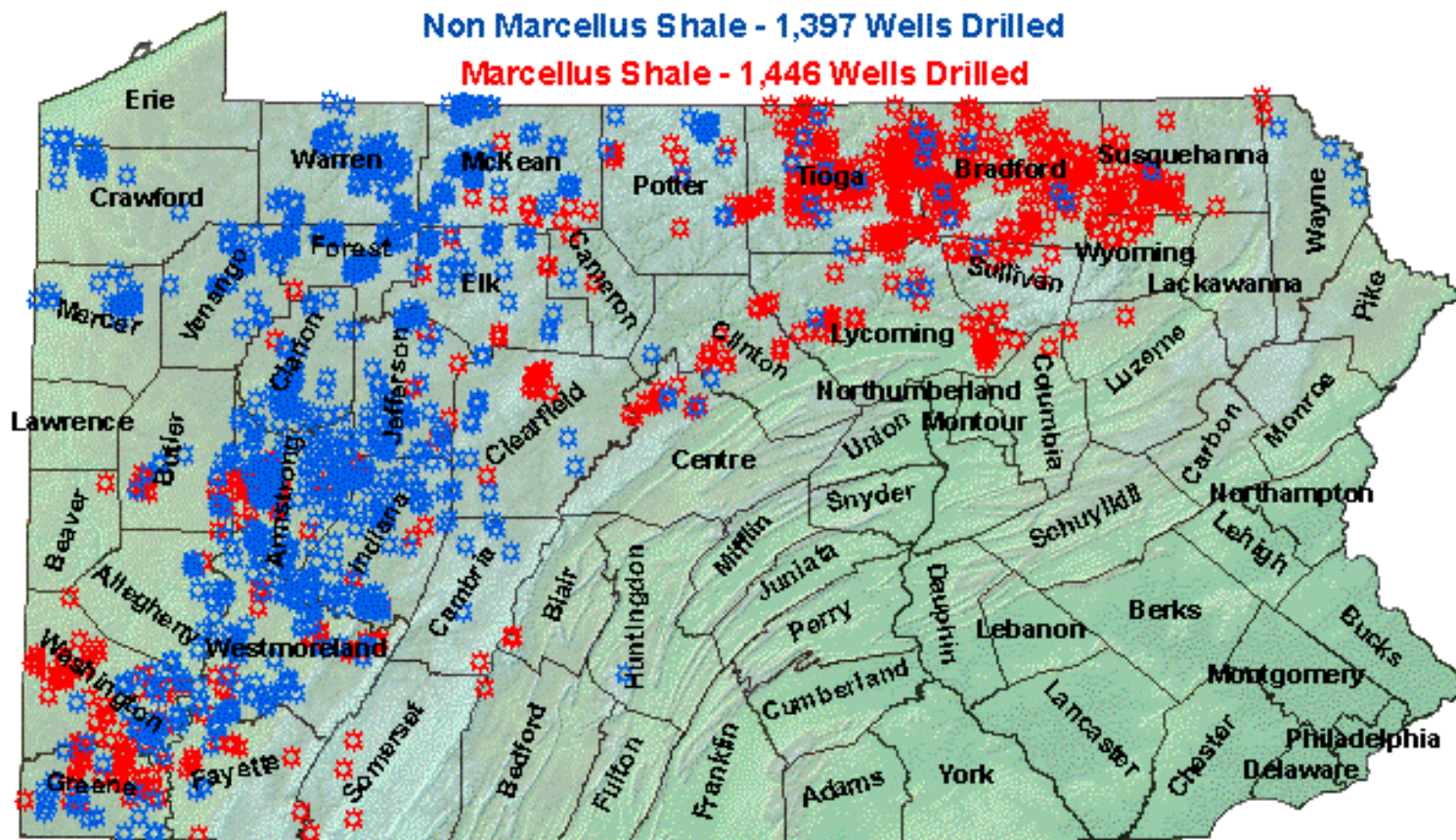


# Department of Environmental Protection Bureau of Oil and Gas Management Wells Drilled

2010 January-December Wells Drilled - 2,843

Non Marcellus Shale - 1,397 Wells Drilled

Marcellus Shale - 1,446 Wells Drilled



As Reported by Operators

Updated 01/25/2011

**Department of Environmental Protection  
Bureau of Oil and Gas Management  
Year End Workload Report  
(January 1, 2010 thru December 31, 2010)**

**WELL PERMIT APPLICATIONS IN PROCESS**

<b>NCRO - Williamsport</b>	<b>Total In Process</b>	<b>&lt; 60 Days</b>	<b>60 to 195 Days</b>	<b>&gt; 195 Days</b>
<b>Non Marcellus</b>	<b>9</b>	<b>2</b>	<b>5</b>	<b>2</b>
<b>Marcellus</b>	<b>175</b>	<b>161</b>	<b>8</b>	<b>6</b>
<b>Total</b>	<b>184</b>	<b>163</b>	<b>13</b>	<b>8</b>
<b>SWRO - Pittsburgh</b>	<b>Total In Process</b>	<b>&lt; 60 Days</b>	<b>60 to 195 Days</b>	<b>&gt; 195 Days</b>
<b>Non Marcellus</b>	<b>43</b>	<b>21</b>	<b>3</b>	<b>19</b>
<b>Marcellus</b>	<b>31</b>	<b>23</b>	<b>6</b>	<b>2</b>
<b>Total</b>	<b>74</b>	<b>44</b>	<b>9</b>	<b>21</b>
<b>NWRO - Meadville</b>	<b>Total In Process</b>	<b>&lt; 60 Days</b>	<b>60 to 195 Days</b>	<b>&gt; 195 Days</b>
<b>Non Marcellus</b>	<b>141</b>	<b>115</b>	<b>22</b>	<b>4</b>
<b>Marcellus</b>	<b>33</b>	<b>31</b>	<b>2</b>	<b>0</b>
<b>Total</b>	<b>174</b>	<b>146</b>	<b>24</b>	<b>4</b>
<b>Combined Total</b>	<b>Total In Process</b>	<b>&lt; 60 Days</b>	<b>60 to 195 Days</b>	<b>&gt; 195 Days</b>
<b>Non Marcellus</b>	<b>193</b>	<b>138</b>	<b>30</b>	<b>25</b>
<b>Marcellus</b>	<b>239</b>	<b>215</b>	<b>16</b>	<b>8</b>
<b>Total</b>	<b>432</b>	<b>353</b>	<b>46</b>	<b>33</b>

**Department of Environmental Protection  
Bureau of Oil and Gas Management  
Year End Workload Report  
(January 1, 2010 thru December 31, 2010)**

**Applications Received - 12 Month Average**

01/25/2011

■ Total Received     
 ✕ Marcellus     
 ▲ Non Marcellus

