



Oil and Gas Management



Online Mechanical Integrity Assessment Training

PADEP: Bureau of Oil and Gas Planning and Program
Management

Division of Well Plugging and Subsurface Activities





Presentation Outline

This training video tutorial includes

- Form A Overview
- Form A Use with Examples

Form A Basics

Form A Overview

- Only compatible with Microsoft Excel versions 2007 or later
- Color Coding of Cells:
 - YELLOW-SHADED boxes  MUST BE COMPLETED
 - BLUE-SHADED boxes  are OPTIONAL INSPECTION COMPONENTS or used to ACTIVATE OTHER FUNCTIONS
 - WHITE-SHADED boxes  are AUTO-POPULATED
 - HATCHED boxes  are NOT RELEVANT FOR THE WELL BEING EVALUATED
- Allows up to 250 wells to be monitored for four consecutive quarters

Form A Basics

Form A Overview

- Well construction details only need to be entered ONCE; information is retained when creating templates for subsequent years →

1. Well Operator/Owner	4a. Well Type			5. Water Level Accessible (Yes/No)	6. Freshwater Casing Only (Yes/No)	7. Annular Production (Yes/No)	8. Annular Production Inside Surface or Coal Casing String (Yes/No)	9. Number of Casing Strings Excluding Conductor Pipe, Tubing, and Liners	10. Surface or Coal Casing Set Depth (ft)
	<input type="button" value="Oil"/>	<input type="button" value="Gas"/>	<input type="button" value="Combo"/>						
	Oil (Freshwater Casing Only)			<input type="button" value="Yes"/>	<input type="button" value="Yes"/>	<input type="button" value="Yes"/>	<input type="button" value="Yes"/>	<input type="button" value="Customize Data Tables"/>	
	Combo (Freshwater Casing Only)								
	4b. Well Construction Information Not Readily Available			<input type="button" value="No"/>	<input type="button" value="No"/>	<input type="button" value="No"/>	<input type="button" value="No"/>		
	<input type="button" value="Set Up Well for First Inspection"/>								

Form A Basics

Form A Overview

- ❑ If conditions at the well remain unchanged between quarters, or are mostly static, data can be automatically transferred to the most recent quarter and manual edits made as needed →

12. All Well MIA
Conditions Unchanged
from Previous Quarter
(Y)

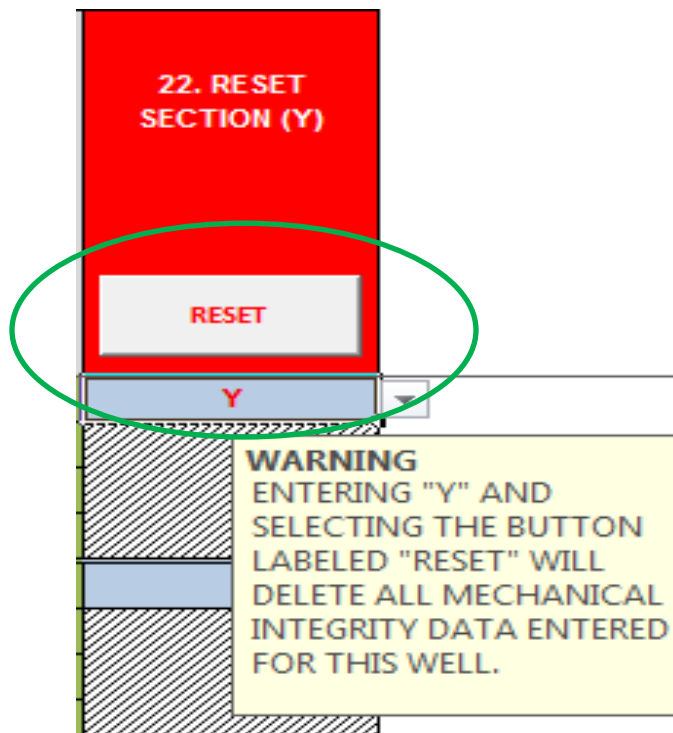
Transfer 4th Qtr From
Previous Year

Transfer Previous
Quarter's Data

Form A Basics

Form A Overview

- ❑ If well is set up incorrectly, the RESET SECTION feature allows the user to set up the well a second time →

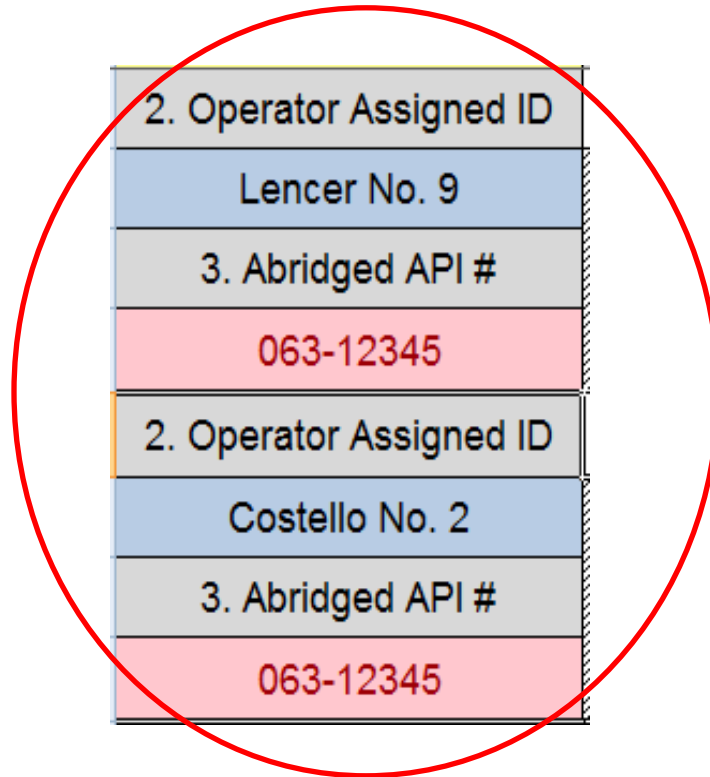


WARNING: THIS FEATURE WILL DELETE ALL INFORMATION ENTERED FOR THE WELL!

Form A Basics

Form A Overview

- ❑ Duplicate API numbers are automatically flagged in Form A and should be corrected →



2. Operator Assigned ID
Lencer No. 9
3. Abridged API #
063-12345
2. Operator Assigned ID
Costello No. 2
3. Abridged API #
063-12345



pennsylvania
DEPARTMENT OF ENVIRONMENTAL PROTECTION

Oil and Gas Management



Thank You

For questions, please contact:

Subsurface Activities Section

717.772.2199