


## INSTRUCTIONS FOR THE ON-LINE APPLICATION

The Environmental Education Grant Application must be submitted through the Department of Community and Economic Development's (DCED) Electronic Single Application website. **Paper and faxed copies will not be accepted.** The link to the on-line application can be found at:

<https://www.esa.dced.state.pa.us/Login.aspx>

### User Tips

- Electronic Single Application works best when accessed through Internet Explorer.
- If you allow your screen to sit idle for more than 30 minutes, you will lose the data entered since last save and will have to re-enter it.
- Save frequently.
- When completing the application, fields with a “” are required fields. If a required field is skipped, you will be notified later in the application to return to the affected section to complete the field.
- Do not use special characters in the fields such as \, /, \*, &, %, #, etc.
- You do not need to send the signature page and/or any further documentation to the Grants Center. All the information needed is contained in your on-line submission.
- **If you have questions or require assistance in completing the application, please call the DCED Customer Service Center at 1-800-379-7448. Their hours are from 8:30 a.m. – 5:00 p.m. EST Monday thru Friday.**
- Questions about the 2020 Environmental Education Grants Program should be directed to [RA-epEEgrants@pa.gov](mailto:RA-epEEgrants@pa.gov)
- Applications must be submitted by 11:59 p.m. on December 31, 2019.

## 1. Registration and Login

- If you are a first-time user, click the “REGISTER” button and follow the instructions.
- **Write down and save** the User name and Password you have chosen. You will need this later for your grant documents.

## 2. Begin a New Application

- Project Title – Enter the name of the project.
- Do you need help selecting your program – Select “Yes”
- Click on “CREATE A NEW APPLICATION”

**PA**

Home Help Contact Us Logout

Submitted Applications User Settings

### Begin a New Application

To begin a new Single Application For Assistance, enter a brief name for the project (up to sixty characters) and answer whether you need help selecting your program. If you already know the name of the program you want to apply for, answer "No".

Project Name

Do you need help selecting your program?

**CREATE A NEW APPLICATION**

### 3. Select Program

- Under “Agencies”, click on DEP.
- Scroll down and click “SEARCH”

**PA**

Home Help Save Print Contact Us Logout

**Program**

Agency: Pennsylvania Department of Community and Economic Development  
Applicant: DCED Web Application #: 8116127  
Program: DCED

### Select Program

Below is a listing of the types of organizations and projects that are most commonly funded. You may select more than one option. If no options are selected, all programs will display.

**Agencies**  
Select to limit the search results

PCA  DCED  DEP  Dept of Agriculture  Office of the Budget  PEMA  PENNDOT  PHMC

[Clear Agencies](#)

**Non-Profit/Government Enterprise Types** ([Display For-Profit Program Finder](#))

If you are applying on behalf of a company, you may want to search the For-Profit Program Finder (click the link above).

Authority

College/University

Economic Development Provider  
Types of organizations include but are not limited to: Area Loan Organizations (ALO), Community Development Financial Institutions (CDFI), Economic Development Corporations (EDC), Industrial Development Authorities (IDA), Industrial Development Corporations (IDC), Local Development Districts (LDD), Redevelopment Authorities, and Regional Export Networks (REN).

Municipality - County Government and Councils of Governments (COGs) should also check this option for eligible programs.

Other Government or Non-Profit -  
Programs that are available to Government or Non-Profit organizations not listed above. Non-Profit/Government organizations listed above may also want to check this section for additional funding sources. Private Non-Profit organizations competing in primarily For-Profit industries may also want to check the For-Profit Program Finder for potential programs after using the Non-Profit Program Finder.

**Use of Funds**

Be sure to carefully read the Program Fact Sheet and Guidelines to make sure the project costs are eligible for funding. If the project does not match any of the options listed below, leave this section blank to view all programs.

Advanced Technology - Including Biotechnology, Life Sciences, and Nanotechnology.

Community Services - Examples include Low Income Assistance projects and Emergency Responders programs.

Infrastructure / Site Development / Housing - Including Construction, Environmental Assessments and Clean-Up, Land and Building Acquisition.

Machinery and Equipment

Planning / Marketing - Encompasses a wide range of projects, including Consulting Services, Municipal Planning, Research and Development, and Tourism Promotion.

Workforce Development - Including Education and Job Training.

**Sort By**  
Show Single Application Programs First


**SEARCH**

## 4. Apply

- Scroll down through the various grant offerings, locate “Environmental Education Grants Program” and click on the “Apply” link.

**Environmental Education Grants Program**  
**Pennsylvania Department of Environmental Protection**

 [Apply](#)



Eligible Applicants

*(submissions by ineligible organizations will not be considered)*

- *Public schools and school districts (K-12) (includes Intermediate Units and Charter Schools)*
- *Incorporated private schools (under limited circumstances, private religious schools may be exempted from the incorporation requirement)*
- *Incorporated conservation and education organizations and institutions*
- *Universities and colleges*
- *County conservation districts*
- *Incorporated nonprofit organizations*
- *Businesses (must be registered to conduct business in Pennsylvania)*

The Department of Environmental Protection's (DEP) Environmental Education Grants Program welcomes applications for the development of innovative formal and non-formal education projects that: 1) Address grant program priorities; 2) Provide opportunities to expand the public's understanding of Pennsylvania's environmental issues; and 3) Develop skills required to make informed decisions and take responsible action on behalf of the environment.

Additional Information: [Program Fact Sheet](#), [Guidelines](#)

## Applicant Information

To copy your Registration information into the application, click the "Use Account Information" button below.

USE ACCOUNT INFORMATION

Applicant Entity Type:

<input type="radio"/> Limited Liability Partnership	<input type="radio"/> Partnership
<input type="radio"/> Government	<input type="radio"/> Non-Profit Corporation
<input type="radio"/> Sole Proprietorship	<input type="radio"/> Limited Liability Company
<input type="radio"/> S Corporation	<input type="radio"/> C Corporation

Applicant Name:

NAICS Code:

FEIN/SSN Number:

\*Please enter FEIN as 9 digits, no dash.

DUNS Number:

CEO:

CEO Title:

SAP Vendor #:

(xxxxxx or xxxxxx-xxx)

Contact Name:

Contact Title:

Phone:  Ext.

(xxx-xxx-xxxx)

Fax:

E-mail:

Mailing Address:

City:

State:

Zip Code:

## Enterprise Type

Indicate the types of enterprises that describe the organization listed above. You may select more than one type.

<input type="checkbox"/> Advanced Technology	<input type="checkbox"/> Agri-Processor	<input type="checkbox"/> Agri-Producer	<input type="checkbox"/> Authority	<input type="checkbox"/> Biotechnology / Life Sciences
<input type="checkbox"/> Business Financial Services	<input type="checkbox"/> Call Center	<input type="checkbox"/> Child Care Center	<input type="checkbox"/> Commercial	<input type="checkbox"/> Community Dev. Provider
<input type="checkbox"/> Computer & Clerical Operators	<input type="checkbox"/> Defense Related	<input type="checkbox"/> Economic Dev. Provider	<input type="checkbox"/> Educational Facility	<input type="checkbox"/> Emergency Responder
<input type="checkbox"/> Environment and Conservation	<input type="checkbox"/> Exempt Facility	<input type="checkbox"/> Export Manufacturing	<input type="checkbox"/> Export Service	<input type="checkbox"/> Food Processing
<input type="checkbox"/> Government	<input type="checkbox"/> Healthcare	<input type="checkbox"/> Hospitality	<input type="checkbox"/> Industrial	<input type="checkbox"/> Manufacturing
<input type="checkbox"/> Mining	<input type="checkbox"/> Other	<input type="checkbox"/> Professional Services	<input type="checkbox"/> Recycling	<input type="checkbox"/> Regional & National Headquarters
<input type="checkbox"/> Research & Development	<input type="checkbox"/> Retail	<input type="checkbox"/> Social Services Provider	<input type="checkbox"/> Tourism Promotion	<input type="checkbox"/> Warehouse & Terminal

## 5. Applicant Information

- **Select the applicant entity type and fill in the applicant's (business, organization, school district, university, etc.) official (legal) name.**  
For instance, if an elementary teacher is submitting a proposal, enter the name of the school district. If unsure of the official name, check with the organization's business office. **Do not use a fictitious name.**
- For the NAICS Code, use the drop- down box to select the organization's focus. This automatically inserts the NAICS code.
- FEIN Number (Federal Employer Identification Number). The applying organization's business office has the nine-digit number. The EIN must be the applying organization's number.
- Complete the CEO's name and title. The person in charge of the daily operation of the workplace, i.e. school principal, executive director or county conservation district manager.
- Fill in the Commonwealth's SAP Vendor Number. The applying organization's business office has this number.

## 6. Project Overview

- Project Name – The project name (title) will auto-populate.
- Is this project related to another previously submitted project – Select yes or no. If yes, explain.
- Have you contacted anyone at DEP about your project – If so, please indicate yes and indicate whom.
- Is your community certified through Sustainable Pennsylvania? Select yes or no. If yes, what level?
- Are you interested in applying for multiple funding sources for this project? If you are interested in submitting additional grant applications, select, “yes.” While applicants are only permitted to apply for one project per application, by answering “yes”, you will be given the ability to submit another application.
- Site Locations – Enter as many sites that are applicable for your project.

The rest of the information in the Project Overview section is not required and does not need to be filled out.

Agency: Pennsylvania Department of Environmental Protection  
Applicant:  
Program: Environmental Education Grants Program  
[Program Fact Sheet](#) [Program Guidelines](#) Web Application #: 8178937

---

### Project Overview

Project Name: ♦  
Jen's Environmental Education Grant

Is this project related to another previously submitted project?  
 No  Yes

If yes, indicate previous project name:

Have you contacted anyone at DEP about your project?  
 No  Yes

If yes, indicate who:

Is your community certified through [Sustainable Pennsylvania](#)?  
 No  Yes

If yes, what level:  
 Bronze  Silver  Gold  Platinum

Are you interested in applying for multiple funding sources for this project?  
You are only permitted to apply for one program per application. By answering "Yes", you will be given the ability to apply for an additional program on the Certification page after this application has been submitted.  
 No  Yes

How many Site Locations are involved in the project?

Click on “Continue”



## 7. Project Site

- Address – Enter the project location site. **P.O. Boxes are not acceptable.**
- City, State and Zip Code – Enter this information.
- County – Select county from the dropdown box.
- Municipality – Select municipality from the dropdown box.
- PA House, Senate and US House – These fields will auto-populate based on county and municipality. If a Legislator is not auto-populated, please visit <http://www.legis.state.pa.us/cfdocs/legis/home/findyourlegislator/>
- Designated Areas – Leave blank.

**Project Site Location(s)**  
To add Project Site Locations, please see the [Project Overview](#) section.

**Site 1**

Address:

City:

State: PA

Zip Code:

County: -- Select County --

Municipality: -- Select Municipality --

PA House:

PA Senate:

US House:

Designated Areas:

<input type="checkbox"/> Act 47 Distressed Community	<input type="checkbox"/> Brownfield
<input type="checkbox"/> Enterprise Zone	<input type="checkbox"/> Greenfield
<input type="checkbox"/> Keystone Innovation Zone	<input type="checkbox"/> Keystone Opportunity Zone
<input type="checkbox"/> Prime Agricultural Area	<input type="checkbox"/> Uses PA Port

[Continue](#)

Click on "Continue"





## 8. Project Narrative

- Complete the project narrative section.

**Project Narrative**

Adequate answers to the Project Narrative questions below are required. Uploaded attachments or mailed documents are no longer permitted in this section of the application. If a more detailed narrative is required for the Program selected, instructions will either be provided in the Program Addenda section or the Program Guidelines.

**Identified Problem** ♦

Provide a concise (2-3 sentence) description of the project.

Example: The (applying organization) will hold three elementary education workshops (grades 4-6), providing base knowledge about climate change as it relates to local water issues. The workshops will provide PA E&E standards-based, hands on activities. Participants will be formal and non-formal educators who primarily teach Environmental Justice community members.

Character Count: 0/3000 characters

**Project Outcomes** ♦

What do you plan to accomplish with this project?

Example: At least 15 Formal, Non-formal and /or Preservice educators will attend the each workshop. Content knowledge will increase, as reflected in Pre and Post evaluations. At least 80% of educators will incorporate content into their classrooms or other teaching venues, as reflected by Post-workshop surveys.

Character Count: 0/4000 characters

**Project Benchmarks** ♦


Provide a sequential explanation of the project steps with Activity Letters (A, B, C, etc.) that represent the benchmark tasks to be accomplished.

Example: As soon as the grant is awarded, planning (A). Scheduling (B) and advertising (C) will begin. Draft evaluation tools will be submitted in August 2019 (D). Workshops will be held September 2019-March 2020 (E). The committee will meet following each workshop to assess and modify, based on post-test results and participant feedback (F). Final Progress report, including evaluation results will be submitted by July 15, 2020 (G).

Character Count: 0/4000 characters

[Continue](#)



Click on “Continue”

## 9. Program Budget

### Spreadsheet Tab

- Complete the Program Budget section.
- Enter Project Match (Cash or In-Kind) by clicking on “Add funding source.” Enter Source Name. Use the drop-down to select the Source Type. Repeat the process for each Match Source (Name and Type.)

Home Help Save Print Contact Us Logout

Program Applicant Project Overview Project Site Narrative Budget Addenda Certification

Agency: Pennsylvania Department of Environmental Protection  
Applicant: Web Application #: 8178937  
Program: Environmental Education Grants Program  
[Program Fact Sheet](#) [Program Guidelines](#)

### Program Budget

Please see the [Help](#) section for details on how to complete the Program Budget.

**Spreadsheet** Basis of Cost

#### Budget Spreadsheet

The first column indicates the amount of funding you are requesting from DEP. After completing the budget, please complete the [Basis of Cost](#) tab. Included is a Budget Narrative where you can provide a more detailed description of specific line items.

Add funding source	Environmental Education Grants Program	Total
DEP Environmental Education Grant - <a href="#">Collapse</a>	\$0.00	
People Costs <a href="#">Remove</a>	\$0.00	\$0.00
Travel Costs <a href="#">Remove</a>	\$0.00	\$0.00
Other Costs <a href="#">Remove</a>	\$0.00	\$0.00
Resource Costs <a href="#">Remove</a>	\$0.00	\$0.00
Total	\$0.00	
	<b>Budget Total:</b>	\$0.00

1" 1" 1" 1"

[Continue](#)

Click on “Continue”

## Basis of Cost Tab

- Complete the Basis of Cost section.

Program Applicant Project Overview Project Site Narrative Budget Addenda Certification

Agency: Pennsylvania Department of Environmental Protection  
Applicant: Web Application #: 8178937  
Program: Environmental Education Grants Program  
[Program Fact Sheet](#) [Program Guidelines](#)

### Program Budget

Please see the [Help](#) section for details on how to complete the Program Budget.

Spreadsheet **Basis of Cost**


**Basis of Cost** ♦  
Provide the basis for calculating the costs that are identified in the Project Budget.

Appraisals  Bids/Quotations  
 Budget Justification  Contractor Estimates  
 Engineer Estimates  Sales Agreements

**Budget Narrative** ♦  
The narrative must specifically address each of the cost items identified in the Budget Spreadsheet.  
Character Count: 0/2000

[Continue](#)

Click on "Continue"



## 10. Program Addenda

- **Efacts ID** – If known, fill in the organization’s Efacts ID
- **Project Director Information** – The project director serves as the point of contact for budget and program information. The project director coordinates grant activities and communicates with the applying organization.
  - Indicate the official name of the applying organization.
  - Indicate the project director’s name, email and phone number.
- **Project Title** – Enter the name of the project.
- **Project Priorities** – Select all priorities that will be addressed by selecting either “yes” or “no”.
- **Project Type** – Select the type of project. Non-Formal Environmental Education Projects will engage audiences outside of the formal k-12 classroom setting. K-12 Environmental Education Projects will engage audiences within the formal k-12 setting.
- **Grant Track** – Select the grant track, indicating if the proposal is a **Mini grant**, seeking up to \$3,000 in funding, a **General Grant Level I**, seeking from \$3,001 - \$20,000 in funds, or a **General Grant Level II**, seeking from \$20,001 - \$85,000 in funds.
- **Where is the project located?** – Select applicable river basin or statewide reflecting where the project will take place.
- **If the project is located in more than one river basin, indicate below.** – Select additional river basin location(s) where the project will take place.
- **List watershed where project is located.** – Indicated the watershed(s) where your project is located. Find the watershed(s) at <http://cfpub.epa.gov/surf/locate/index.cfm>
- **Provide the project’s Latitude and Longitude location(s).** – Provide the project’s Latitude and Longitude information for each project location(s).

- **Will the project engage audiences of a Distressed Municipality, as designated under Act 47, Financially Distressed Municipalities Act or 1987?** – Indicate “Yes” or “No”. Such a municipality must be currently identified on the Department of Community and Economic Development’s website.
- **Select the appropriate entity type.** – Use the drop-down arrow to select the applying organization’s entity type.
- **Select your region.** – Use the drop-down arrow to select the applying organization’s DEP Region. Click on the Region link for assistance.
- **Grant Linkage** – Use the drop-down arrow to select “Yes” or “No” indicating if the grant application and/or its scope of work is related to any of the following: another DEP EE Grant proposal; a Dep Growing Greener Grant; a currently or formally funded DEP EE Grant; or another Grant Program. If “Yes” to any of the selections, explain in the space provided.
- **Please download and complete the detailed budget sheet.** – Refer to the EE Grant Guidance document (pages 10-11) to determine Eligible and Ineligible expenses. **Please note:** The DEP has the right to reject any line item expense during the grant agreement contracting process.
  - Download and complete the Detailed Budget sheet.
  - Follow the Detailed Budget sheet instructions.
  - The Detailed Budget sheet is an excel document that contains several tab. (People costs, Travel costs, Resource costs, Other costs, Match funds and Grand Total. Click on each tab and complete all sections, including activity letters. **DO NOT DELETE SHEETS** or attempt to insert or delete row.
- **Please upload your completed Detailed Budget sheet.** – Review the Detailed Budget sheet for accuracy and thoroughness. Upload the completed sheet.
  - **Submit the Detailed Budget sheet in Excel format only. A PDF will not be accepted.**

- **Please download and complete Partnering form.** – A Partnering form is required if match funds (either cash or in-kind) will be provided by an entity other than the applying organization. Provide a complete description of the Partnering match. The Partnering form must be signed by the partnering organization.
  - Fill in applying Organization’s name.
  - Complete the partnering organization(s) sections including the partner’s name, a description of the partner’s committed match and the partner’s telephone number.
  - Check the partner’s contribution type (match funds effort and/or programming assistance).
  - If applicable, list equipment or resource materials, purchased with grant funds, that will be housed with the partnering organization.
  - Secure the partnering organization’s authorized signature. Print the name of the individual signing the Partnering form (typically, a Director, Chief Fiscal Officer, Board member, or another individual who is authorized to make a financial or in-kind commitment on behalf of the partnering organization). Print the name of the authorized signature.
- **Please upload your completed Partnering form.** – Review the Partnering form for accuracy and thoroughness, including partner signatures. Upload the completed Partnering form(s).
- **SubContractors** – If an identified subcontractor will be used, provide the subcontractor’s name, FEIN Number and explain the work to be performed.
  - If a specific subcontractor is not yet identified, DEP must be contacted before the subcontractor work may begin.
- **Attach the Narrative.** - The narrative should clearly explain the proposed project, **in seven pages or less, including:**
  - Briefly describe the applying organization and its history of delivering Environmental Education programming. Including the credentials of the Project Leader and others, including partners and subcontractors, involved with the project’s implementation.

- Describe the proposed project, outlining the Environmental Education Grant Program priorities that will be addressed, the audience that will be reached, and the location(s) where the project will be implemented.
- Identify if the project will deliver a Non-Formal or Formal education program (refer to pages 6-7 of the 2020 EE Grants Program Manual).
- Address the Scope of Work describing:
  1. Project goals and objectives: The Project goals reflect what the applicant intends to achieve (project outcomes); the Project objectives include specific steps, or benchmarks, needed to reach the goals.
  2. Project benchmarks: A sequential timeline, detailing Project objectives, and deadlines. Benchmarks should include month/year deadlines for Midterm and/or Final Reports, requests for reimbursement and evaluation results. Label each benchmark with **Activity Letters** (A, B, C, etc.) The activity letters should coincide with the Detailed Budget Sheet.
- Note: The Assessment plan and evaluation results should be identified in the benchmarks. Draft assessment plans/tools must be submitted for review and feedback at least 6 weeks prior to a scheduled event, and no later than January 15, 2021. The evaluation results are due with the Final Report on July 15, 2021.
  - How the project will be promoted and “lessons learned” shared at the applicable local, state and/or national levels: venue.
  - The project’s technology component (s); and
  - The plan for sustaining the project after funding expires.

Agency: Pennsylvania Department of Environmental Protection

Applicant:

Web Application #: 8178937

Program: Environmental Education Grants Program

[Program Fact Sheet](#) [Program Guidelines](#)

## Program Addenda

Below are additional application requirements specific to the program you selected. If you are having problems completing the Program Addenda because your organization or project do not meet the requirements listed below, please try [changing your program](#).

Efacts ID 

### 1. Project Director Information (all other Project Information will be located in the site section)

Project Organization's Name 

Project Director's Name 

Project Director's eMail 

Project Director's Phone Number 

### 2. Project Title

### 3. Project Priorities

Water 

Climate Change 

Environmental Justice 


Other 

### 4. Project Type

Non-Formal Environmental Education Project 

Formal Environmental Education Project 

### 5. Grant Track

Mini-Grant (up to \$3,000) 

General Grant Level I (\$3,001-\$20,000) 



6. Where is the project is Located? ♦

7. If the project is located in more than one river basin, indicate below.

8. List watershed where project is located. ♦

Indicate the watershed(s) where your project is located. Find the watershed(s) by clicking [here](#).

9. Provide the project's Latitude and Longitude location(s). ♦

Character Count: 0 characters.

10. Will the project engage audiences of a Distressed Municipality, as designated under Act 47, Financially Distressed Municipalities Act or 1987? ♦

11. Select the appropriate entity type.

Use the drop-down arrow to select the applying organization's entity type. ♦

12. Select your region.

Use the drop-down arrow to select the applying organization's DEP Region. Click [here](#) for Region assistance. ♦

13. Grant Linkage

Use the drop-down arrow to select "Yes" or "No" indicating if the grant application and/or its scope of work is related to any of the following: another DEP EE Grant proposal; a DEP Growing Greener Grant; a currently or formally funded DEP EE Grant; or another Grant Program.

Another DEP EE Grant proposal this round. ♦

DEP Growing Greener Grant ♦

Currently-funded or formally-funded DEP EE Grant ♦

Another Grant Program ♦

If "Yes" to any of the selections, explain in the space provided ♦

Character Count: 0 characters.

14. Please download and complete the detailed budget sheet.

[Download Grant Detailed Budget Sheet](#) ♦

15. Please upload your completed detailed budget sheet. ♦

Upload Files

Use the control below to select your file. Each file can be no larger than 30MB.

File 1

Browse...

16. Please download and complete partnering form.

Secure the Partnering organization's authorized signature. (Typically, a Director, Chief Fiscal Officer, Board member, or another individual who is authorized to make a financial or in-kind commitment on behalf of the Partnering organization). ♦

[Partnering Form.DOC](#)

17. Please upload your complete partnering form. ♦

Upload Files

Use the control below to select your file. Each file can be no larger than 30MB.

File 1

Browse...

**18. SubContractors**

Will a Subcontractor be used? ♦

If "Yes," provide the Subcontractor name, FEIN number and explain the work to be performed below

No  Yes

Subcontractor Name

Subcontractor's Federal Employee Identification Number (FEIN)

Explain work to be performed by the Subcontractor FEIN

Character Count: 0 characters.

**19. Attach the Narrative** ♦

The narrative should clearly explain the proposed project in seven pages or less

Upload Files

Use the control below to select your file. Each file can be no larger than 30MB.

File 1

Browse...

## 11. Certification and Submission

- The application must be certified, by an authorized, electronic signature. This signature attests that the organization is supportive of the proposal and that the grant funds will not supplant existing funds.
- If there is any missing information in your application, your screen will look similar to the following example.
- Under the orange “Application Certification” heading, it will state, “The following sections are incomplete. All required fields marked with a red diamond must be completed before you are able to submit this application”.
- To add/correct the information on your application, click on the section heading to return to the page.

If your application is complete, your screen will look like this:

Agency: Pennsylvania Department of Environmental Protection  
Applicant:  
Program: AFIG – Innovative Technology Projects

Web Application #: 8177974

### Application Certification

The following sections are incomplete. All required fields marked with a red diamond (♦) must be completed before you are able to submit this application:

#### Applicant

- Entity Type is required.
- Applicant Name is required.
- NAICS Code is not a valid four digit code.
- FEIN Number is required.
- Ceo is required.
- Ceo Title is required.
- Contact Name is required.
- Contact Title is required.
- Phone Number must be a valid phone number, please use "-" instead of spaces. Must include area code xxx-xxx-xxxx.
- Phone Number is required.
- Mailing Address is required.
- City is required.
- Zip Code is required.
- Enterprise Type is required.
- Applicant Information has not saved correctly

#### Project Site Location(s)

- Project Site 1: County is required.
- Project Site 1: Municipality is required.
- Project Site 1: PA House District is required.
- Project Site 1: PA Senate District is required.
- Project Site 1: US Congressional House District is required.

#### Project Narrative

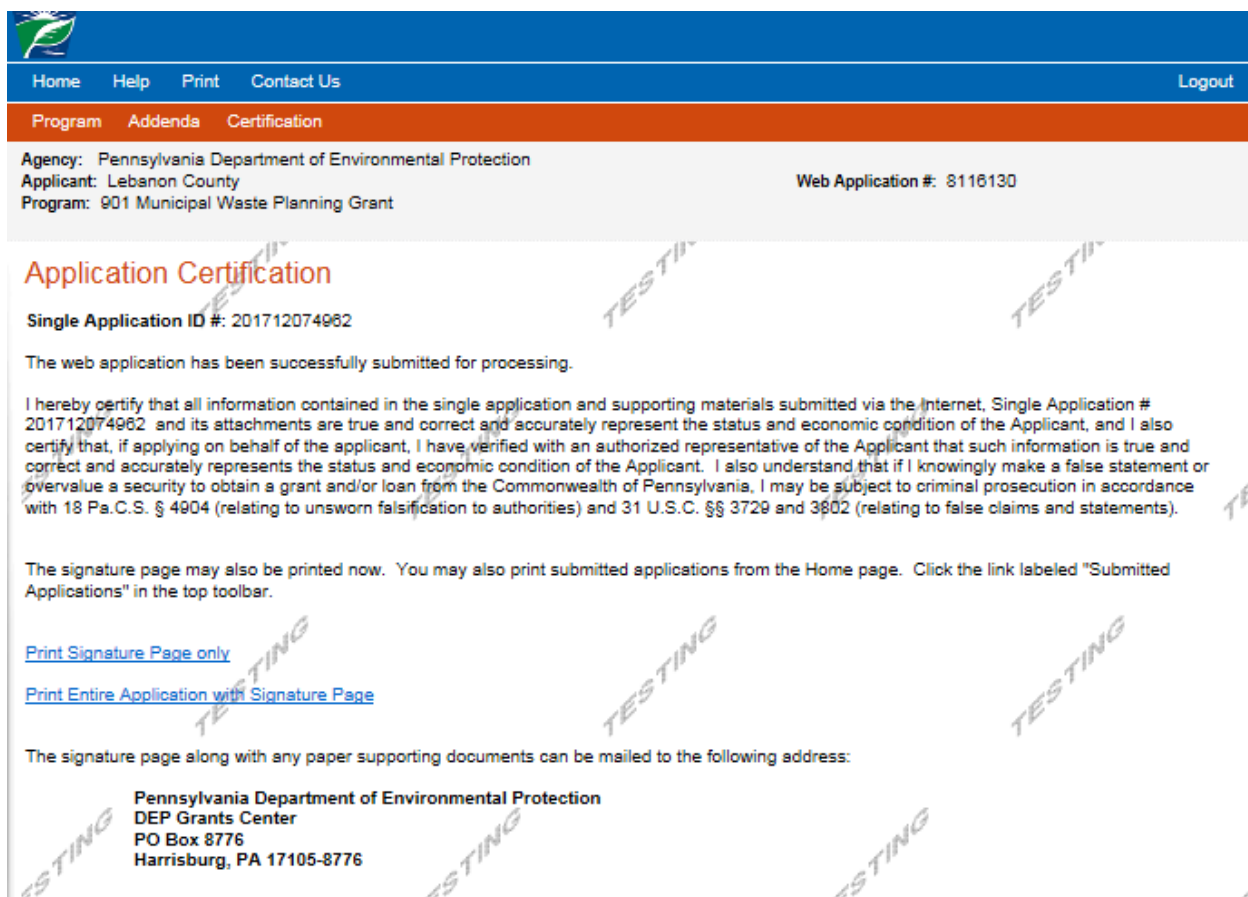
- Identified Problem is required.
- Project Plan is required.
- Use of Funds is required.

Complete the following fields:

- Indicate certification of application information by checking the related checkbox under the Electronic Signature Agreement.
- Indicate identity as one of the following:
  - I am the applicant
  - I am an authorized representative of the company, organization or local government.
  - I am a “Certified” Partner representative
- Type your name in the “Type Name Here” block. This will serve as your official e-signature and authorizes your application.
- Check the “Electronic Attachment Agreement” box.
- Click on “Submit Application”.

## 12. Application Receipt Verification

- If you want a copy of your application, click the “Print Entire Applications with Signature Page” link. You will always be able to access your application with the user name and password you created at the beginning of the application.
- Make sure to note the Single Application ID#. All future correspondence from the Department will reference this number.
- **You do not need to send the signature page and/or any further documentation to the Grants Center. All the information needed is contained in your on-line submission.**



The screenshot shows a web application receipt page. At the top, there is a blue navigation bar with links for Home, Help, Print, Contact Us, and Logout. Below this is an orange bar with links for Program, Addenda, and Certification. The main content area is white and contains the following information:

Agency: Pennsylvania Department of Environmental Protection  
Applicant: Lebanon County  
Program: 901 Municipal Waste Planning Grant  
Web Application #: 8116130

### Application Certification

Single Application ID #: 201712074962

The web application has been successfully submitted for processing.

I hereby certify that all information contained in the single application and supporting materials submitted via the Internet, Single Application # 201712074962 and its attachments are true and correct and accurately represent the status and economic condition of the Applicant, and I also certify that, if applying on behalf of the applicant, I have verified with an authorized representative of the Applicant that such information is true and correct and accurately represents the status and economic condition of the Applicant. I also understand that if I knowingly make a false statement or overvalue a security to obtain a grant and/or loan from the Commonwealth of Pennsylvania, I may be subject to criminal prosecution in accordance with 18 Pa.C.S. § 4904 (relating to unsworn falsification to authorities) and 31 U.S.C. §§ 3729 and 3802 (relating to false claims and statements).

The signature page may also be printed now. You may also print submitted applications from the Home page. Click the link labeled "Submitted Applications" in the top toolbar.

[Print Signature Page only](#)

[Print Entire Application with Signature Page](#)

The signature page along with any paper supporting documents can be mailed to the following address:

Pennsylvania Department of Environmental Protection  
DEP Grants Center  
PO Box 8776  
Harrisburg, PA 17105-8776

- **Congratulations!** You have completed the on-line application. You will be notified of your application status and subsequent steps in the next few weeks.