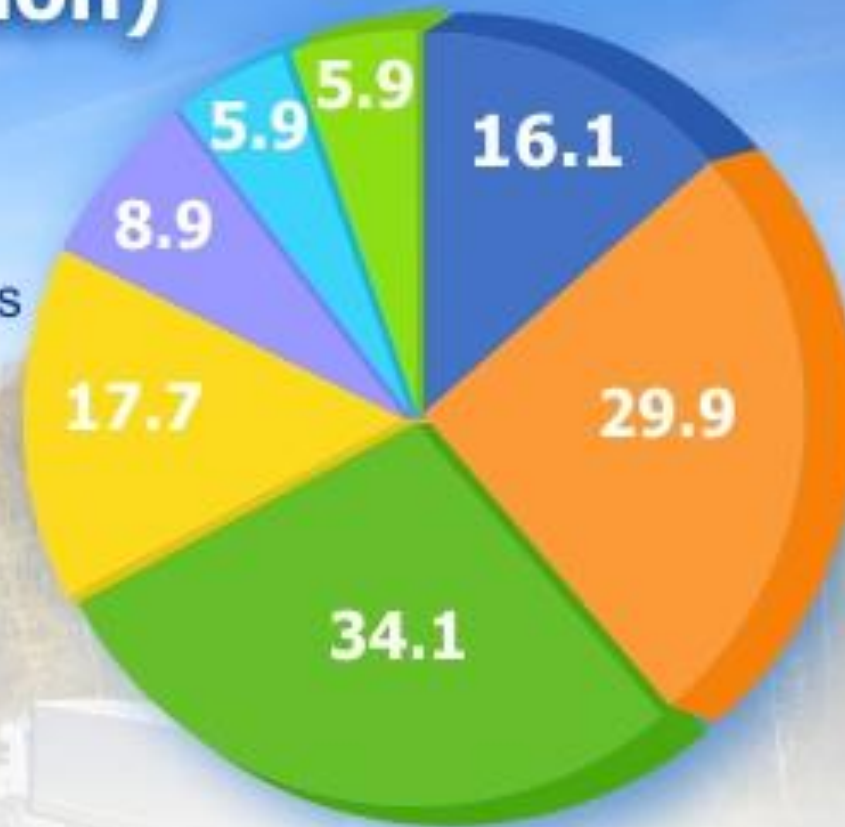


Driving PA Forward Diesel Programs (\$million)

- Ferries, Tugs, Freight Switchers
- Multi Category Rebates
- ZEV Supply Equipment Grants/Rebates
- Heavy Duty Trucks & Transit Buses
- DERA
- GSE, Forklifts, Port Cargo
- Ocean Going Shorepower

Total = \$118.5 (million)

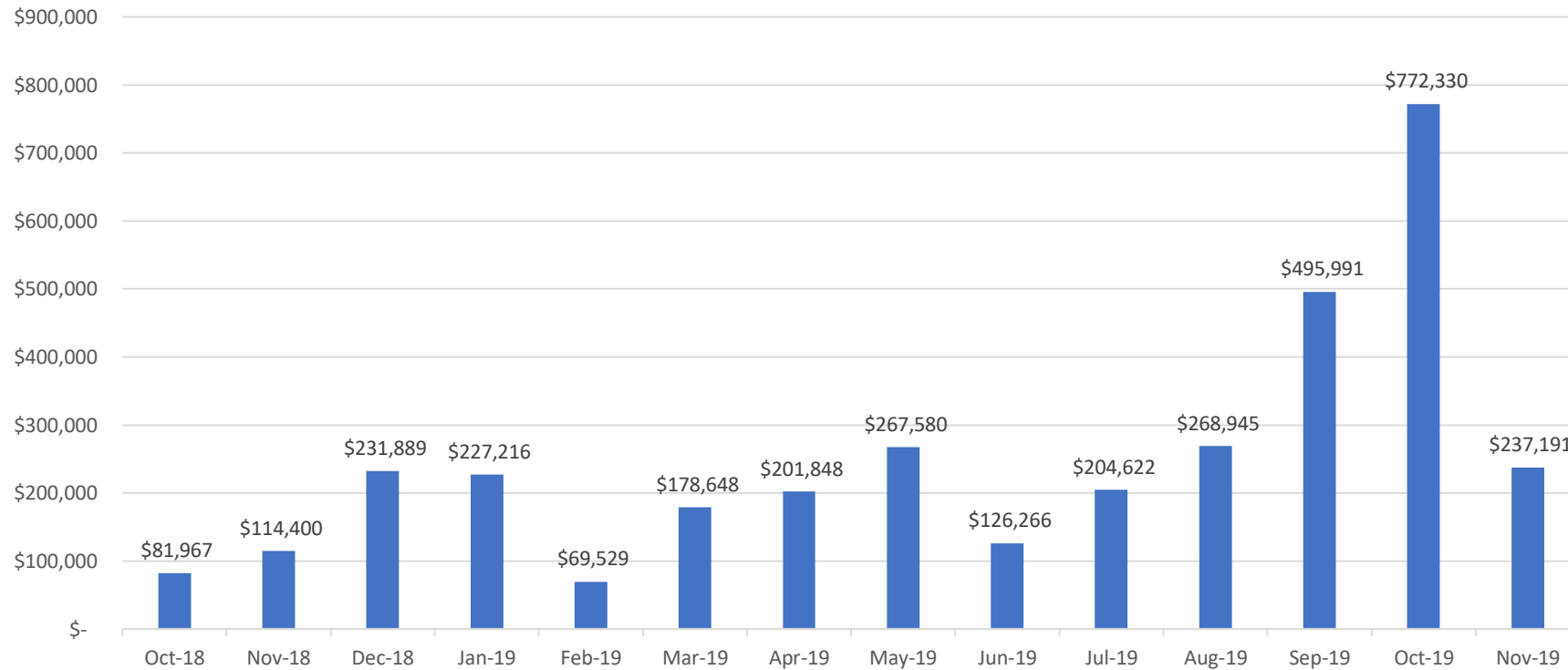


Level 2 EV Charger Rebates

- Amount awarded: \$3.48MM
- Total active vouchers issued: 251
- Number of approved plugs: 831
- Number of completed projects: 84 out of 251
- Number of installed plugs: 264 out of 831

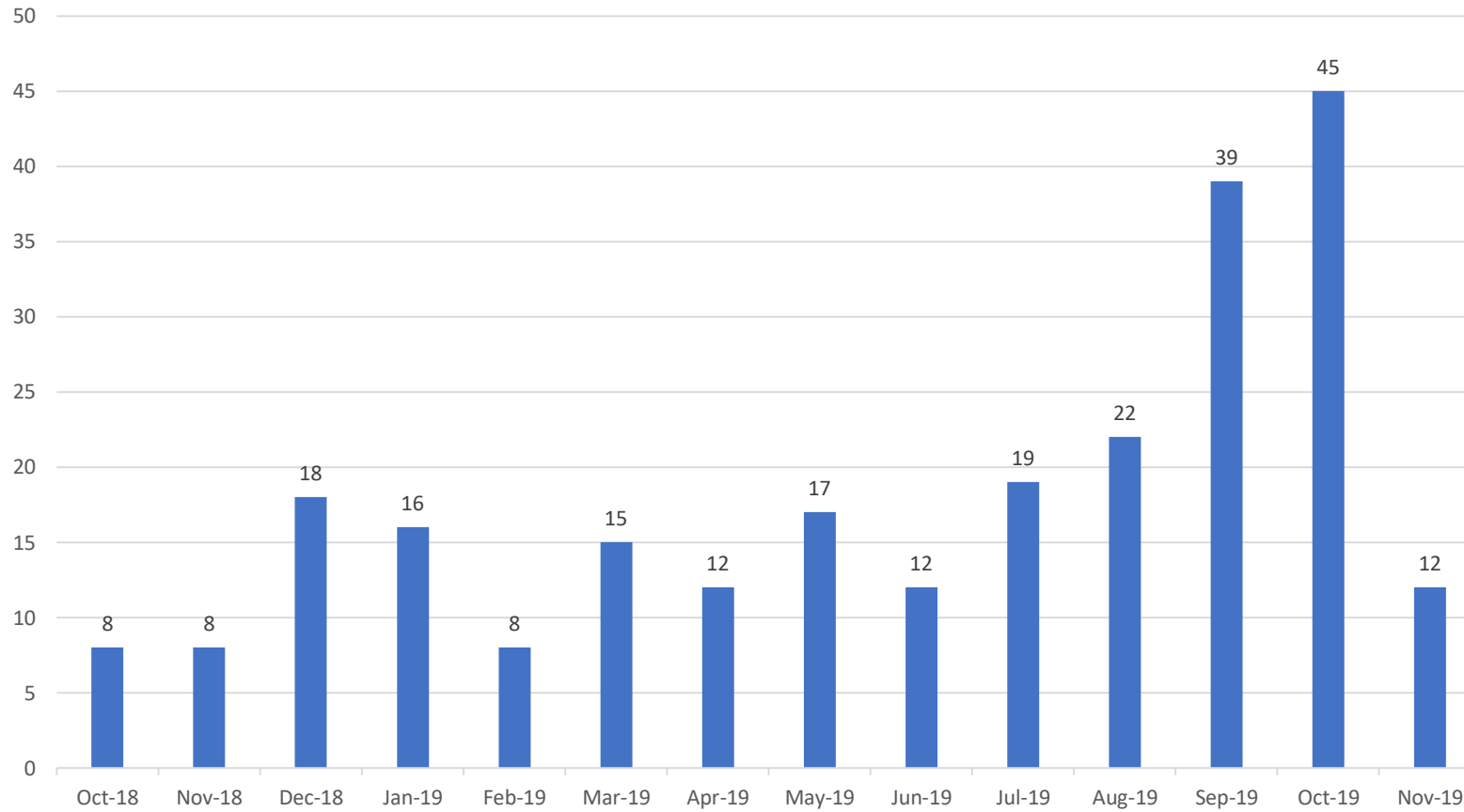
Level 2 EV Charging Rebates

Dollars in Applications Per Month



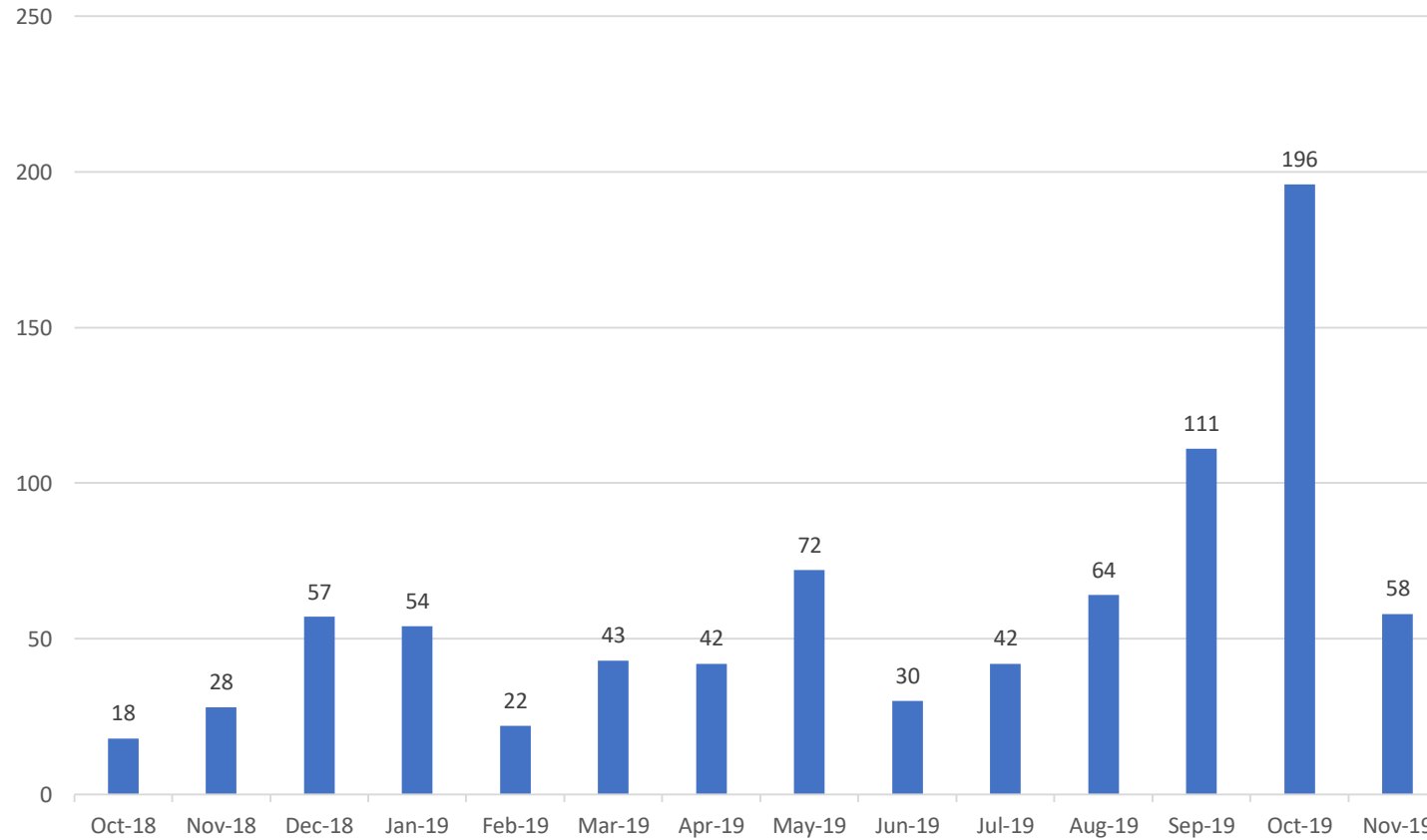
Level 2 EV Charging Rebates

Number of Rebate Applications Per Month



Level 2 EV Charging Rebates

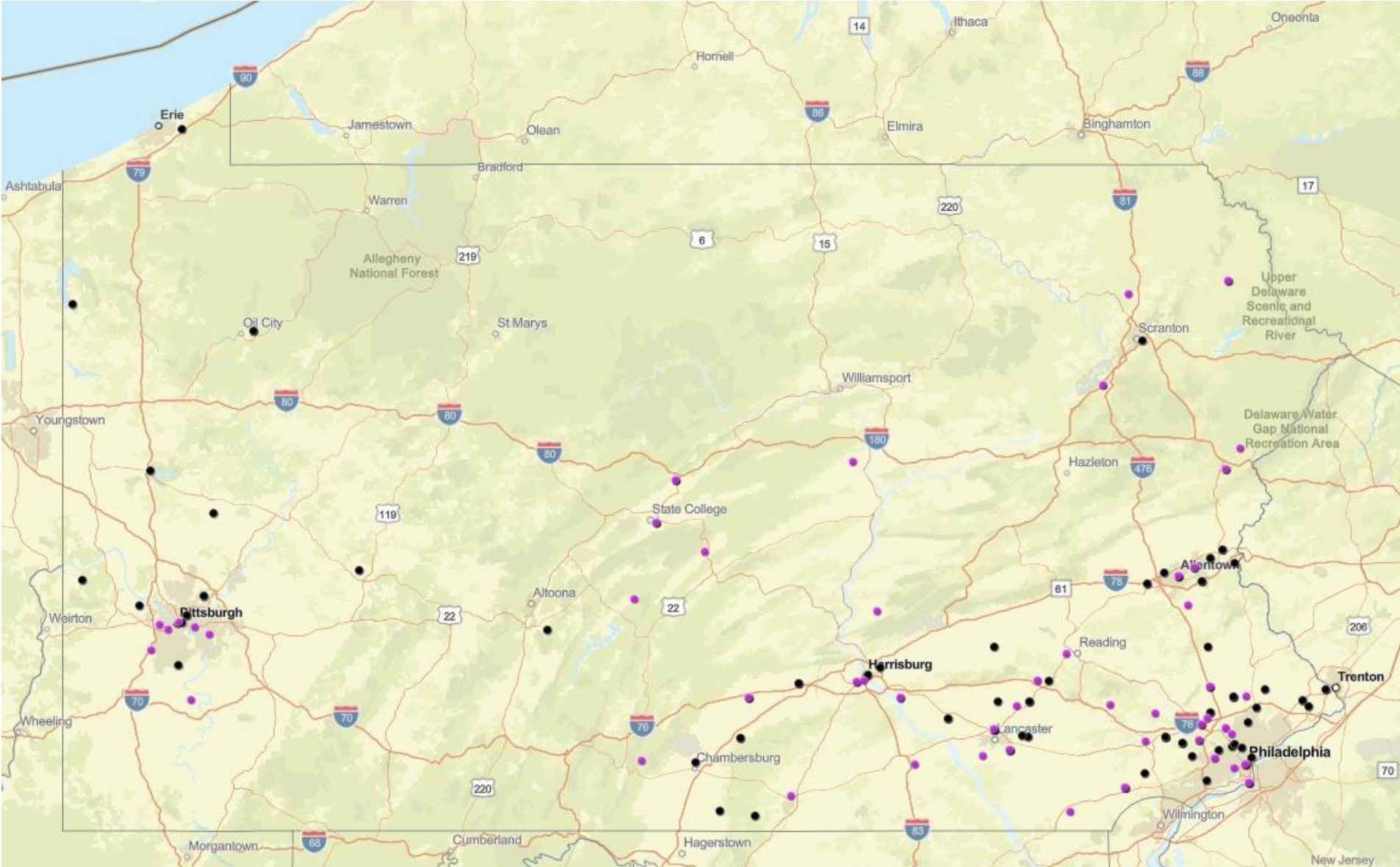
Number of Plugs Per Month



Level 2 EV Charger Rebates

- Average \$/project awarded: \$13,858
- Average \$/plug awarded: \$4,186
- Avg. % of project cost covered by rebate: 65%

Driving PA Forward Level 2 EV Charger Project Locations



● Approved – in process ■ Project completed

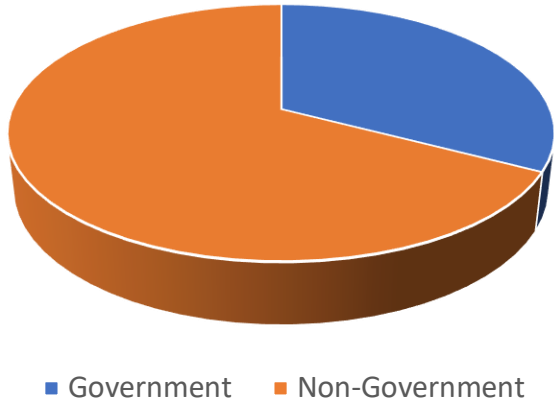
Level 2 EV Charging Rebates

Electric Utility Territories

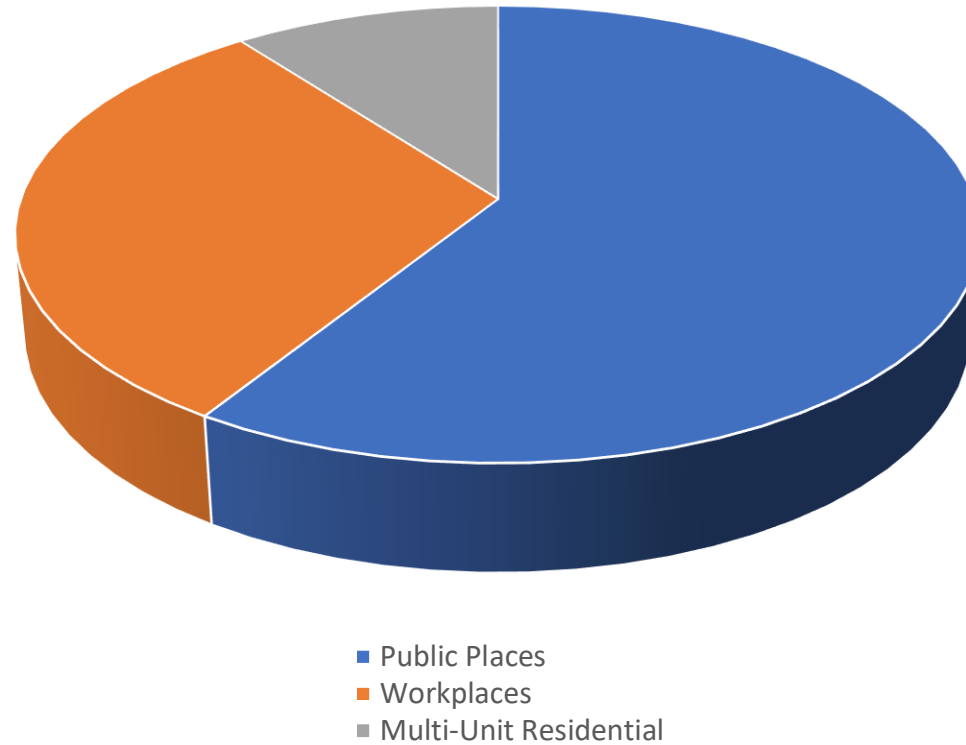
EDC	Number of Installations	Number of Plugs	Amount in Rebates
PECO	86	244	\$1,035,296
PPL	73	232	\$1,011,285
DLC	34	211	\$821,039
West Penn	16	42	\$166,084
Met-Ed	15	40	\$174,826
Penelec	14	36	\$153,109
Municipal	5	10	\$43,265
Rural Cooperative	4	8	\$40,000
Penn Power	4	8	\$33,518

Level 2 EV Charging Rebates

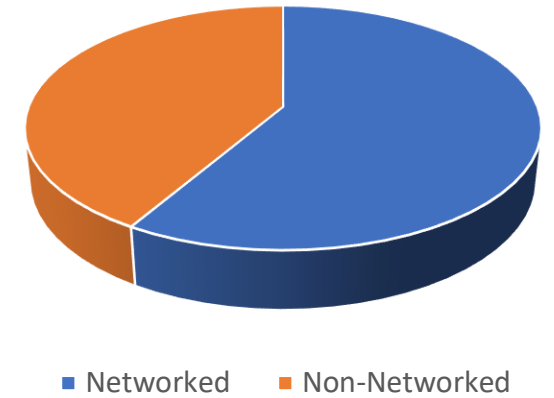
Property Owner



Project Types



Network Connection



Level 2 EV Charging Rebates

EVSE Brand	Number of Projects	Number of Plugs	Amt. Awarded
ChargePoint	154	539	\$2,380,531
ClipperCreek	29	80	\$322,321
SemaConnect	14	36	\$142,462
EVBox	10	60	\$195,130
PowerCharge	7	18	\$72,412
Evocharge	7	14	\$53,258
EVSE LLC	5	16	\$70,000
BTC Power	5	10	\$43,265
Bosch	4	20	\$61,690
Leviton	4	12	\$43,473
Juicebox	3	6	\$22,488
Siemens	3	6	\$9,379
Webasto	2	6	\$23,800
Blink	2	4	\$20,000
Solar Edge	1	2	\$9,967
Novacharge	1	2	\$8,246

Level 2 EV Charger Rebates

Design Changes to Rebate Program

- Set program performance milestones (number of plugs) to trigger reduction of rebate levels
- Allow applicants to combine incentives
- Under Workplace charging category:
 - Workplace employee
 - Workplace fleet
- NEW lower rebate levels

Level 2 EV Charger Rebates

Rebate Amounts for Projects on Government-Owned Property

<u>Project Type</u>	<u>Maximum Rebate per Plug</u>	<u>OR</u> <u>(whichever is less)</u>	<u>Maximum % of Total Project Cost</u>
Full Public Access, Networked	\$4,500	or	90%
Full Public Access, Non-Networked	\$4,500	or	80%
No/Limited Public Access	\$3,500	or	50%

Rebate Amounts for Projects on Non-Government-Owned Property (Workplace & Multi-Unit Dwellings)

<u>Project Type</u>	<u>Maximum Rebate per Plug</u>	<u>OR</u> <u>(whichever is less)</u>	<u>Maximum % of Total Project Cost</u>
Full Public Access, Networked	\$4,500	or	70%
Full Public Access, Non-Networked	\$4,500	or	60%
No/Limited Public Access	\$3,500	or	50%